

# Photoproduction of Events with Rapidity Gaps Between Jets at ZEUS

**Patrick Ryan**  
**University of Wisconsin**

**On Behalf of the ZEUS Collaboration**

**HERA-LHC Workshop**  
**CERN**

**June 7, 2006**

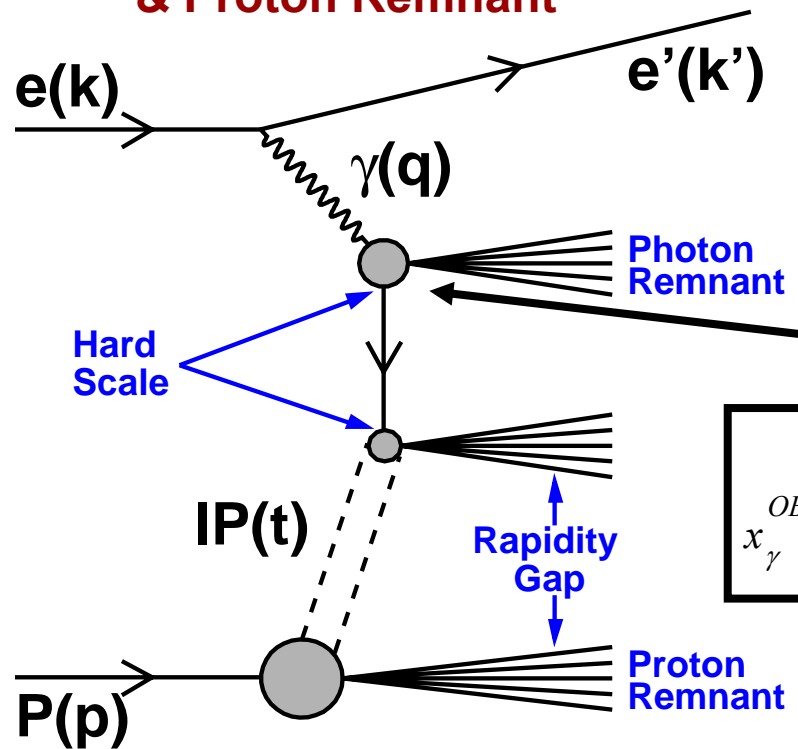
**Results Presented at DIS 2006**



# Hard Diffractive Photoproduction



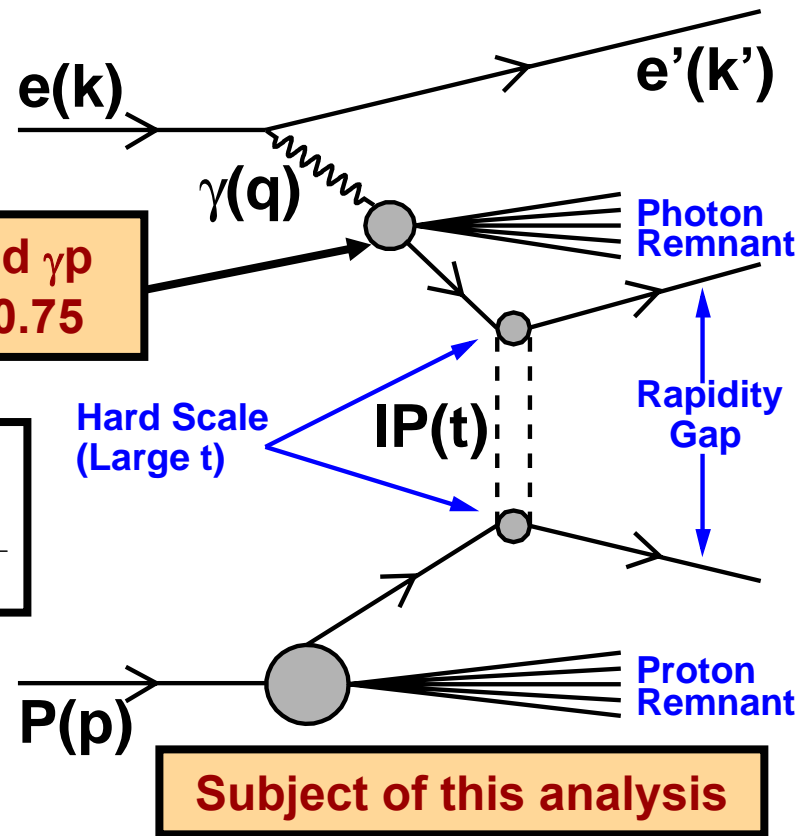
### Rapidity Gap Between Hadron & Proton Remnant



**Resolved  $\gamma p$**   
 $x_\gamma^{OBS} < 0.75$

$$x_\gamma^{OBS} = \frac{\sum_{jets} E_T e^{-\eta}}{2yE_e}$$

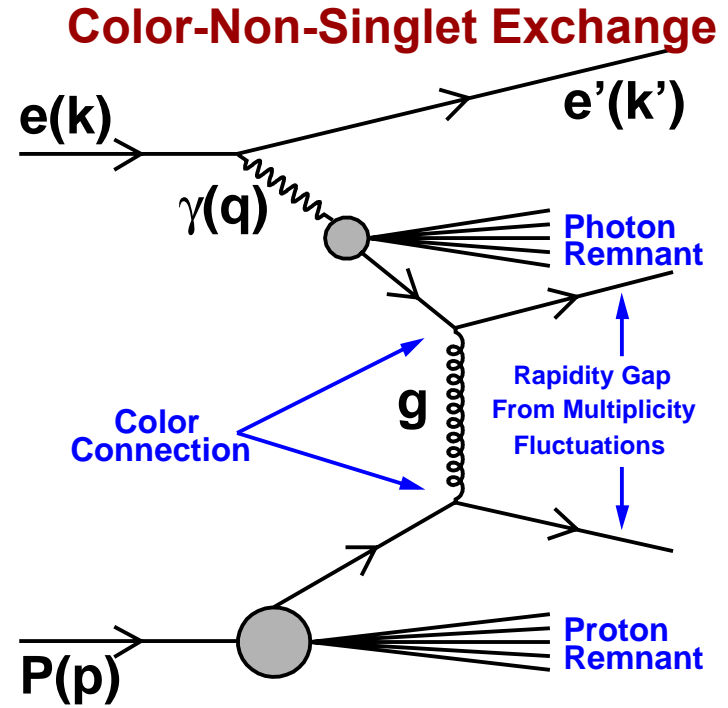
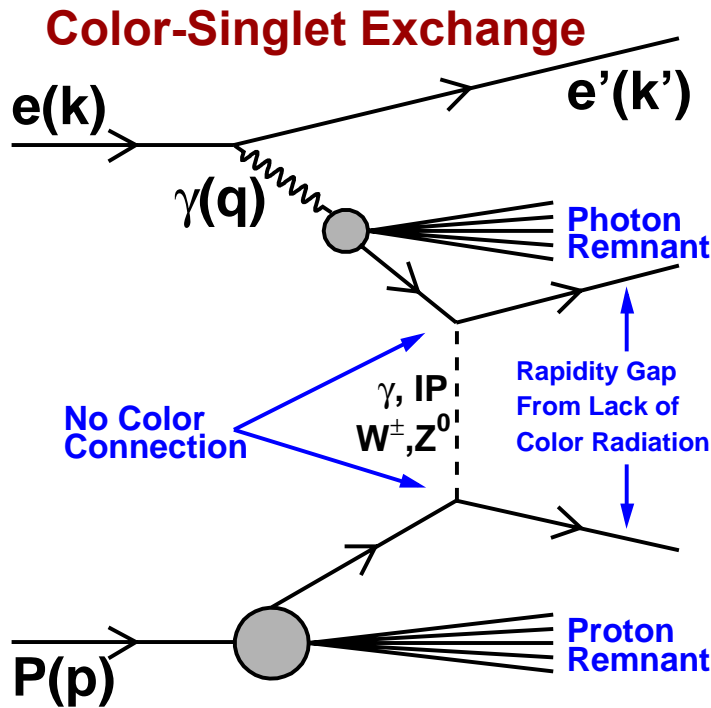
### Rapidity Gap Between Jets



- Study the nature of the Pomeron
  - Observe Color-Singlet exchange
- Hard Scale allows application of pQCD to diffractive process



# Rapidity Gaps between Jets




## • 2 Sources of Rapidity Gaps between Jets

### • Color-singlet Exchange

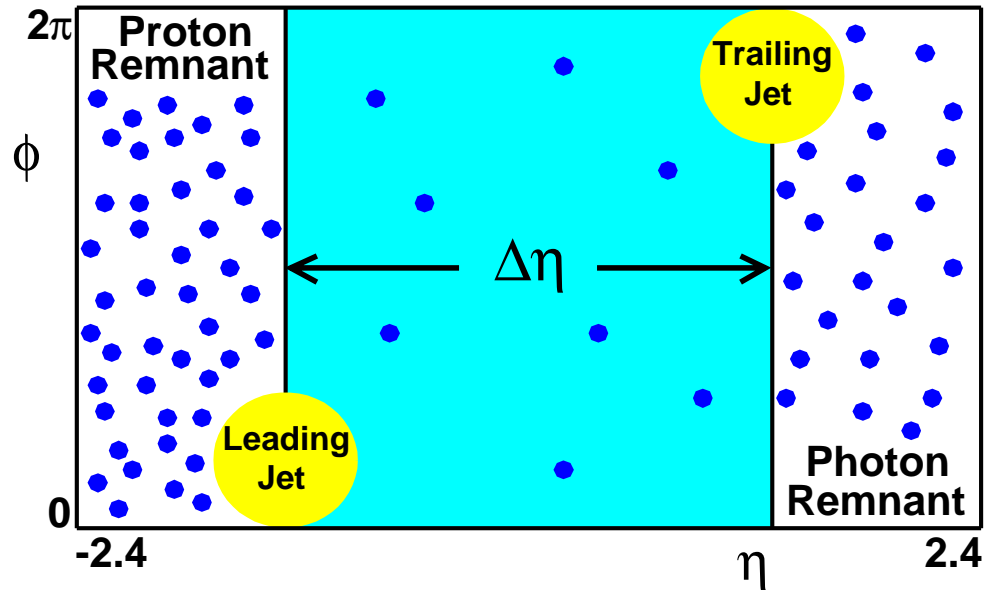
- Lack of color radiation produces gap
- Example: Pomeron

### • Color-Non-Singlet Exchange


- Fluctuations in particle multiplicity produces gap
- Non-diffractive



# Rapidity Gap Topology



- Distance between leading and trailing jet centers:  $\Delta\eta$
- $E_T^{\text{Gap}}$ : Total  $E_T$  of jets between leading and trailing jet centers
- Gap Event has small energy in Gap:  $E_T^{\text{Gap}} < E_T^{\text{Cut}}$
- Gap definition based on  $E_T$  better than that based on multiplicity
  - Collinear and infrared safe
  - Gap spans between centers of leading & trailing jets (increased statistics)



# The Gap Fraction $f(\Delta\eta)$



**Dijet Events with large Rapidity separation between jets &  $E_T^{\text{Gap}} < E_T^{\text{Cut}}$**

$$f(\Delta\eta) = \frac{d\sigma_{\text{gap}} / d\Delta\eta}{d\sigma / d\Delta\eta}$$

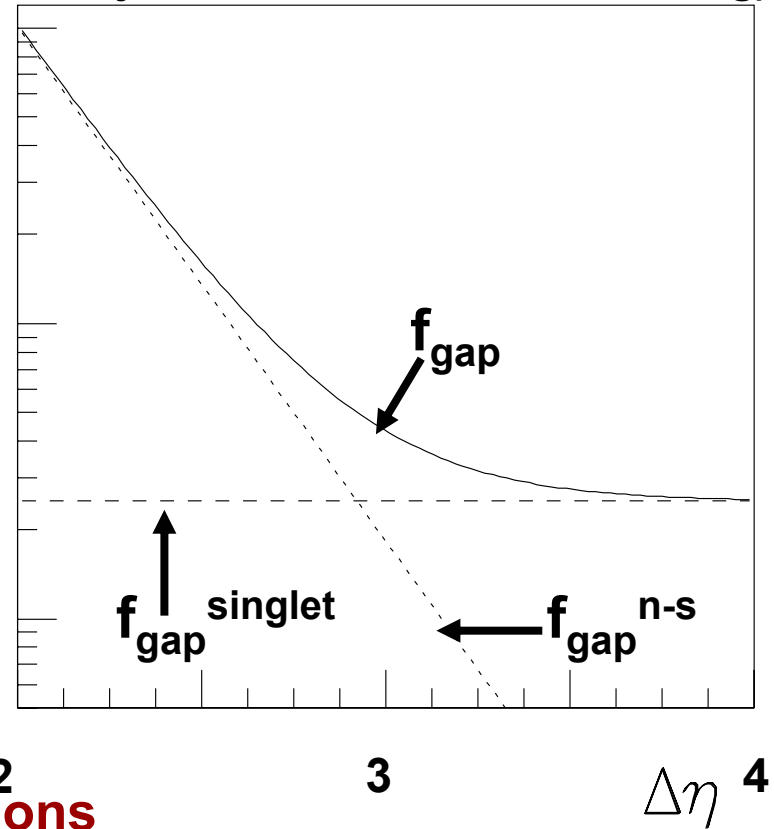
**All Dijet Events with large Rapidity separation between jets**

$$\sigma_{\text{gap}} = \sigma_{\text{gap}}^{\text{singlet}} + \sigma_{\text{gap}}^{\text{non-singlet}}$$

- **Color Singlet**
  - Gap created by lack of color flow
  - $f(\Delta\eta)$  constant in  $\Delta\eta$
- **Color Non-Singlet**
  - Gap created by multiplicity fluctuations
  - $f(\Delta\eta)$  decreases exponentially with  $\Delta\eta$

$f(\Delta\eta)$

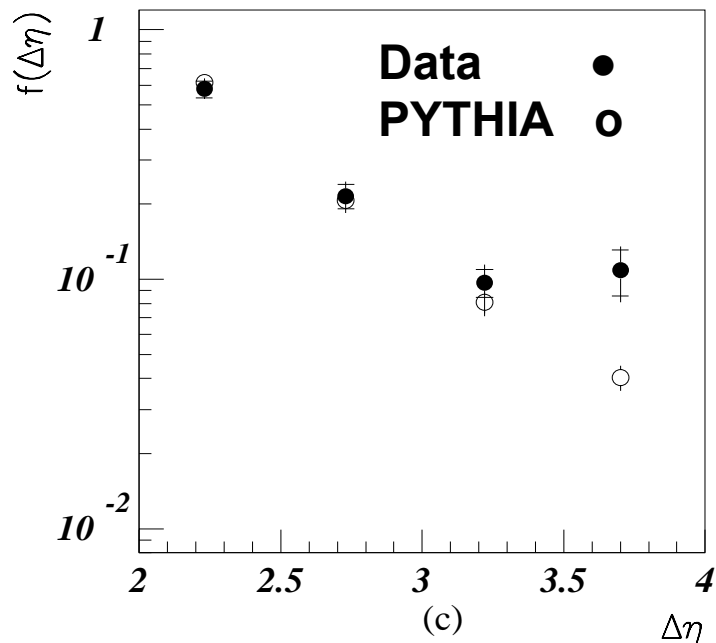
Expectation for Behavior of Gap Fraction (J. D. Bjorken, V. Del Duca, W.-K. Tung)



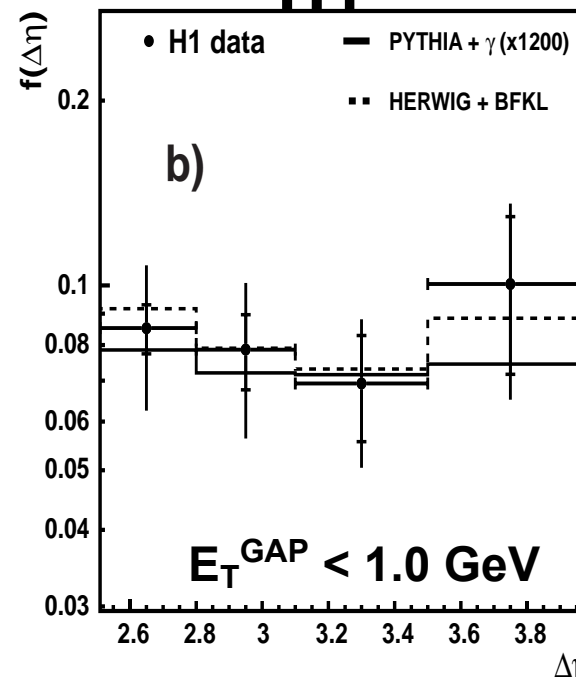
# Comparison to Previous ZEUS and H1 Measurements




## ZEUS 1995



## H1




- **ZEUS 1995: Gap Fraction defined by multiplicity**
  - **Data above Non-Color-Singlet PYTHIA**
- **H1 2002: Gap Fraction for  $E_T^{\text{Gap}} < 1.0 \text{ GeV}$** 
  - **Data above NCS MC but Data described by NCS+CS MC**
  - **6.6 pb<sup>-1</sup> of Lumi**



# Simulation of Color-Non-Singlet and Color-Singlet MC



- **PYTHIA 6.1 & HERWIG 6.1**
  - Used to simulate **Color-Non-Singlet** and **Color-Singlet** Events
  - Shown to describe  $\gamma p$  data
  - Use different hadronization models
  - **Direct, Resolved, Color-Singlet MC** generated separately
- **Color-Non-Singlet MC**
  - **Resolved MC** includes **Multi-Parton Interactions (MPIs)**
- **Color-Singlet (CS) Exchange MC**
  - **HERWIG: BFKL Pomeron** as exchange object
    - Includes MPIs
  - **PYTHIA: High- $t$   $\gamma$  exchange**
    - Used to match data only – Rapidity Gap not due to photon exchange
    - Does not include MPIs



# Monte Carlo Tuning



- **Modified Default ZEUS MC parameters**
  - Tuning based on JetWeb parameters (Global fit to collider data)
  - Tuned  $p_T^{\text{Min}}$  to ZEUS  $E_T^{\text{GAP}}$  distributions (shown later)
- **Tuned PYTHIA 6.1**
  - Proton PDF: CTEQ 5L (Set 46)
  - Photon PDF: SaS-G 2D
  - $p_T^{\text{Min } 1} = 1.9$   $p_T^{\text{Min } 2} = 1.7$  (default 2.0 GeV, 1.5 GeV)
- **Tuned HERWIG 6.1**
  - Proton PDF: CTEQ 5L (Set 46)
  - Photon PDF SaS-G 2D
  - Square of factor to reduce proton radius: 3.0 (default 1.0)
  - Probability of Soft Underlying Event: 0.03 (default 1.0)
  - $P_T^{\text{MIN1}} = 2.7$  GeV (default 1.8 GeV)

$p_T^{\text{Min } 1}$ :  $p_T$  of hardest interaction  
 $p_T^{\text{Min } 2}$ :  $p_T$  of all secondary interactions



# Data Acceptance Corrections



- **Correct data for acceptance: Detector → Hadron level**
- **Step 1: Dir and Res relative amounts fit to Data:  $x_\gamma^{\text{OBS}}$  distribution**
  - **PYTHIA – Detector Level**
    - 28% Direct
    - 72% Resolved
  - **HERWIG – Detector Level**
    - 44% Direct
    - 56% Resolved
- **Step 2: Non-Color Singlet & Color Singlet relative amounts fit to Data:  $E_{\text{TOT}}$  for  $E_T^{\text{GAP}} < 1.5 \text{ GeV}$**

# Rapidity Gap Event Selection



**ZEUS 1996-97 Data (38 pb<sup>-1</sup>)**

**Trigger Selection:**

**FLT, SLT, and TLT requirements to select dijet photoproduction events**

**Clean Photoproduction Sample:**

**Reject events having Electron with  $E_e > 5$  GeV AND  $y_e < 0.85$**

$$\Sigma p_T / \Sigma \sqrt{E_T} < 2 \text{ GeV}^{1/2}$$

$$|z_{\text{vtx}}| < 40 \text{ cm}$$

$$0.2 < y_{\text{JB}} < 0.85$$

**Dijets with Large Rapidity Separation:**

$$E_T^{1,2} > 6.0, 5.0 \text{ GeV}$$

$$|\eta^{1,2}| < 2.4$$

$$\frac{1}{2}|\eta^1 + \eta^2| < 0.75$$

$$2.5 < |\eta^1 - \eta^2| < 4.0 \text{ (Gap Definition)}$$


**4 Samples of Gap Events:**

$$E_T^{\text{CUT}} = 0.5, 1.0, 1.5, 2.0 \text{ GeV}$$

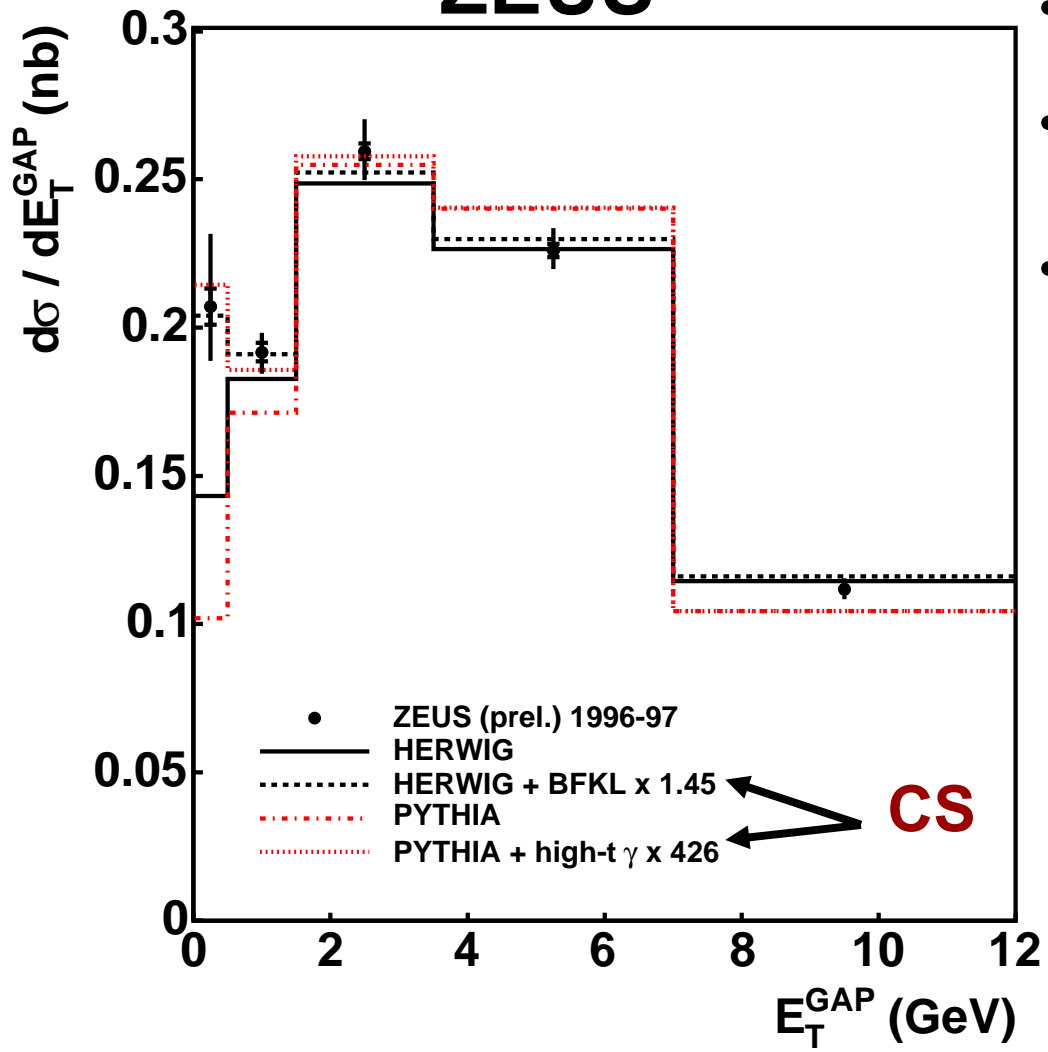
**~70,000 Events in Inclusive Sample**

# Acceptance Corrected Data vs MC

## $E_T^{\text{Gap}}$ Cross Section



**ZEUS**



- **Acceptance Correction**
  - Average of PYT & HER
- **Systematic Errors from HER**
  - Difference between HER & PYT values added to systematic
- **MCs fit to Data**
  - $\chi^2$  Minimization
  - **Yield Scale Factors**
    - HER: 1.01\*NCS + 1.45\*CS
    - PYT: 1.25\*NCS + 426\*CS
  - **High CS Scale Factor in PYTHIA due to High-t  $\gamma$  exchange**

Minimization of  $\chi^2$  in fit to Data results in  $\sim 3\%$  CS contribution for both PYTHIA & HERWIG

# Acceptance Corrected Data vs MC

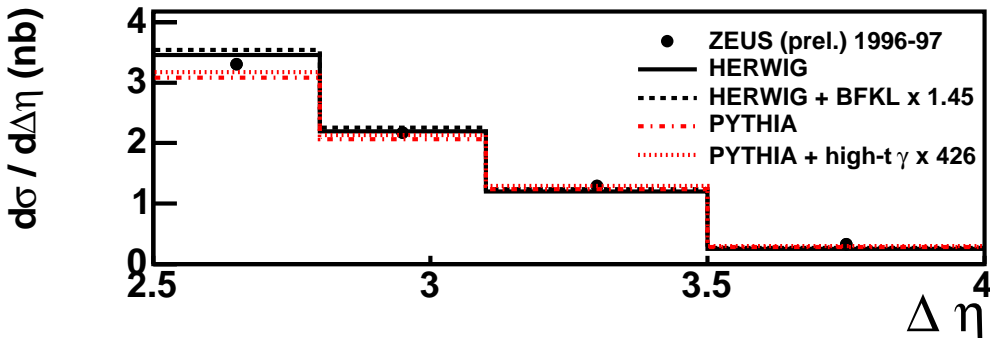
## $\Delta\eta$ Cross Sections



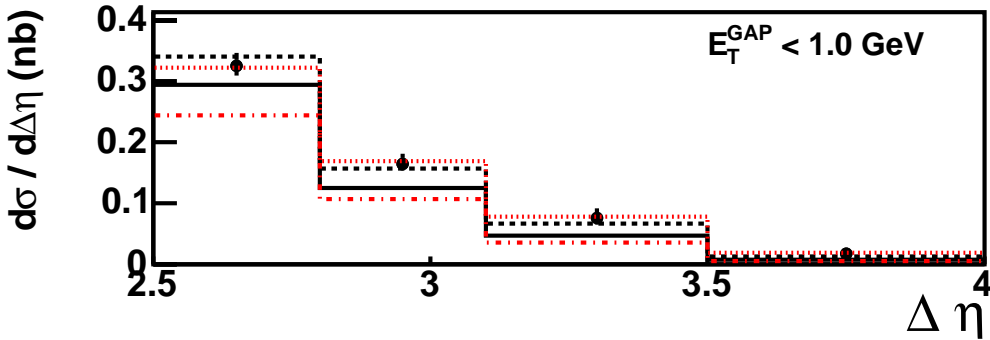
### ZEUS

- MC with CS added describes data

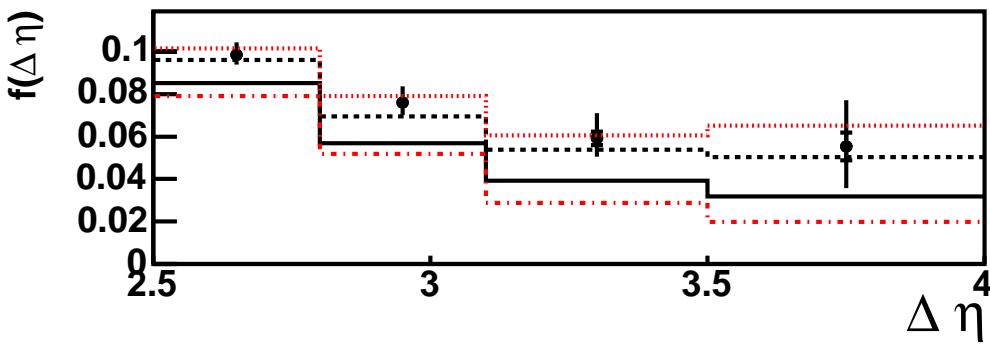
Inclusive



Gap



Gap Fraction

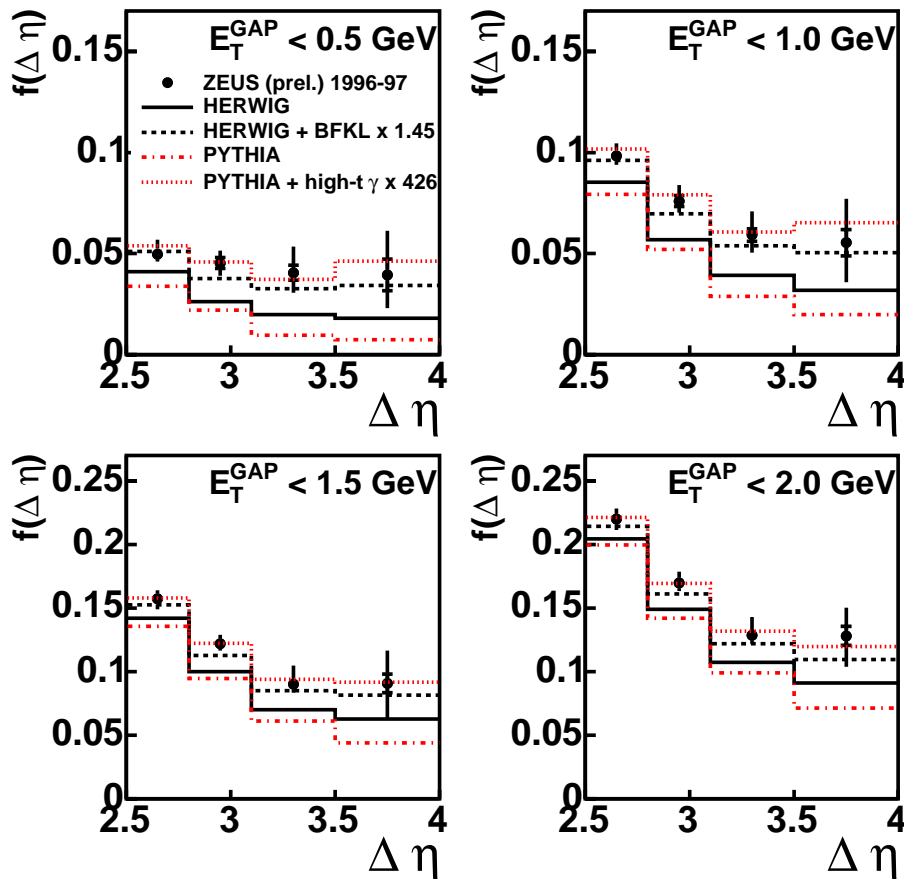


# Acceptance Corrected Data vs MC

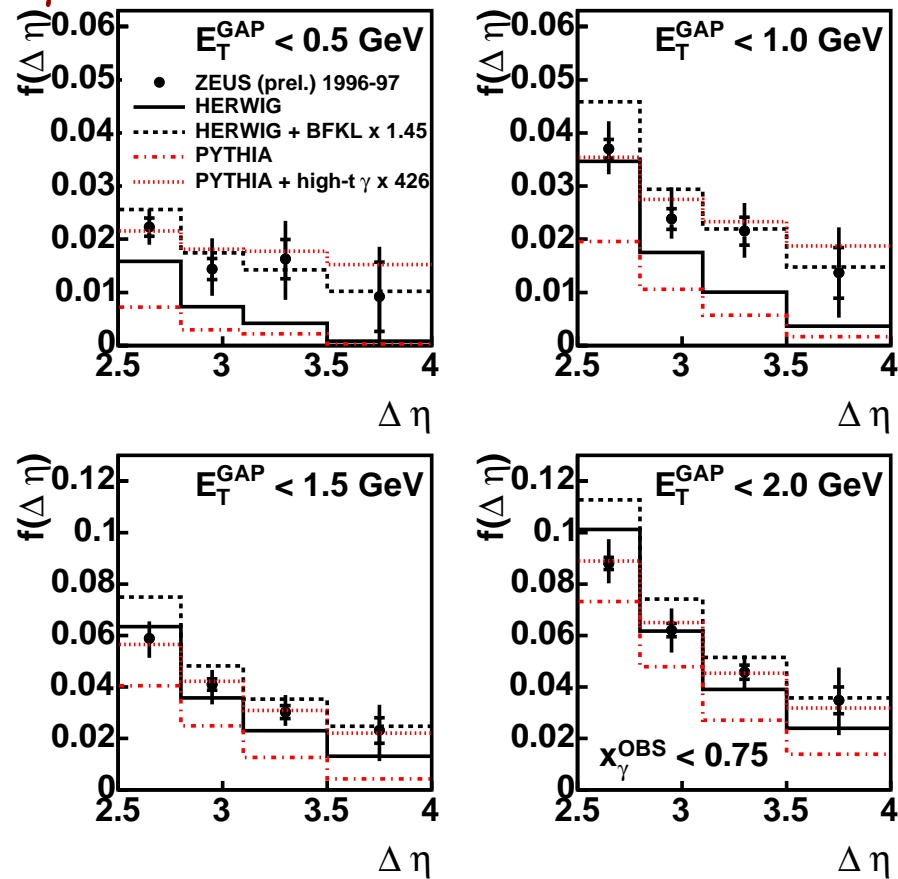
## $\Delta\eta$ for Different Gap Fractions



### All $x_\gamma^{\text{OBS}}$ ZEUS




### $x_\gamma^{\text{OBS}} < 0.75$ ZEUS Resolved



- MC with CS describes data for entire  $x_\gamma^{\text{OBS}}$  region
- CS contribution in resolved region is 1-2%

# Acceptance Corrected Data vs MC

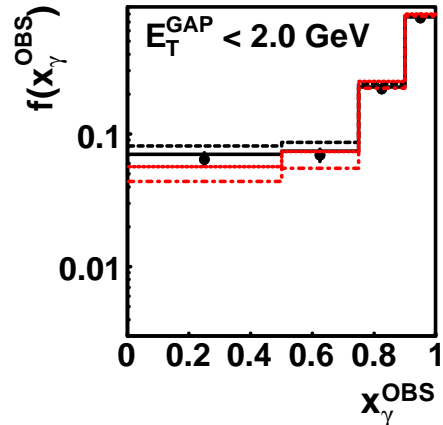
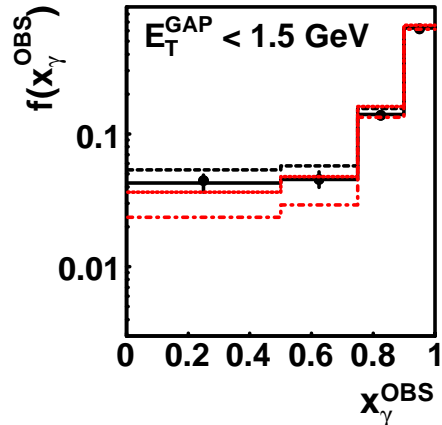
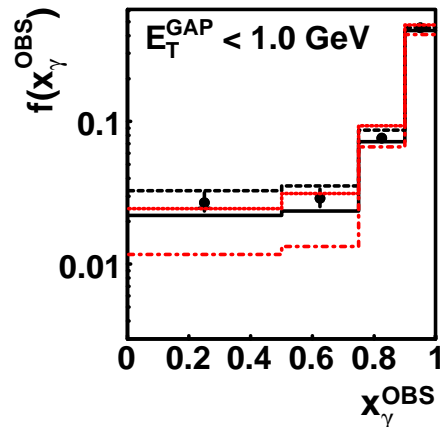
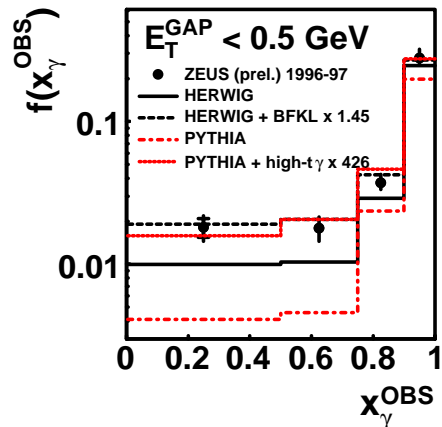
## $x_\gamma^{OBS}$ for Different Gap Fractions




ZEUS

$$x_\gamma^{OBS} = \frac{\sum_{jets} E_T e^{-\eta}}{2yE_e}$$

**Resolved region:**  
 $x_\gamma^{OBS} < 0.75$



- MC with CS describes the Data
- HERWIG agreement remains better than PYTHIA agreement
- PYTHIA agreement in resolved region improved compared to  $\Delta\eta$

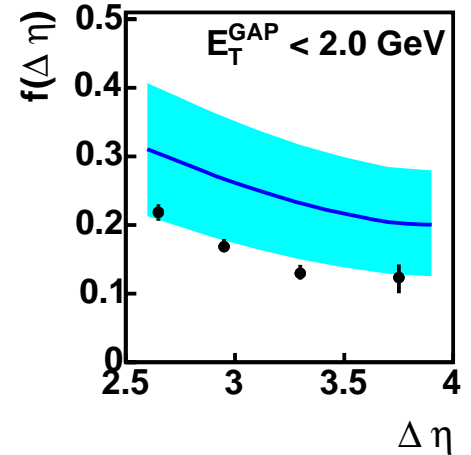
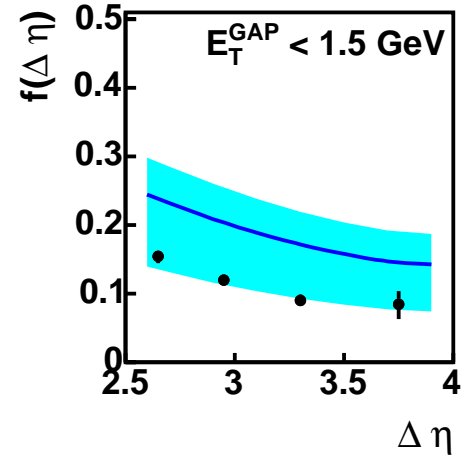
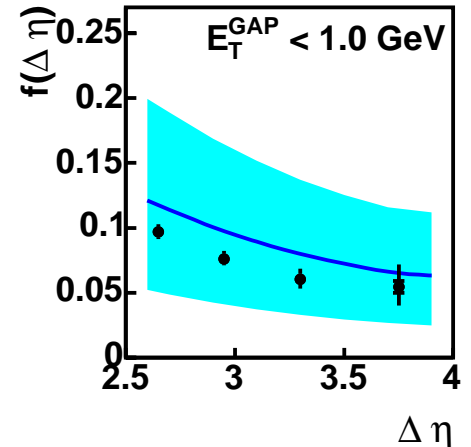
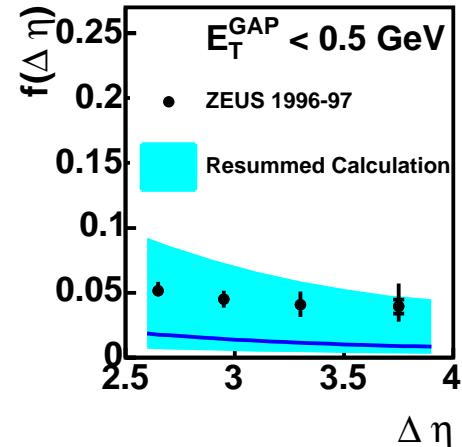



# $\Delta\eta$ Gap Fractions Resummed Calculation



- Resummed Calculation
  - Seymour & Appleby
  - Only calculation available
  - Large Errors
- Shape of data described
  - $E_T^{\text{Cut}} = 0.5$ 
    - Data above prediction
  - All other  $E_T^{\text{Cut}}$  values
    - Data below predictions
    - Disagreement increases as  $E_T^{\text{Cut}}$  increases

## ZEUS





# Rapidity Gap Between Jets Summary



- **Conclusions**

- **Data demonstrate evidence of ~3% Color-Singlet contribution estimated at the cross section level for entire phase space**
  - Corresponds to ~1-2% Color-Singlet in resolved region
- **Data consistent with published ZEUS and H1 results**
- **PYTHIA and HERWIG describe data well after the Color-Singlet contribution is added**

- **In Progress**

- **Examine  $W$  dependence**
- **Explore comparisons with Tevatron**
- **Publish paper**