



Atlas direct J/ψ production studies.

Jonathan Ginzburg
Tel-Aviv University

08.06.06



Agenda

1. Motivation

2. Introduction

3. ATLAS detector at LHC collider

4. Cross Sections

5. New Pythia versions

6. Event Selection

7. Fit Mechanism

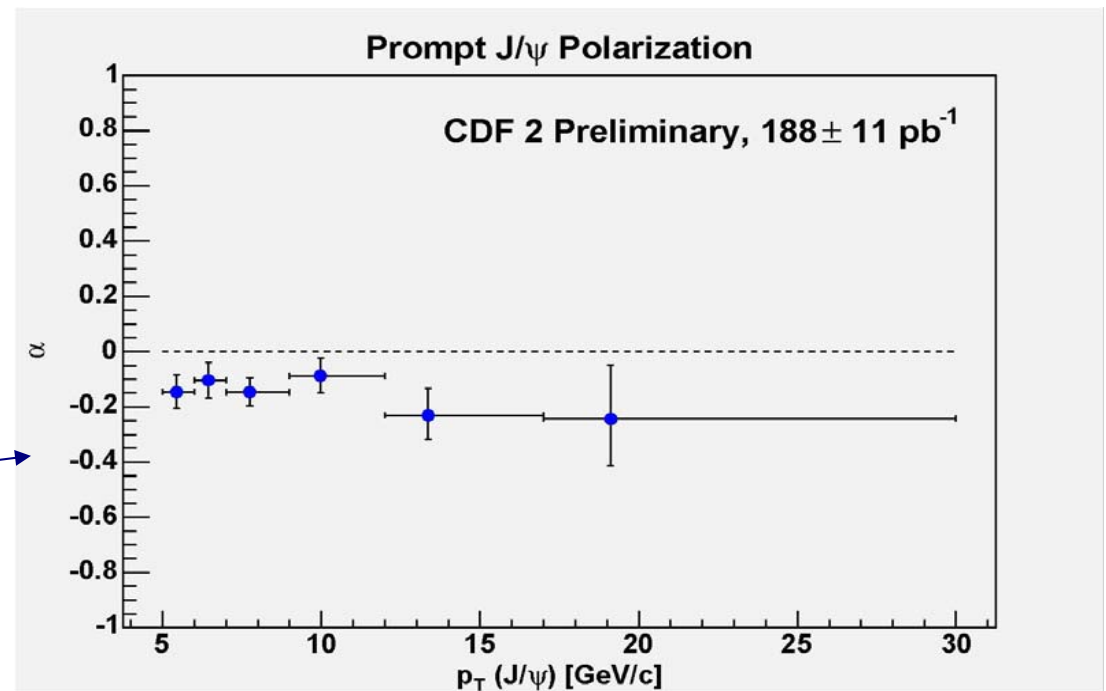
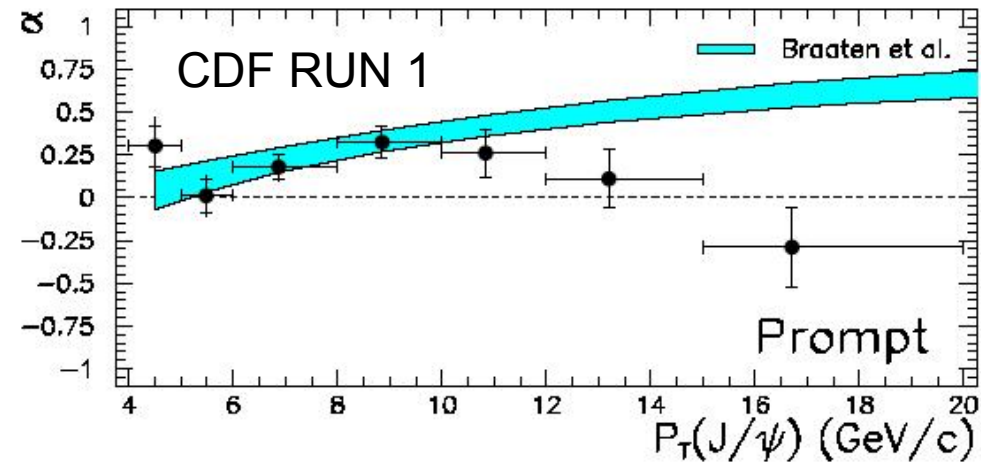
Motivation

- Measurements done at CDF are not consistent with the predictions of the J/ψ polarization P_T dependence. There is a large discrepancy between some theoretical prediction and the CDF measurements mainly at high P_T range.

- *Recent measurements*

April 28, 2005

<http://www-cdf.fnal.gov/physics/new/bottom/050428.ble/ssed-jpsi-polarization/>





Various models in Charmonium Production

- **The Color Evaporation Model (CEM)**

It assumes that there is no correlation between the initial $Q\bar{Q}$ state and the final quarkonium state.

- **The Color Singlet Model (CSM)**

It assumes that each quarkonium state can only be produced by a $Q\bar{Q}$ pair in the same color and angular momentum state as that quarkonium.

- **The Nonrelativistic QCD Model (NRQCD)**

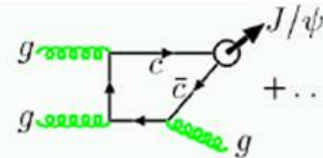
It treats quarkonium as an approximately nonrelativistic system. When applied to production, this implies that $Q\bar{Q}$ pairs produced with one set of quantum numbers can evolve into a quarkonium state with different quantum numbers, by emitting low energy gluons.

NRQCD

- NRQCD makes systematic nonrelativistic corrections to effective field theory using an expansion series in v (the velocity of the heavy quark in the quarkonium rest frame) and α_s .
- At high P_T ($P_T \gg mc$) the dominant process in NRQCD is the fragmentation of a single gluon to a pair in a $[8, ^3S_1]$ state (c). In comparison to the color singlet fragmentation process in (b) this occurs at a higher order of v_c (v_c^7 versus v_c^3) but at a lower order of α_s (α_s^3 versus α_s^5).
- Taking into account these facts, it is indeed plausible that the color octet process could explain the observed direct cross sections.

fragmentation process – transverse polarization

leading-order colour-singlet: $g + g \rightarrow c\bar{c}[^3S_1^{(1)}] + g$



Two gluon fusion

$$\sim \alpha_s^3 \frac{(2m_c)^4}{p_t^8}$$

a

colour-singlet fragmentation: $g + g \rightarrow [c\bar{c}[^3S_1^{(1)}] + gg] + g$



$$\sim \alpha_s^5 \frac{1}{p_t^4}$$

b

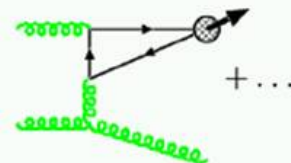
colour-octet fragmentation: $g + g \rightarrow c\bar{c}[^3S_1^{(8)}] + g$



$$\sim \alpha_s^3 \frac{1}{p_t^4} v^4$$

c

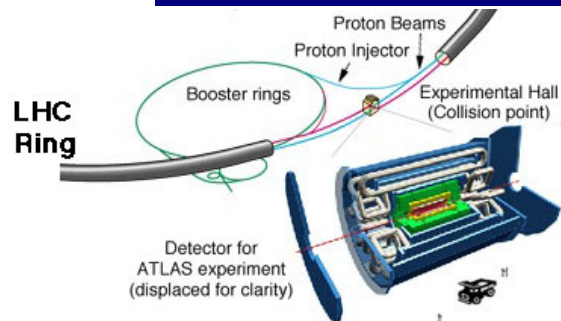
colour-octet fusion: $g + g \rightarrow c\bar{c}[^1S_0^{(8)}, ^3P_J^{(8)}] + g$



$$\sim \alpha_s^3 \frac{(2m_c)^2}{p_t^6} v^4$$

d

ATLAS DETECTOR AT LHC



Length of the tunnel is 26.6 km (existing LEP tunnel)

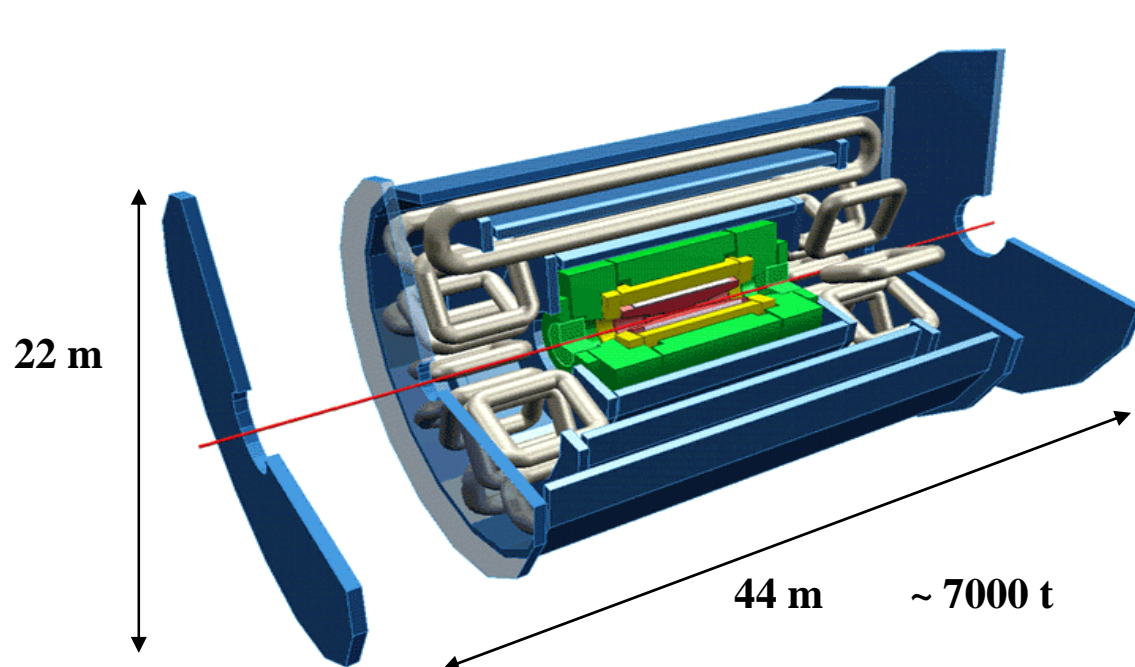
Maximum Energy 14 TeV

Frequency 40 MHz (25nsec)

Low Luminosity- $10^{33} \text{ cm}^{-2}\text{s}^{-1}$

High Luminosity- $10^{34} \text{ cm}^{-2}\text{s}^{-1}$

Atlas one of the four LHC experiments that will study p-p collisions



- Beam pipe.
- Tracking detector.
- Solenoidal Magnet.
- Electromagnetic Calorimeter.
- Hadron Calorimeter.
- Muon Toroidal Magnets.
- Muon Detectors.

Tracking in Inner Detector

Pixel Detectors -The silicon sensors closest to the collision point. (Resolution: $\sigma_{\phi}=12 \mu\text{m}$, $\sigma_z=66 \mu\text{m}$)

Strip Detectors –The additional layers of silicon narrow strips. additional position measurements ($5\text{cm}<\text{radii}<50\text{cm}$)

Resolution : $\sigma_{\phi}=16\mu\text{m}, \sigma_z=580\mu\text{m}$

Transition Radiation Tracker (TRT)-

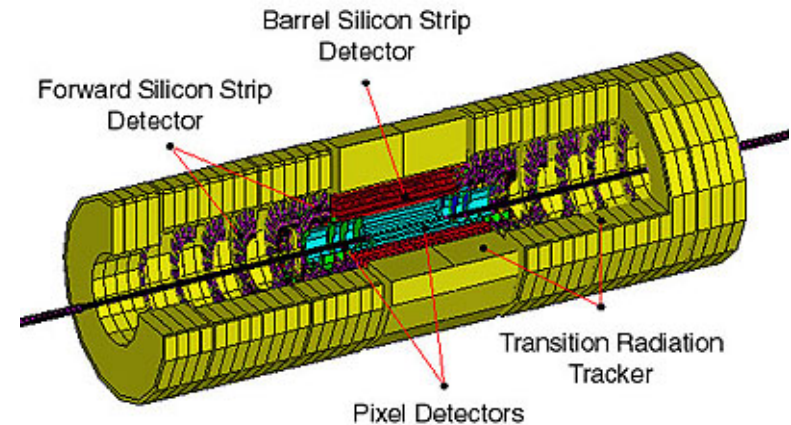
gas-wire drift detectors that consist of 4mm-diameter tubes (straws like) with thin wires running through the tube centers. ($50<\text{radii}<100 \text{ cm}$)

Resolution : $\sigma=170\mu\text{m}$ per straw .

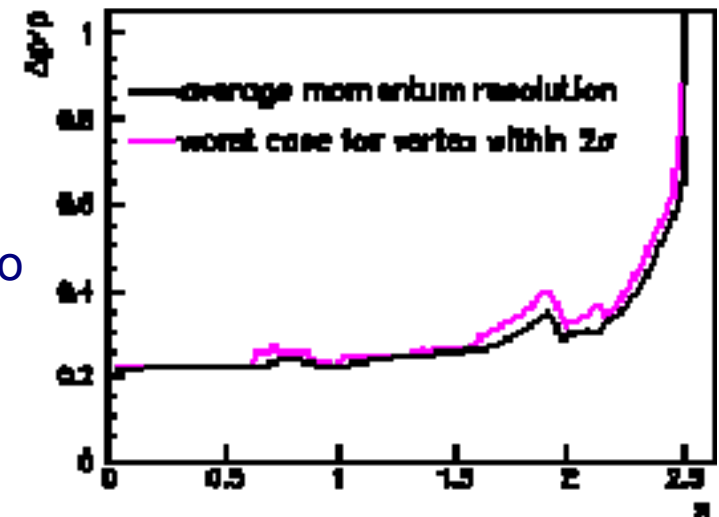
□ The silicon pixel and strip detectors - 10 azimuthal position measurements ($\sigma \sim 10 - 20$ microns.)

□ The TRT - 36 azimuthal position measurements, ($\sigma \sim 150$ microns each).

□ The directions, momenta and charge corresponding to all the trajectories, can be determine.

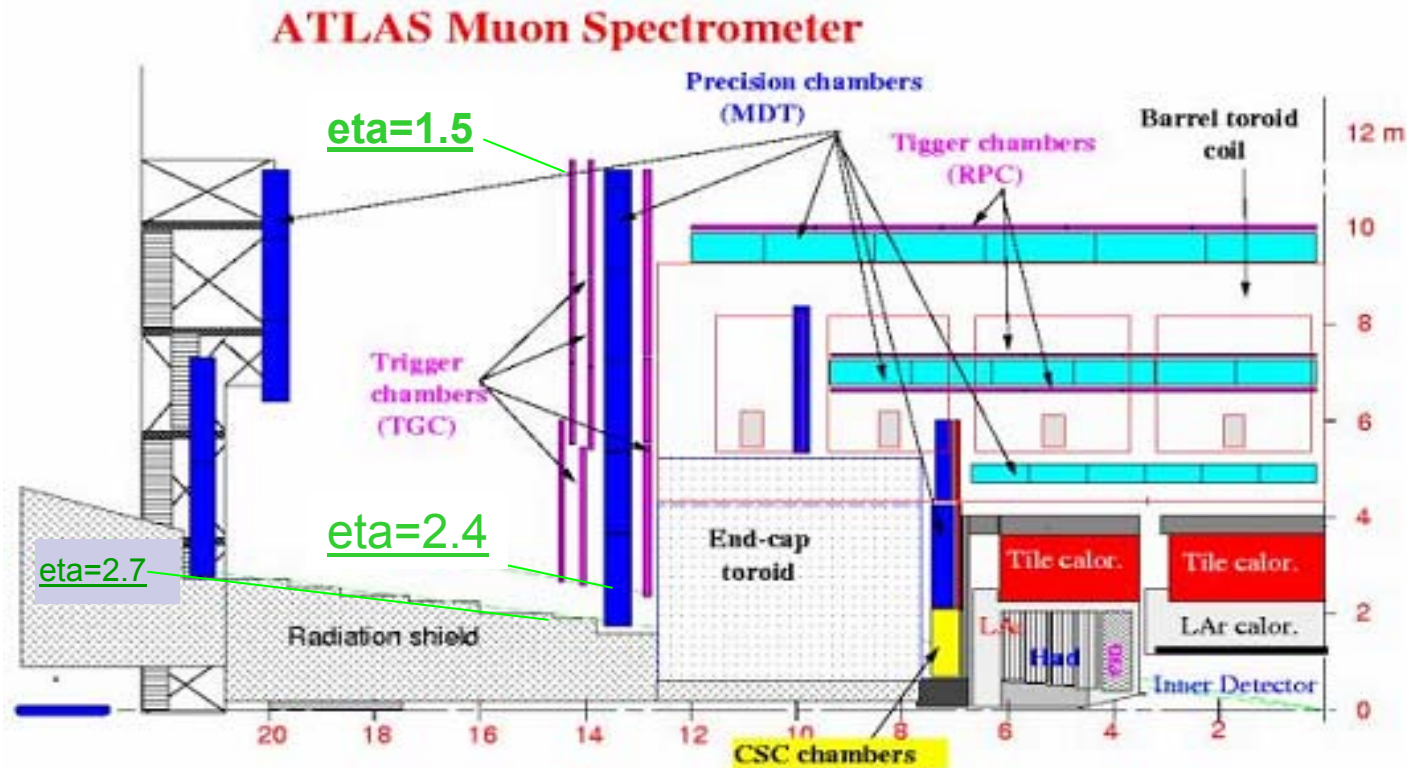


Inner Tracker



Muon Spectrometer

- ☀ The momentum of the muons is determined from the curvatures of their tracks in a toroidal magnetic field.
- ☀ Muon tracks are identified and measured after their passage through $\sim 2\text{m}$ of material.



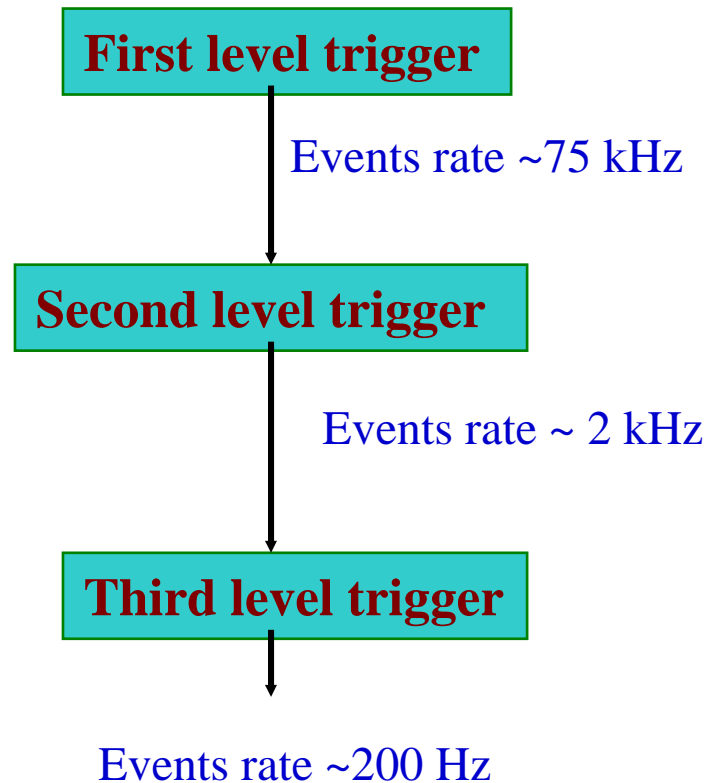
- ☀ Track measurement with $\sigma=60\mu\text{m}$ intrinsic resolution in three precision measurement stations (MDT).

Atlas Trigger

- The information of one event is approximately 1MB.
- Block diagram shows a simplified functional view of the Trigger system.
- The goal of the first level trigger is to select from 10^9 to $75 \cdot 10^6$ events within the time interval of the 25 nsec.

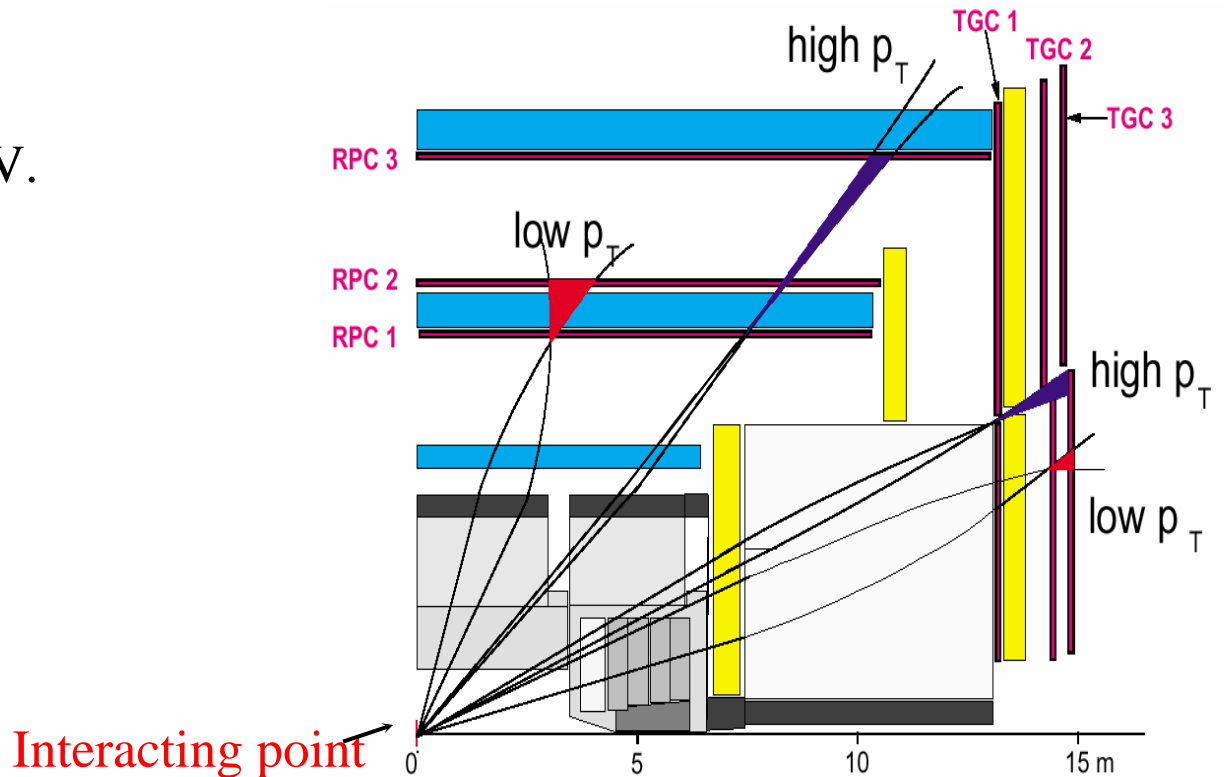
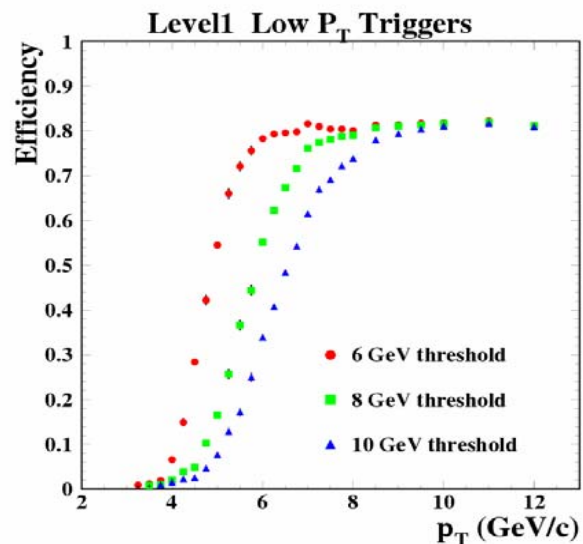
Interaction rate $\sim 1\text{GHz}$

Bunch crossing rate 40 MHz (25 nsec)



Trigger System

- The first level muon trigger is derived from three trigger stations formed of Resistive Plate Chambers (RPC) in the barrel and Thin Gap Chambers (TGC) in the end-caps.
- Each station is made of 2 (or 3) planes of strips (or/and wires) with x or y readout .
- The trigger is based on a coincidence between a strip(or wire) hit in the 1st station and a range of strips(or wires) in the 2nd or 3rd station. Typical momentum resolution is 20%.
- Low p_T trigger: $p_\mu > 6\text{GeV}$
- High p_T trigger: $p_\mu > 20\text{GeV}$.



Cross Sections ($g+g \rightarrow J/\Psi + g$)

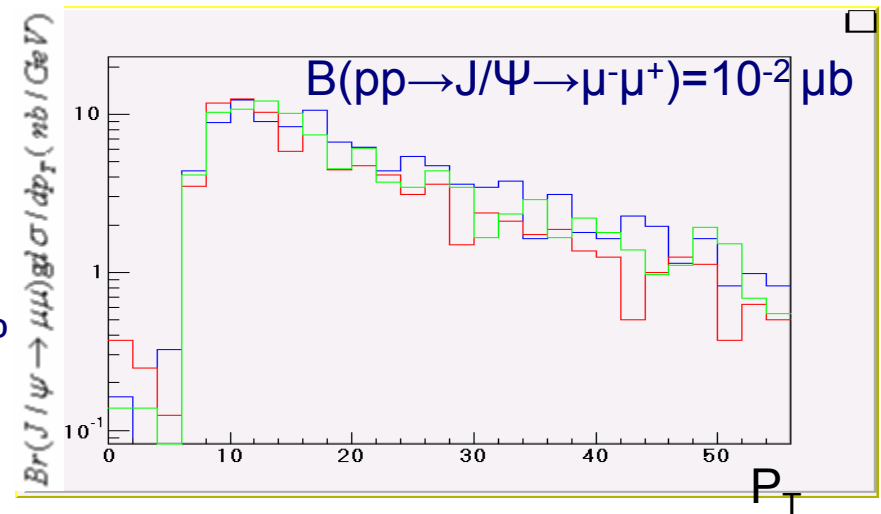
The prompt J/Ψ direct production using 3 different parton distribution functions.

CTEQ3L-Green

CTEQ5L-Red

CTEQ6M-Blue

- Trigger efficiency (low luminosity) to select $pp \rightarrow J/\Psi \rightarrow \mu(6\text{GeV})\mu(3\text{GeV})$ is $\sim 10\%$
- Reconstruction algorithm efficiency $\sim 60\%$
- First year run ~ 100 days



$$10^{33} [\text{bar}^{-1} \text{sec}^{-1}] \cdot 10^{-24} [\text{particles} / \text{cm}^2] \cdot 10^{-8} [\text{bar}] \cdot 10^7 [\text{sec} / \text{run} \text{ _ year}] = 10^8 [\text{events} / \text{year}]$$

$$10^8 [\text{events} / \text{year}] \times 0.1 \times 0.6 \approx 6 \times 10^6 [\text{events} / \text{year}]$$

After one year we expect 6 million events of $pp \rightarrow J/\Psi \rightarrow \mu\mu$



Background

- The main background for our process is $pp \rightarrow B \rightarrow J/\Psi + X$. The cross-section for this process is :

$$\sigma(pp \rightarrow B \rightarrow J/\Psi \rightarrow \mu(6\text{GeV}) + \mu(3\text{GeV})) \approx 10^{-2} \mu\text{b} .$$

Signal / Background of $O(1)$



Monte Carlo Study

- Generation was done with Pythia 6.221
- Parton distribution function - CTEQ6M
- The Octet model was implemented in Pythia 6.221 software (adding two extra differential cross-sections for the process $pp \rightarrow J/\Psi + X$ corresponding to the colored 3S_1 and $^1S_0 + ^3P_0$ states)
- Di-muon filter on P_T of more than 3 and 6 GeV was applied in the event production.
- All the generated events were processed with Geant-4 Simulation, Digitization, Reconstruction and “My Analysis” algorithms.
- We are currently moving to new Pythia 6.326 version



New Pythia versions

- Implementation of Non Relativistic QCD model (NRQCD) original code (by Stefan Wolf) within the new PYTHIA versions.
 - This PYTHIA implementation was already in use via external code in our previous studies.
 - PYTHIA 6.326 enables a full **charmonia** and **bottomonia** production.
 - The new PYTHIA code is under validation;
 - Realistic parameter values (e.g. NRQCD MEs) have to be fixed.
- The default parameters are incorrect:

New Corresponding Matrix elements

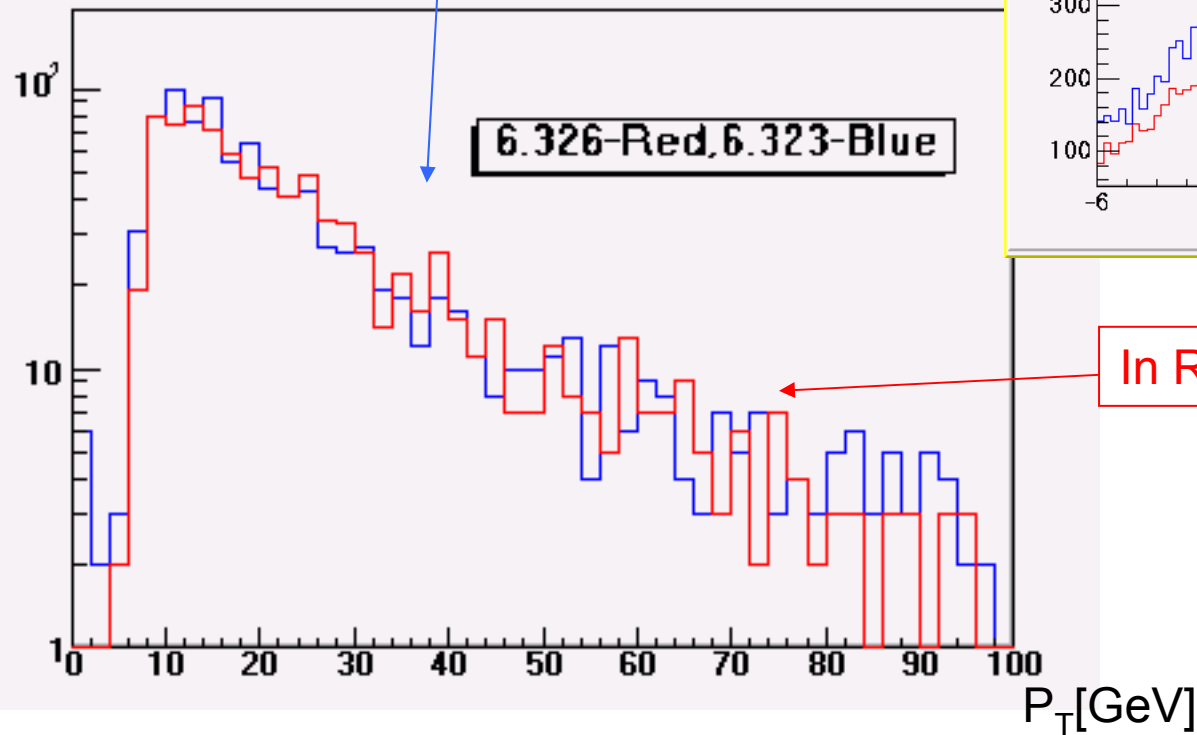
- ▶ 10 new values for NRQCD matrix elements inserted based on values extracted from: hep-ph/0003142

PARP(141)	$\langle O^{J/\psi} [^3S_1^{(1)}] \rangle$	1.16
PARP(142)	$\langle O^{J/\psi} [^3S_1^{(8)}] \rangle$	0.0119
PARP(143)	$\langle O^{J/\psi} [^1S_0^{(8)}] \rangle$	0.01
PARP(144)	$\langle O^{J/\psi} [^3P_0^{(8)}] \rangle / m_c^2$	0.01
PARP(145)	$\langle O^{\chi_{c0}} [^3P_0^{(1)}] \rangle / m_c^2$	0.05
PARP(146)	$\langle O^{\Upsilon} [^3S_1^{(1)}] \rangle$	9.28
PARP(147)	$\langle O^{\Upsilon} [^3S_1^{(8)}] \rangle$	0.15
PARP(148)	$\langle O^{\Upsilon} [^1S_0^{(8)}] \rangle$	0.02
PARP(149)	$\langle O^{\Upsilon} [^3P_0^{(8)}] \rangle / m_b^2$	0.48
PARP(150)	$\langle O^{\chi_{b0}} [^3P_0^{(1)}] \rangle / m_b^2$	0.09

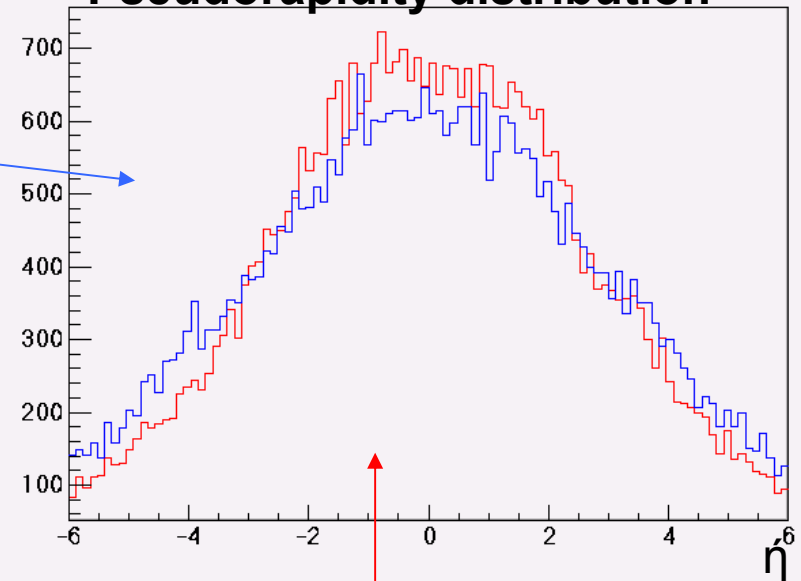
Events Kinematics

Normalized to the total number of events

In Blue Pythia version 6.323 with external Color Octet implementation(11.0.4)



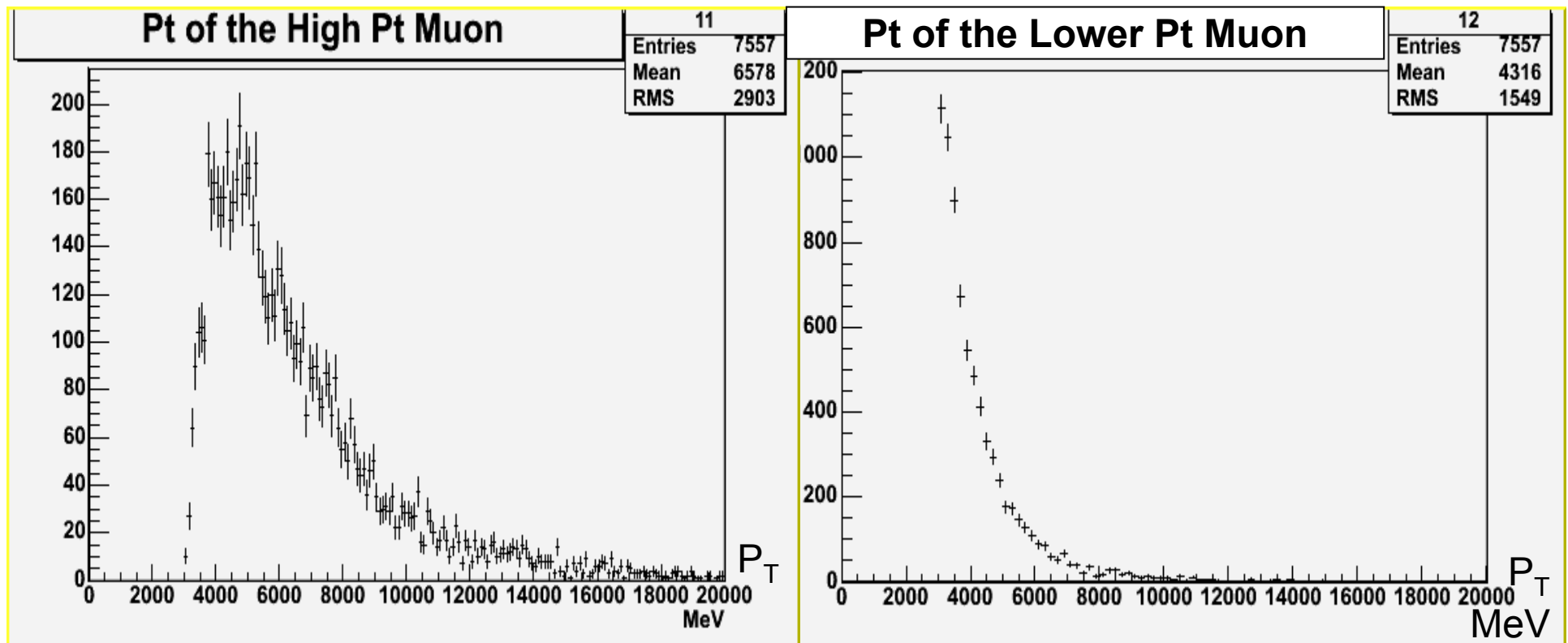
Pseudorapidity distribution



In Red Pythia version 6.326 (11.5.0)

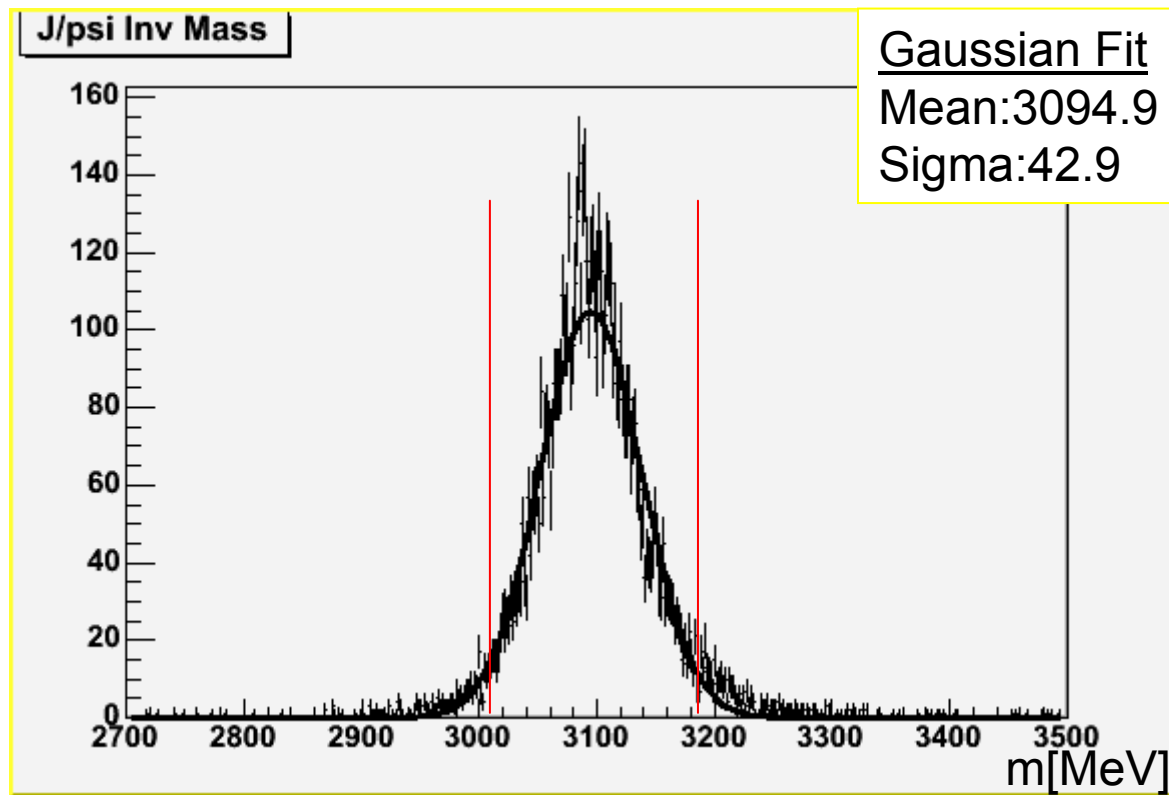
Selection of J/Ψ to Muon pair

- To properly select J/Ψ events, pairs of differently charged muons are chosen.



Selection II

- The selection is based on the dimuon invariant mass reconstruction.

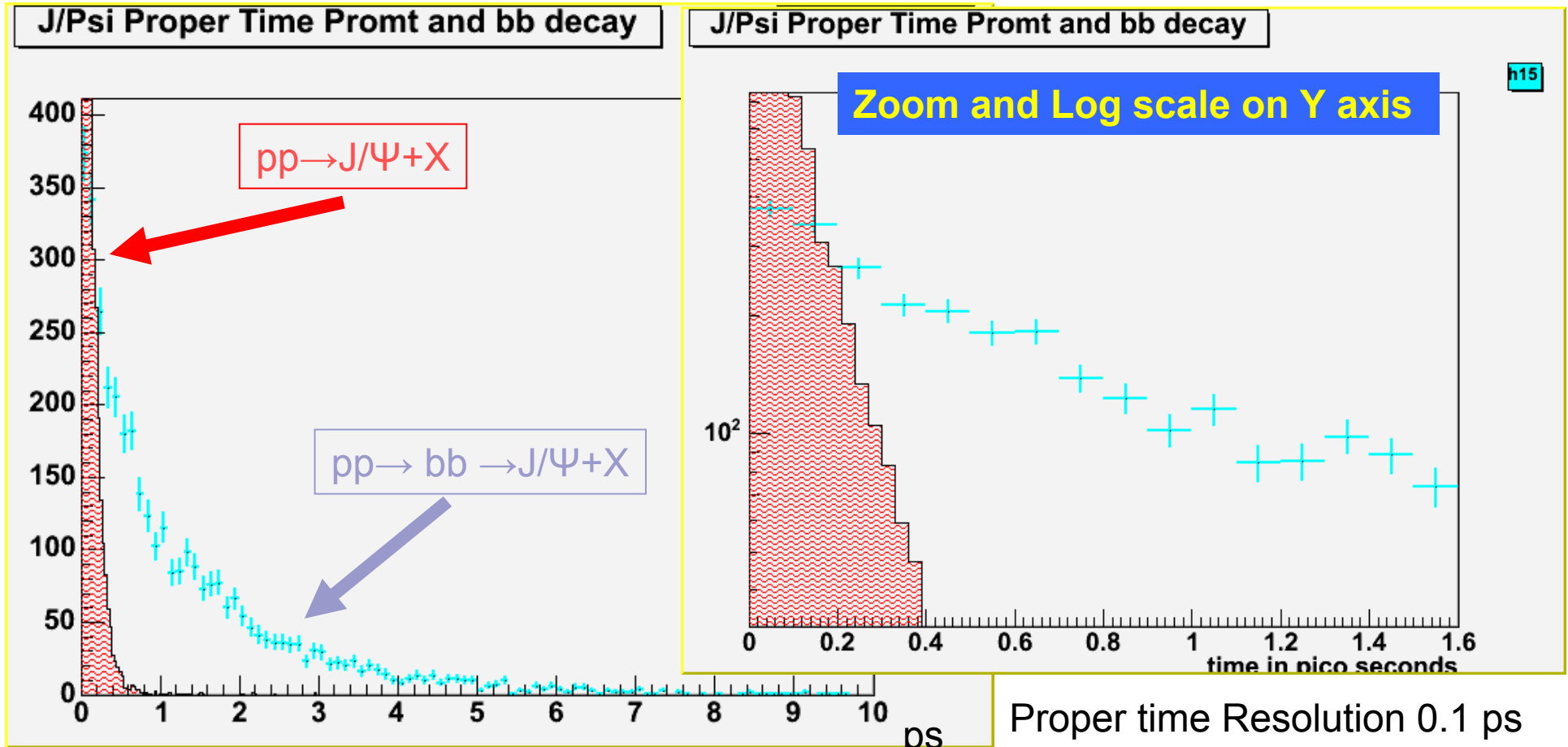


In the tails of the J/ Ψ Invariant Mass histogram there are only 5% of the total number of events.

Mass resolution $\sigma(M_{2\mu})=43\text{MeV}$

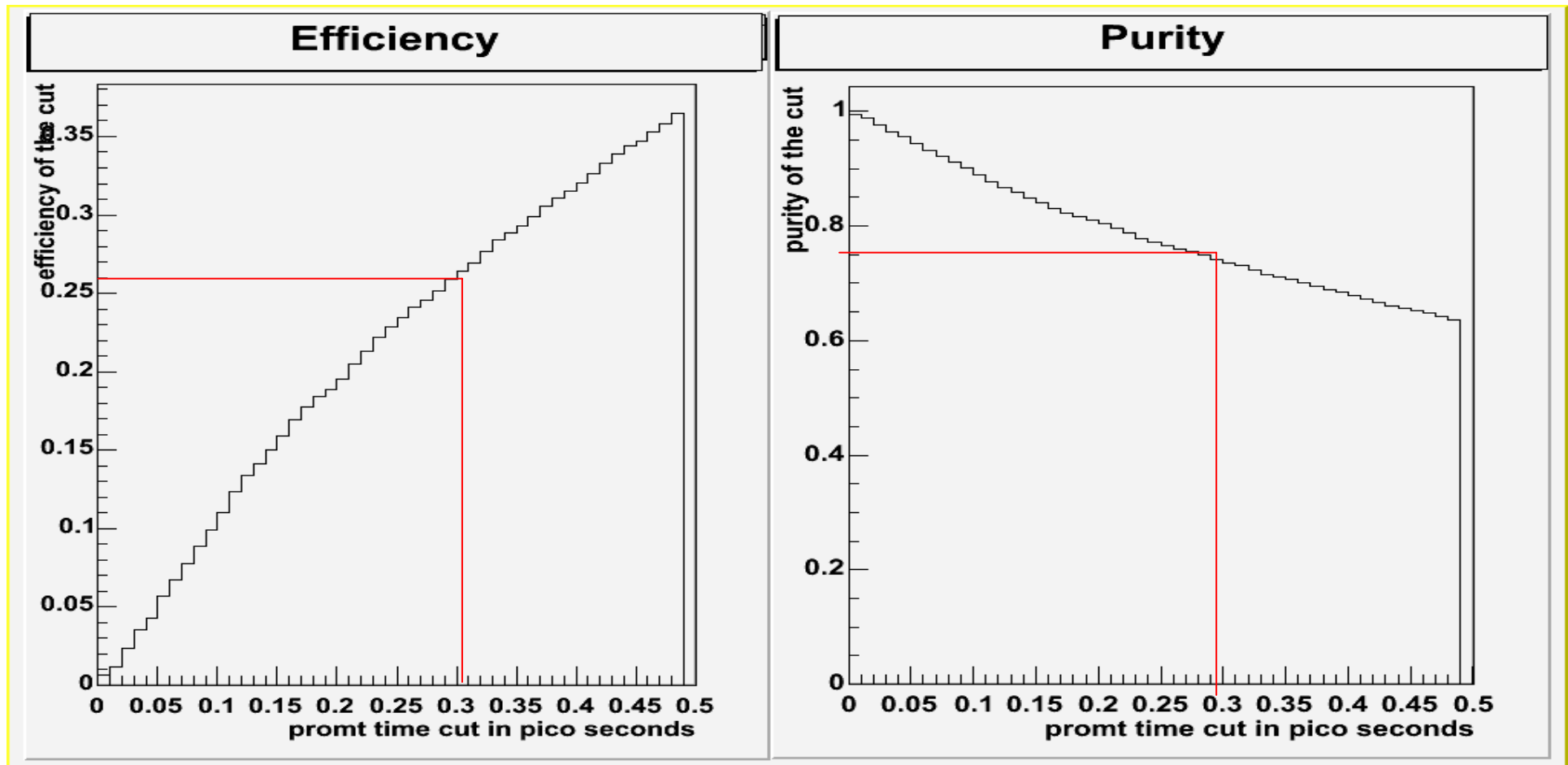
$b\bar{b}$ events rejection (proper-time cut)

- The displacement of the two-track vertex from the beam line will be used to distinguish between prompt J/Ψ or from B-hadron decays.



Efficiency and Purity of the proper-time cut

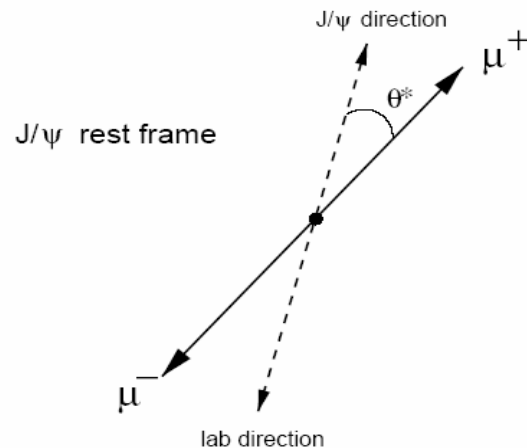
- Selecting events with proper time less than 0.3 ps results in efficiency of 26% and contamination from $bb \rightarrow J/\psi$ at a level of 25%.



General method of polarization measurement

- Polarizations can be measured using the angular distribution of the daughter particles produced in the particle decay.
- The decay angle is called θ^* and is defined to lie between the direction of muon plus in the J/ψ rest frame and the J/ψ direction in the lab frame.

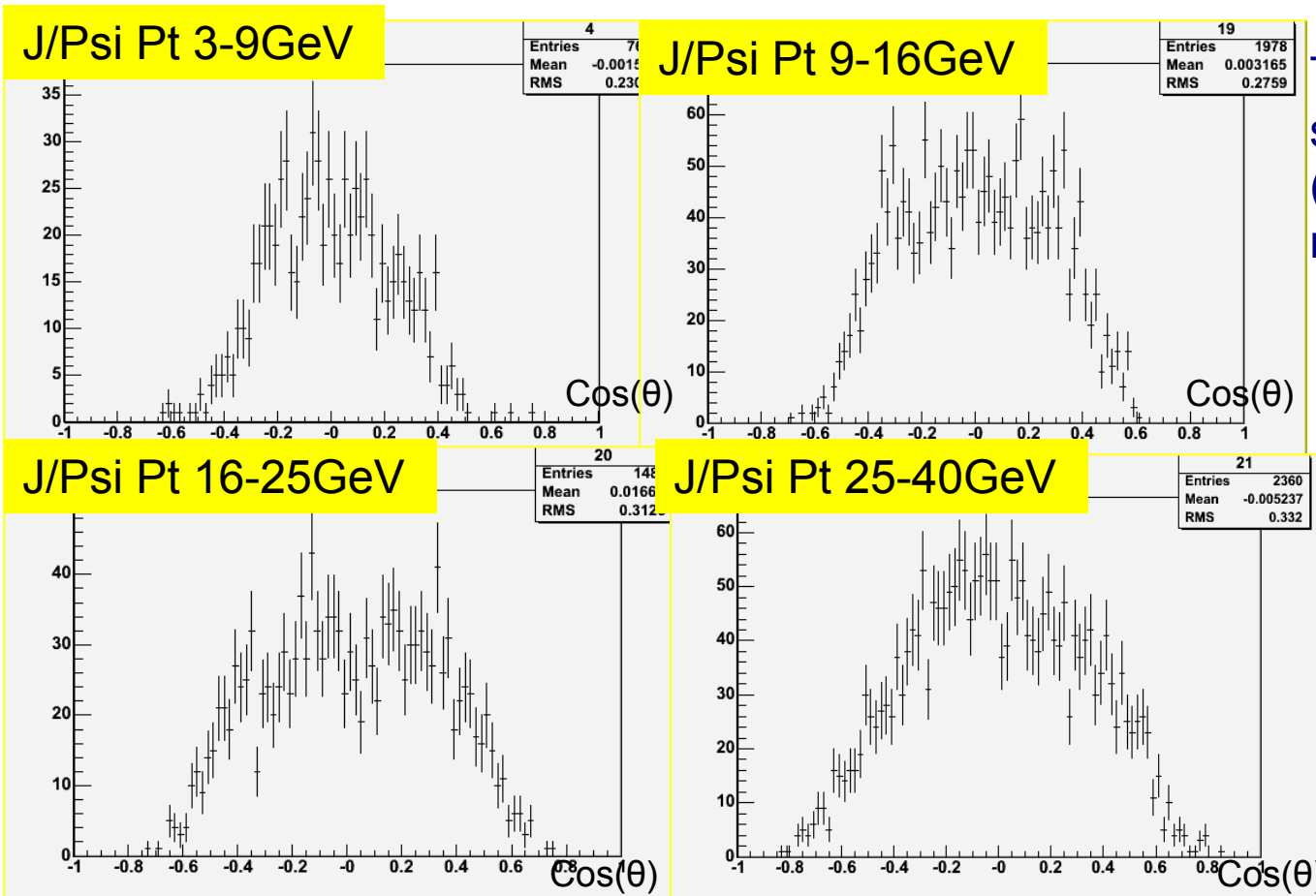
$$\frac{d\Gamma}{d\cos\theta^*} \propto 1 + \alpha \cos^2\theta^*$$



The polarization parameter α , defined as $\alpha = \frac{\sigma_T + 2\sigma_L}{\sigma_T - 2\sigma_L}$, is equal to +1 for transversely polarized production, where transverse polarization refers to helicity ± 1 . For longitudinal (helicity 0) polarization α is equal to -1. Unpolarized production consists of equal fractions of helicity states +1, 0 and -1, and corresponds to $\alpha = 0$.

Polarization measurement

- J/Ψ polarizations can be measured applying appropriate fit to the angular distribution of the muons produced in its decay.




The plan is to apply the study in several ranges (bins) of J/Ψ transverse momentum.



Summary

- A simulation study of direct production of J/ψ in the ATLAS low luminosity runs is shown.
- Although ATLAS is designed to probe the $O(1\text{TeV})$ scale, it can still make some useful measurements in the heavy quarks physics sector.
- The $J/\psi \rightarrow \text{di-muons}$ will be one of the main channels in the analysis of the early data to be collected in the experiment.
- The clear signature of this channel enables using it for calibration and alignment of the tracking detectors and algorithms.
- The J/ψ directly produced at PP collisions will be a main source of background to J/ψ produced in B hadrons which is a key channel in the B Physics program.
- CDF Run-I and Run-II measurements show some discrepancy between the polarization P_T dependence in the data and theoretical predictions.
- It is shown that ATLAS can improve the precision of this measurement.



END

New Parameters: the NRQCD matrix elements

NRQCD requires **INDIPENDENT** matrix elements:

$$\langle O^H [{}^{2S+1}L_J^{(C)}] \rangle$$

to denote the probability that a $Q \bar{Q}$ pair in a state ${}^{2S+1}L_J^{(C)}$ build up the bound state H.

These matrix elements fullfil the relation due to heavy quark spin symmetry:

$$\langle O^{J/\psi} [{}^3S_1^{(1)}] \rangle = \frac{3N_c}{2\pi} |R(0)|^2,$$

$$\langle O^{\chi_c} [{}^3P_0^{(1)}] \rangle = \frac{3N_c}{2\pi} |R'(0)|^2.$$

$$\langle O^{\chi_{cJ}} [{}^3P_J^{(8)}] \rangle = (2J+1) \langle O^{J/\psi} [{}^3P_0^{(8)}] \rangle,$$

$$\langle O^{\chi_{cJ}} [{}^3P_J^{(1)}] \rangle = (2J+1) \langle O^{\chi_{c0}} [{}^3P_0^{(1)}] \rangle.$$