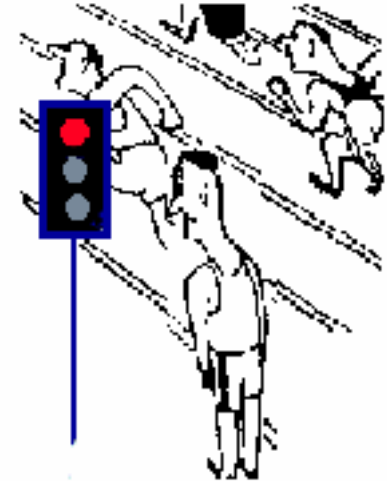


LHC physics : the first 1-2 year(s)

Fabiola Gianotti and Michelangelo Mangano
CERN, PH Department



- 1 Physics opportunities at the beginning
- 2 Machine start-up scenario
- 3 Which detectors, triggers and performance at the beginning ?
Construction → test beam → cosmics → first collisions
- 4 How well will we know the physics and the Monte Carlo generators at the beginning ?
- 5 Physics goals and potential with the first fb^{-1} (a few examples ...)

① What can we reasonably expect from the first year(s)?

Some history:

-- Fall 1982: first physics run for UA1 and UA2 at the SpbarS

$$L_{\max} = 5 \times 10^{28} \text{cm}^{-2} \text{s}^{-1} \approx 1\% \text{ asymptotic } L$$

$$L_{\text{int}} = 20 \text{nb}^{-1} \text{ in 30 days}$$

outcome: **W/Z discovery, as expected**

ingredients: plenty of kinematical phase-space (ISR was sub-threshold!),
clear signature, and good hands-on control of backgrounds

-- Summer 1987: first physics run for CDF at the Tevatron

$$L_{\max} = 5 \times 10^{28} \text{cm}^{-2} \text{s}^{-1} \approx 1\% \text{ nominal } L$$

$$L_{\text{int}} = 20 \text{nb}^{-1} \text{ in 30 days}$$

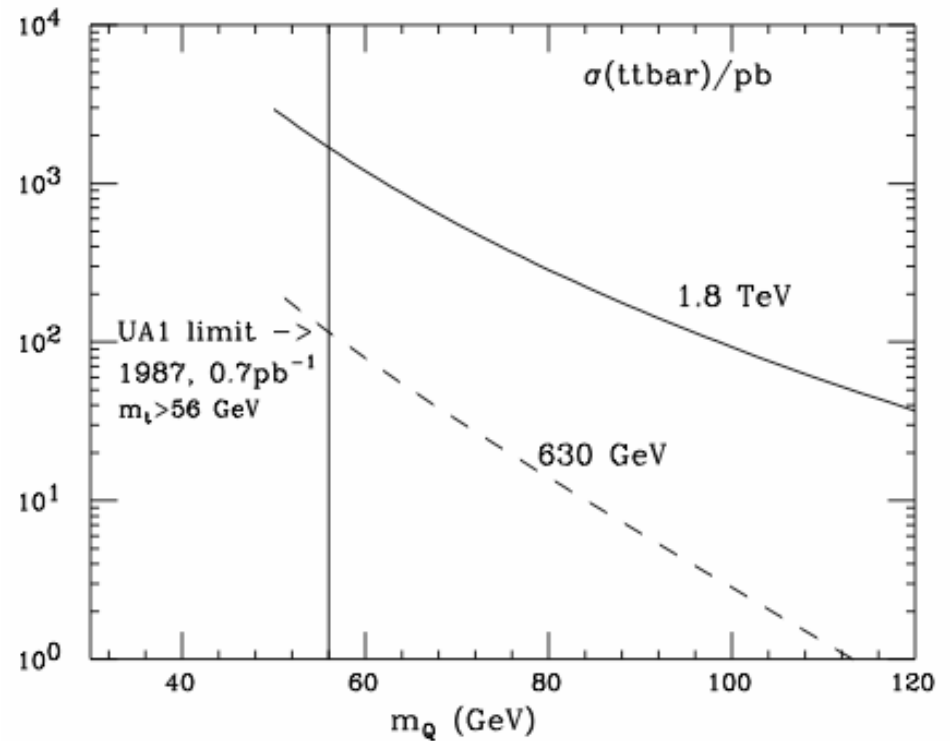
outcome: **nothing exciting, as expected**

why: not enough phase-space, given the strong constraints on new physics
already set by UA1/UA2!

In the region of the UA1 limit the production cross-section at the Tevatron was only a factor of 10-20 larger

By the time of CDF startup, the SppS had already logged enough luminosity to rule out a possible observation at the Tevatron within the first 100nb^{-1}

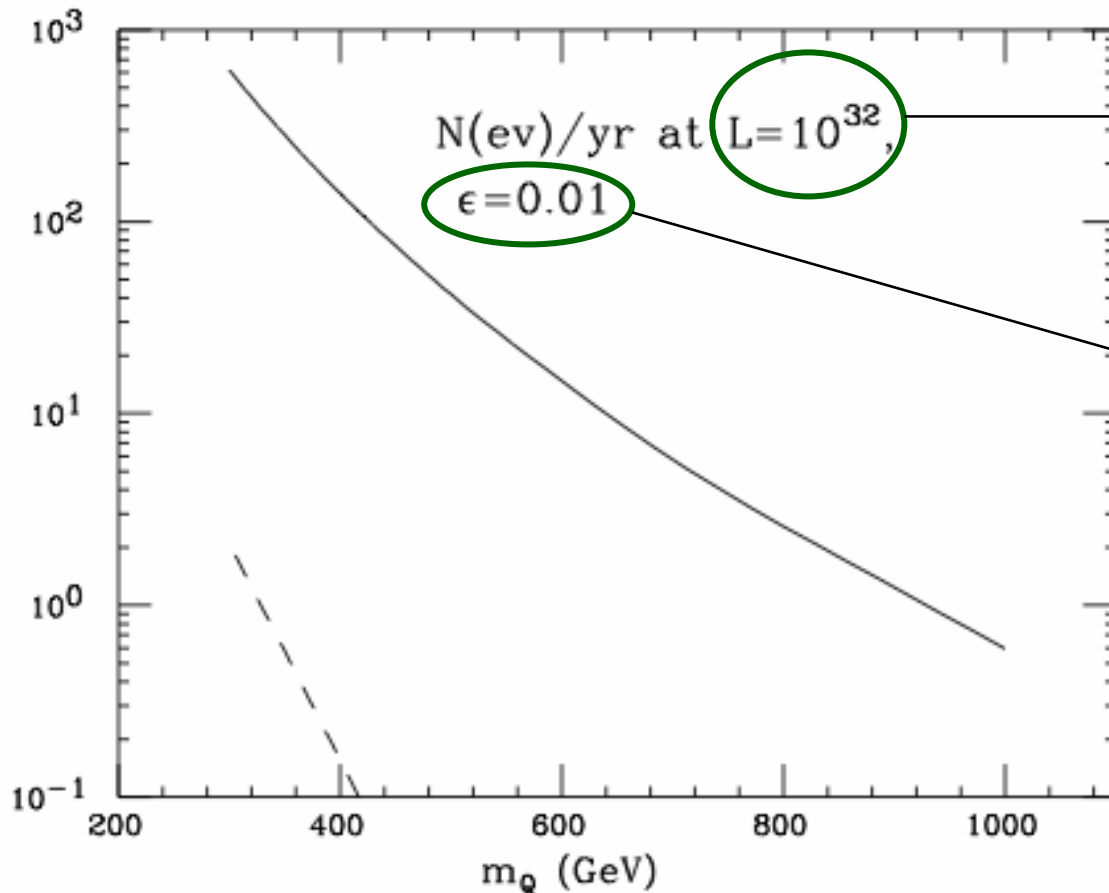
It took 2 more years (and 4pb^{-1}) for CDF to improve ($m_{\text{top}} > 77\text{ GeV}$) the UA1 limits (in spite of the fact that by '89, and with 5pb^{-1} , had only improved to 60 GeV - UA2 eventually went up to 69 GeV). This is the consequence of much higher bg's at the Tevatron, and of the steep learning curve for such a complex analysis



At the start of LHC, the situation will resemble much more that at the beginning of UA1/UA2:

The phase-space for the Tevatron will have totally saturated the search boundary for most phenomena, at a level well below the LHC initial reach: seen from the LHC, the Tevatron will look like the ISR as seen from the SppS!

Rates 10^3 times larger in the region of asymptotic Tevatron reach

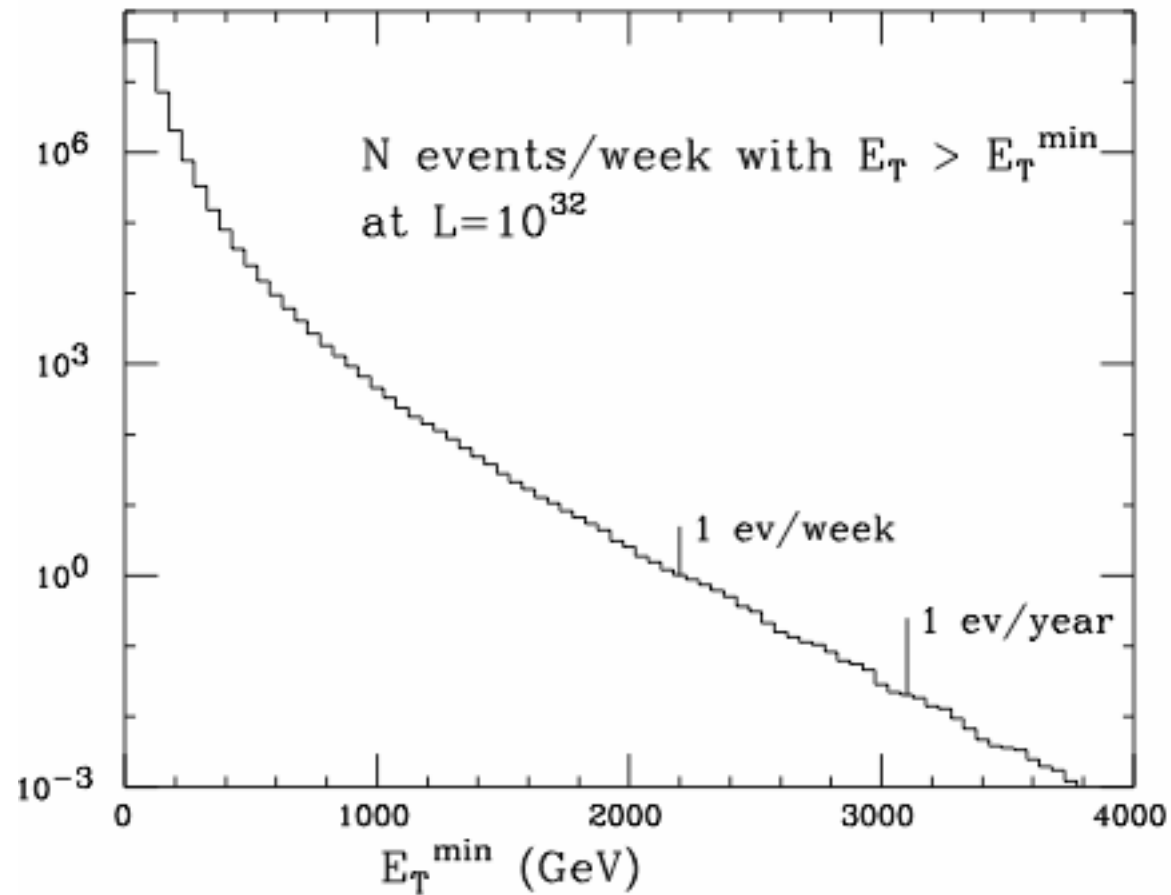


1% of L_{max} for the LHC,
(as in SppS and Tevatron
early runs),
close to L_{max} for Tevatron

(assume a 1% signal efficiency)

N.B.: rates for gluino
production are roughly a
factor of 10 larger than
for HQs

Similar considerations hold for jets, where few days of data will probe quarks at scales beyond the overall Tevatron CM energy!



Fine, we have phase-space, we have rates. But should we truly expect something to show up at scales reachable early on?

LEP's heritage is a strong confirmation of the SM, and at the same time an apparent paradox:

on one side $m(H)=117+45-68$; on the other, SM radiative corrections give

$$\delta m_H^2 = \frac{6G_F}{\sqrt{2}\pi^2} (m_t^2 - \frac{1}{2}m_W^2 - \frac{1}{4}m_Z^2 - \frac{1}{4}m_H^2)\Lambda^2 \sim (115\text{GeV})^2 \left(\frac{\Lambda}{400\text{GeV}}\right)^2$$

How can counterterms artificially conspire to ensure a cancellation of their contribution to the Higgs mass?

The existence of new phenomena at a scale not much larger than 400 GeV appears necessary to enforce such a cancellation in a natural way!

The accuracy of the EW precision tests at LEP, on the other hand, sets the scale for "generic new physics" (parameterized in terms of dim-5 and dim-6 effective operators) at the level of few-to-several TeV.

This sets very strong constraints on the nature of this possible new physics: to leave unaffected the SM EW predictions, and at the same time to play a major role in the Higgs sector.

Supersymmetry offers one such possible solution

In Supersymmetry the radiative corrections to the Higgs mass are not quadratic in the cutoff, but logarithmic in the size of SUSY breaking (in this case $M_{\text{stop}}/M_{\text{top}}$):

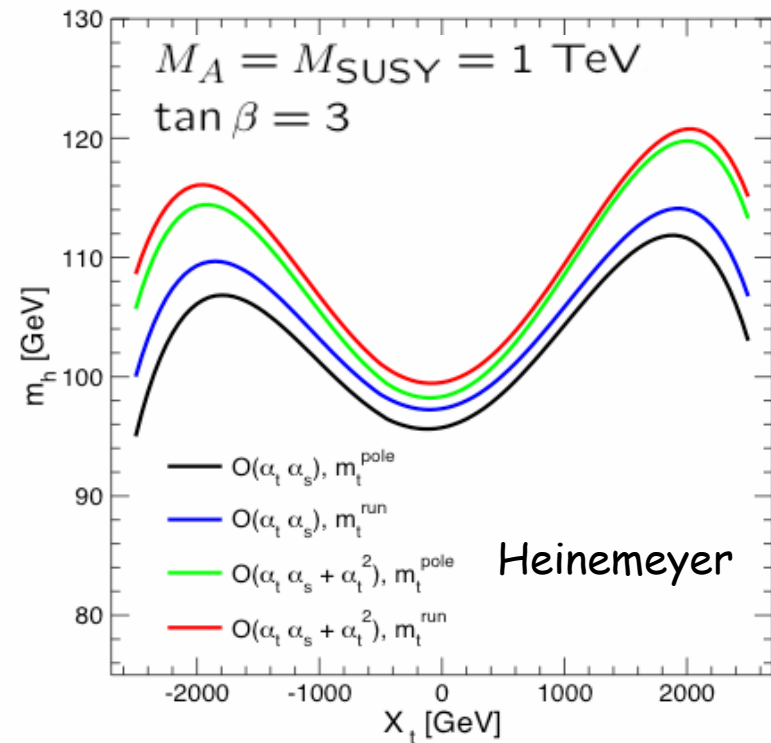
$$m_h^2 < m_Z^2 + \frac{3G_F}{\sqrt{2}\pi^2} m_t^4 \left[\ln \left(\frac{M_S^2}{m_t^2} \right) + x_t^2 \left(1 - \frac{x_t^2}{12} \right) \right] \quad \text{with} \quad M_S^2 \equiv \frac{1}{2}(M_{t_1}^2 + M_{t_2}^2) \quad X_t \equiv A_t - \mu \cot \beta$$

$$x_t \equiv X_t/M_S$$

For $M_{\text{susy}} < 2\text{TeV}$

$m_h^{\text{max}} \simeq 122 \text{ GeV}$, if top-squark mixing is minimal,

$m_h^{\text{max}} \simeq 135 \text{ GeV}$, if top-squark mixing is maximal



The current limits on m_H point to $M(\text{lightest stop}) > 600 \text{ GeV}$. Pushing the SUSY scale towards the TeV, however, forces fine tuning in the EW sector, reducing the appeal of SUSY as a solution to the Higgs mass naturalness:

$$\delta m_Z^2 \sim (90\text{GeV})^2 \left(\frac{M_S}{230\text{GeV}} \right)^2 \ln \frac{\Lambda_{UV}}{M_S}$$

In other words, the large value of m_H shows that room is getting very tight now for SUSY, at least in its "minimal" manifestations. **This makes the case for an early observation of SUSY at the LHC quite compelling, and worth investing into!**

For some people the room left is too tight. Some skepticism on SUSY has emerged, and a huge effort of looking for alternatives has began few years back, leading to a plethora of new ideas (Higgsless-models, Little Higgs, extra-dimensions, etc)

Some of these ideas lead to rather artificial structures, where the problem of the Higgs naturalness is shifted to slightly higher scales, via the introduction of a new sector of particles around the TeV.

The observation of new phenomena within the first few yrs of run, in these cases, is not guaranteed (nor is it asymptotically)

Few of these scenarios offer the appeal of Supersymmetry, with its clear predictions (calculability), and connections with the other outstanding problems of the Standard Model (Dark Matter, Flavour, CP violation)

Dark matter constraints on neutralinos: a CMSSM example

old:
 $0.1 < \Omega_\chi h^2 < 0.3$

new WMAP

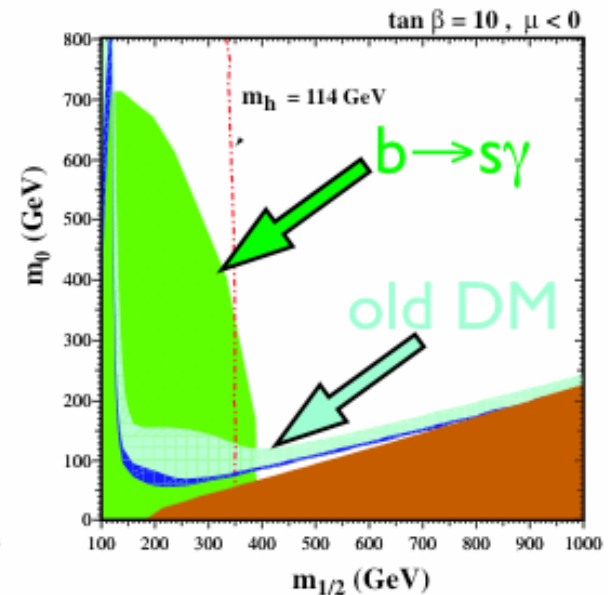
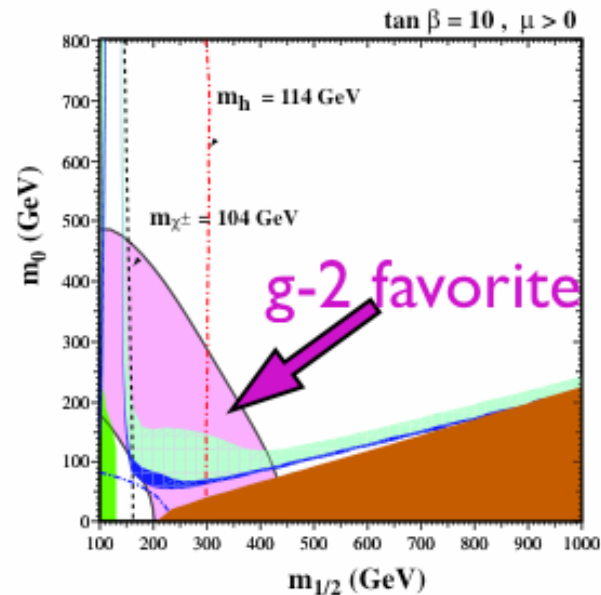
$0.094 < \Omega_\chi h^2 < 0.129$

$$\Omega_\chi h^2 \sim m_\chi n_\chi \Rightarrow$$

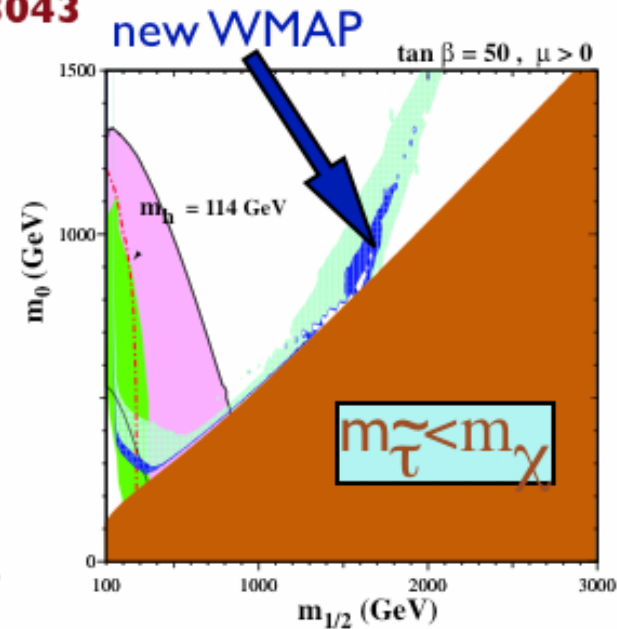
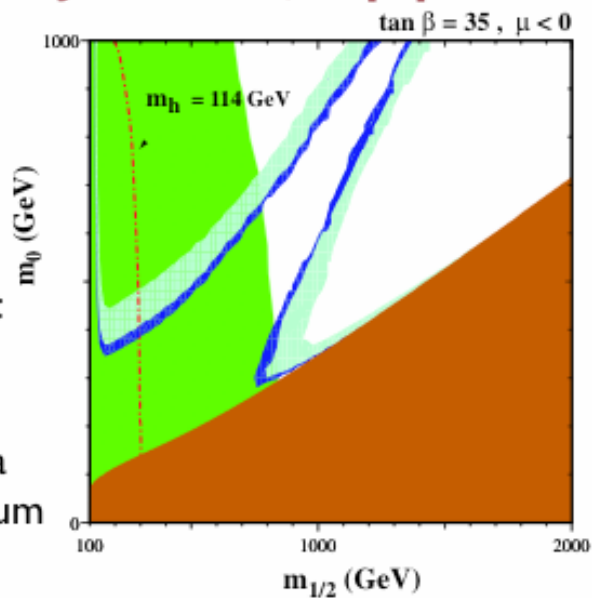
upper limit on Ω_χ requires:

+ small m_χ , or

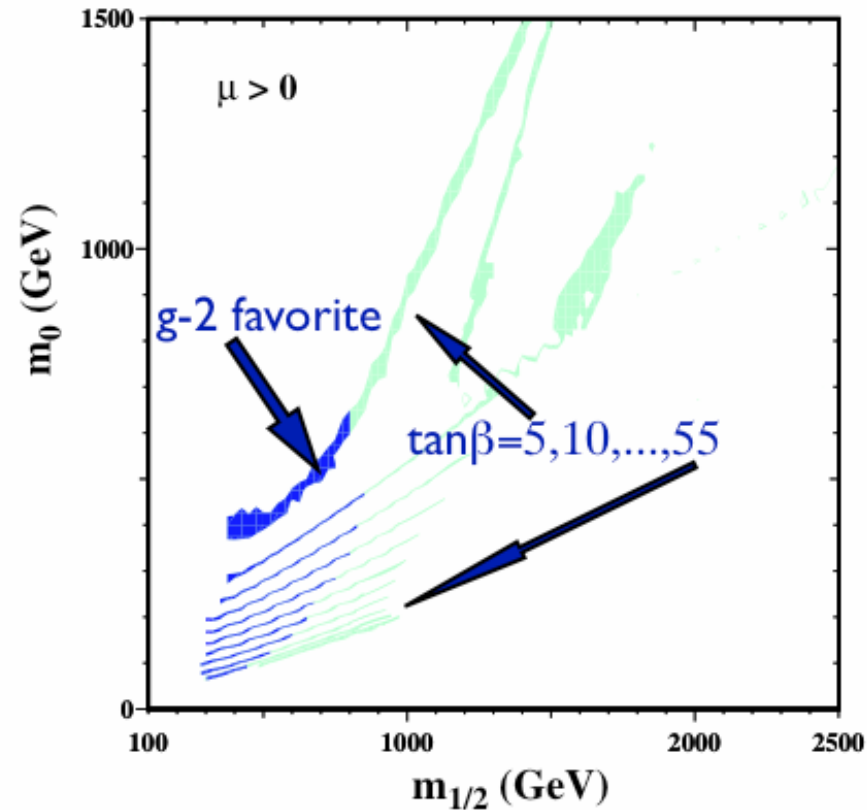
+ fast/efficient annihilation, a strong constraint on spectrum (to allow, e.g., $\chi\chi \rightarrow h$ at threshold or $\chi\tau \rightarrow \gamma\tau$) \sim



J. Ellis et al, hep-ph/0303043



In the CMSSM the measurement of $m_{1/2}$ and m_0 (resp. m_χ and m_{slep}) will fix almost uniquely $\tan\beta$



Proving the direct and unambiguous link between cosmology, DM and SUSY would be, perhaps even more than the Higgs discovery, the flagship achievement of the LHC

The search for Supersymmetry is in my view the single most important task facing the LHC experiments in the early days. In several of its manifestations, SUSY provides very clean final states, with large rates and potentially small bg's.

Jets + miss ET
(squarks/gluinos)

Same-sign dileptons + MET
(gluinos)

$t \bar{t} + \text{MET}$
(stop production)

$B_s \rightarrow \mu^+ \mu^-$

photons+MET
(gauge mediated ~~SUSY~~)

Given the big difficulty and the low rates characteristic of Higgs searches in the critical domain $m_H < 135 \text{ GeV}$, I feel that the **detector and physics commissioning should be optimized towards the needs of SUSY searches rather than light-Higgs** (I implicitly assume that for $m_H > 140$ Higgs searches will be almost straightforward and will require proper understanding of only a limited fraction of the detector components -- e.g. muons)

The early determination of the scale at which new physics manifests itself will have important consequences for the planning of facilities beyond the LHC (LC? CLIC? nufact? Flavour factories? Underground Dark Matter searches?).

The LHC will have no competition in the search for new physics, so in principle there is no rush. But the future of the field will greatly benefit from a quick feedback on SUSY and the rest!

② Machine start-up scenario → see L.Rossi

(from Chamonix XII Workshop, January 2003)

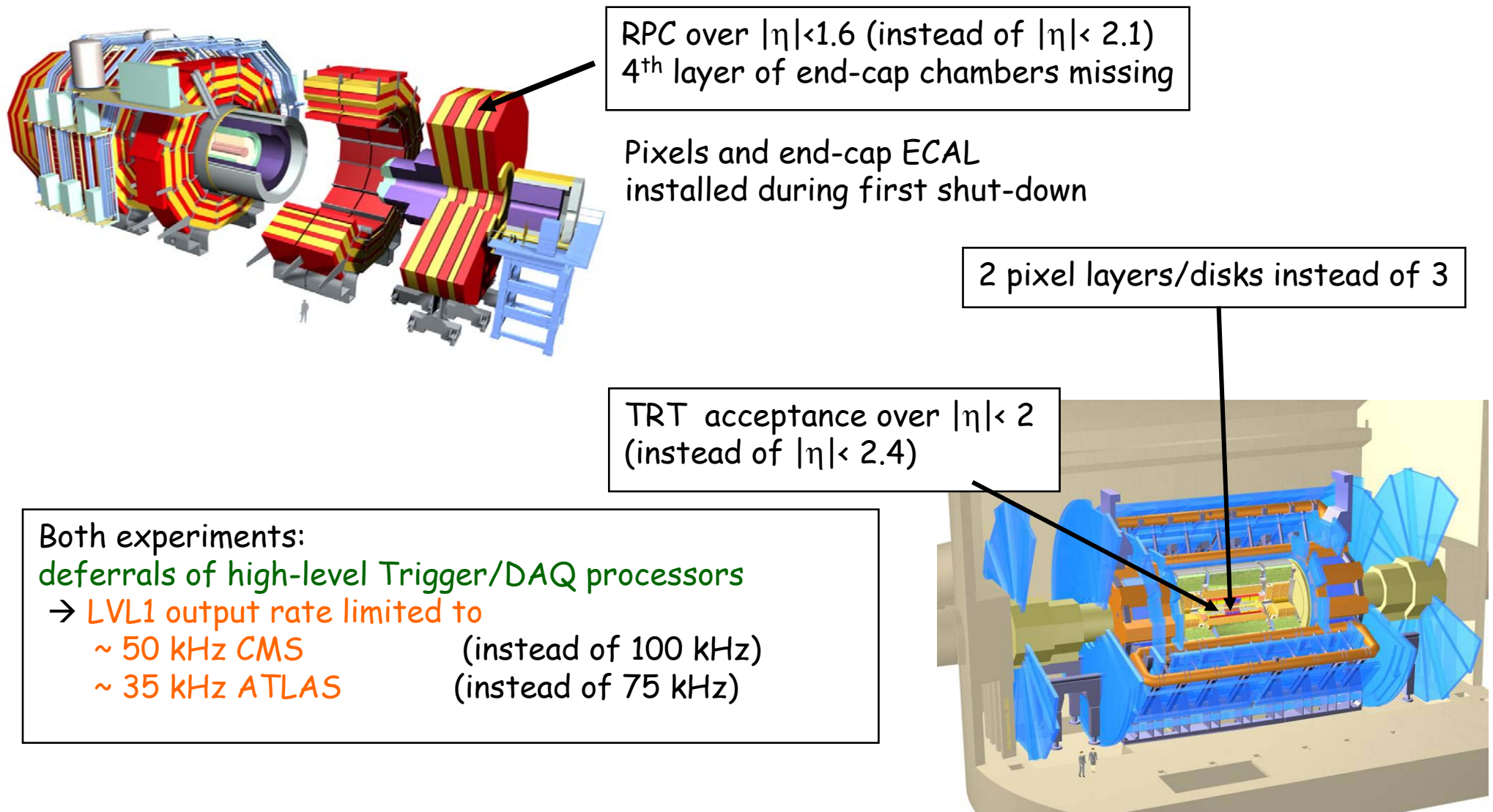
~ 400 dipoles delivered
~ 300 cold-tested



- ~ April 2007 : start machine cool-down followed by machine commissioning (mainly with single beam)
- ~ Summer 2007 : two beams in the machine → first collisions
 - 43 + 43 bunches, $L=6 \times 10^{31} \text{ cm}^{-2} \text{ s}^{-1}$ (possible scenario; tuning machine parameters)
 - pilot run: 936+936 bunches (75 ns → no electron cloud), $L > 5 \times 10^{32}$
 - 2-3 month shut-down ?
 - 2808 + 2808 bunches (bunch spacing 25 ns), L up to $\sim 2 \times 10^{33}$ (goal of first year)
→ ~ 7 months of physics run

A lot of uncertainties in this plan (QRL !) → here show potential vs integrated luminosity from $\sim 100 \text{ pb}^{-1} / \text{expt}$ to $\sim 10 \text{ fb}^{-1} / \text{expt}$

③ Which detectors the first year(s)?

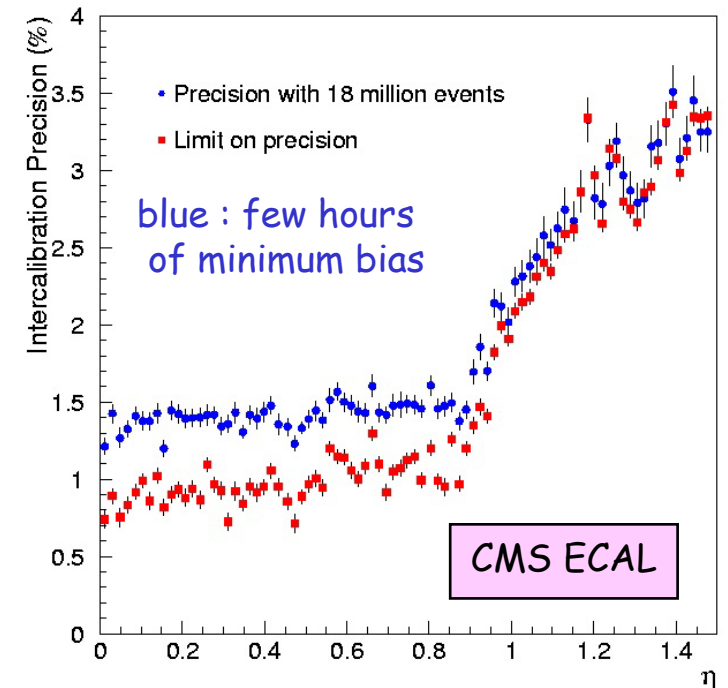


Impact on physics visible but acceptable

Main loss : B-physics programme strongly reduced (single μ threshold $p_T \rightarrow 14-20$ GeV)

Which detector performance at day one ?

A few examples and educated guesses based on test-beam results and simulation studies

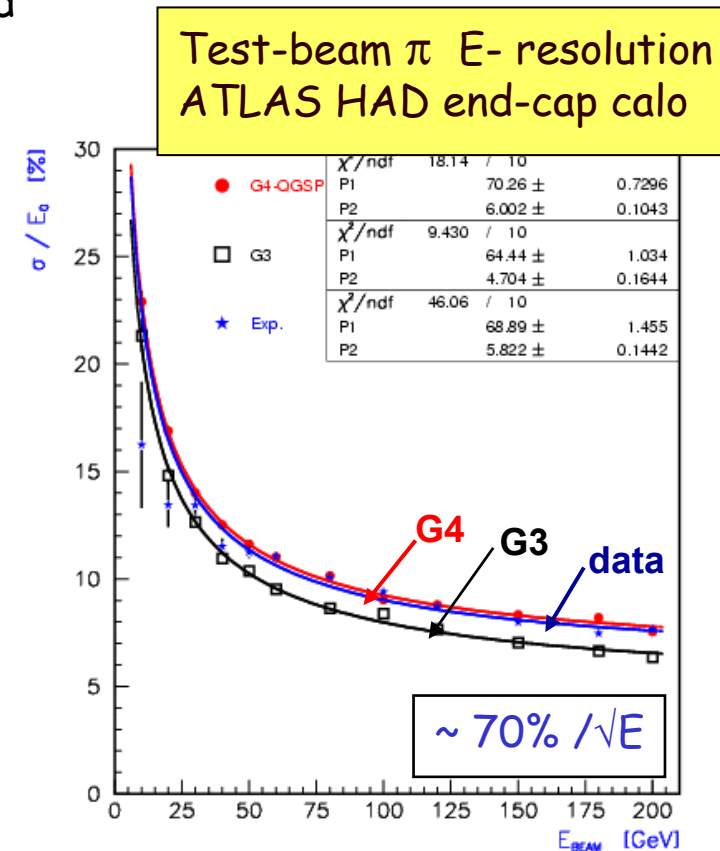
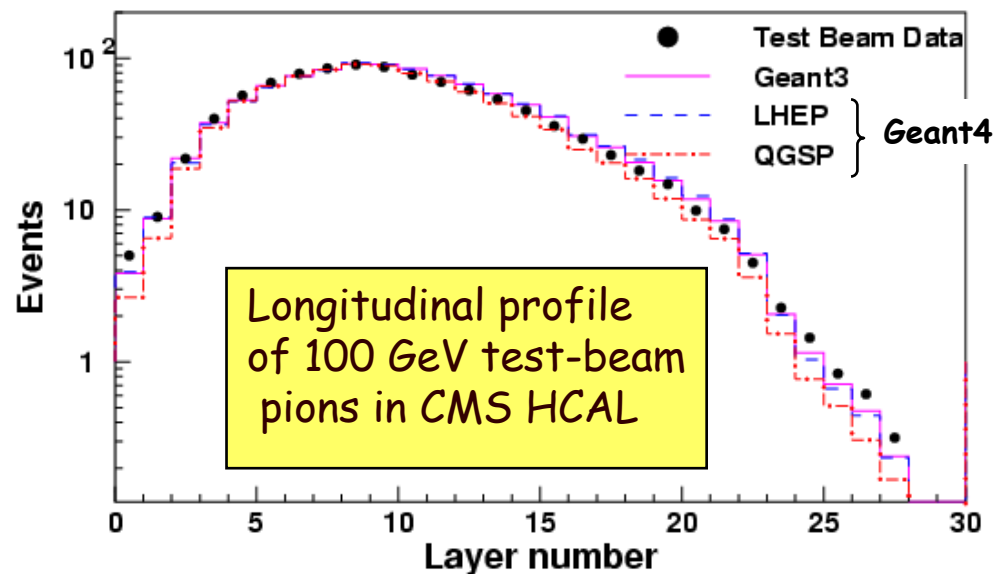


	Expected performance day 1	Physics samples to improve (examples)
ECAL uniformity e/ γ scale	$\sim 1\%$ (ATLAS), 4% (CMS) 1-2 % ?	Minimum-bias, $Z \rightarrow ee$ $Z \rightarrow ee$
HCAL uniformity Jet scale	2-3 % < 10%	Single pions, QCD jets $Z (\rightarrow ll) + 1j, W \rightarrow jj$ in tt events
Tracking alignment	20-500 μm in $R\phi$?	Generic tracks, isolated μ , $Z \rightarrow \mu\mu$


Ultimate statistical precision achievable after few days of operation. Then face systematics ...
E.g. : tracker alignment : 100 μm (1 month) \rightarrow 20 μm (4 months) \rightarrow 5 μm (1 year) ?

Steps to achieve the detector goal performance


- Stringent construction requirements and quality controls (piece by piece ...)
- Equipped with redundant calibration/alignment hardware systems
- Prototypes and part of final modules extensively tested with test beams (allows also validation of Geant4 simulation)
- In situ calibration at the collider (accounts for material, global detector, B-field, long-range mis-calibrations and mis-alignments) includes :
 - cosmic runs : end 2006-beg 2007 during machine cool-down
 - beam-gas events, beam-halo muons during single-beam period
 - calibration with physics samples (e.g. $Z \rightarrow ll$, tt , etc.)



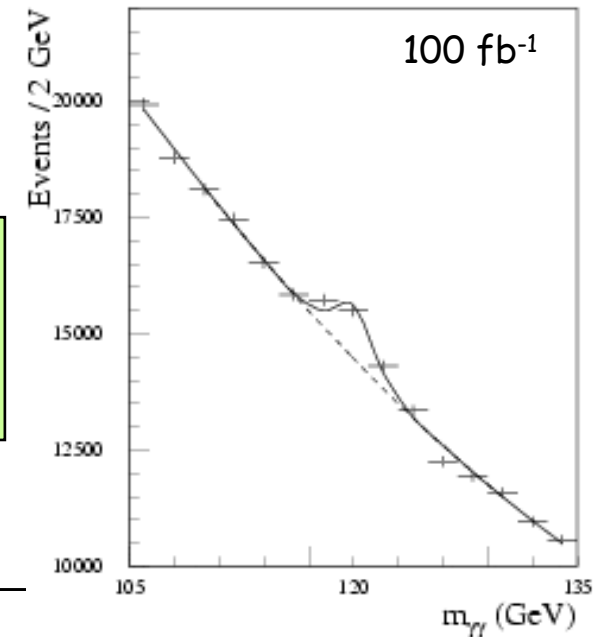
Example of this procedure : ATLAS electromagnetic calorimeter



Pb-liquid argon sampling calorimeter
with Accordion shape, covering $|\eta| < 2.5$

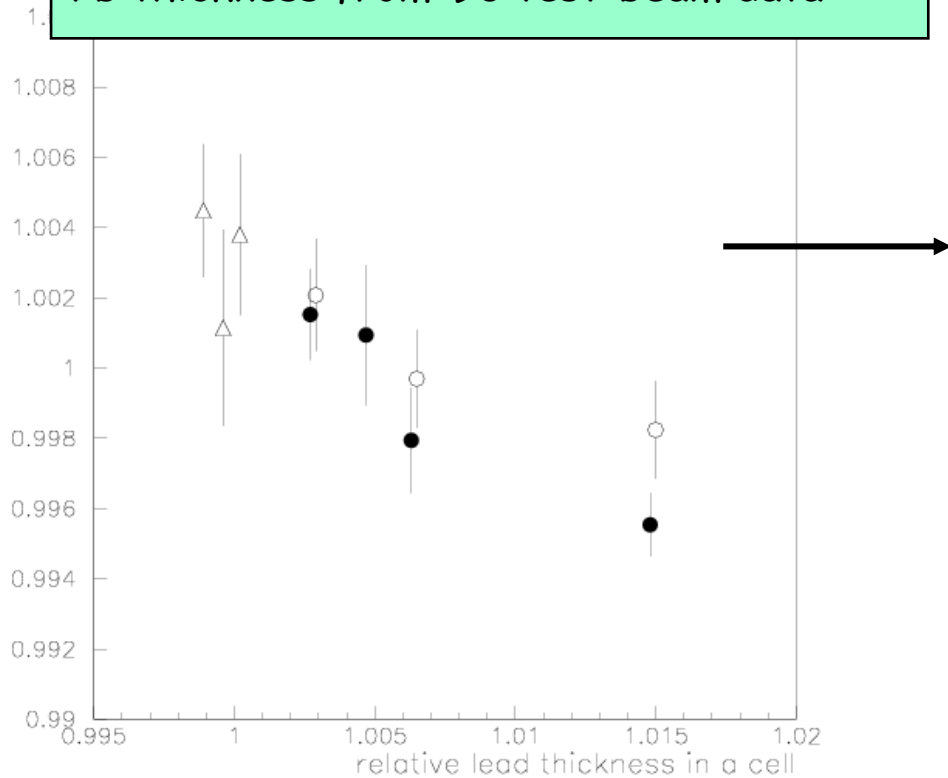


$H \rightarrow \gamma\gamma$: to observe signal peak on top of huge $\gamma\gamma$ background need mass resolution of $\sim 1\%$ \rightarrow response uniformity (i.e. total constant term of energy resolution) $\leq 0.7\%$ over $|\eta| < 2.5$



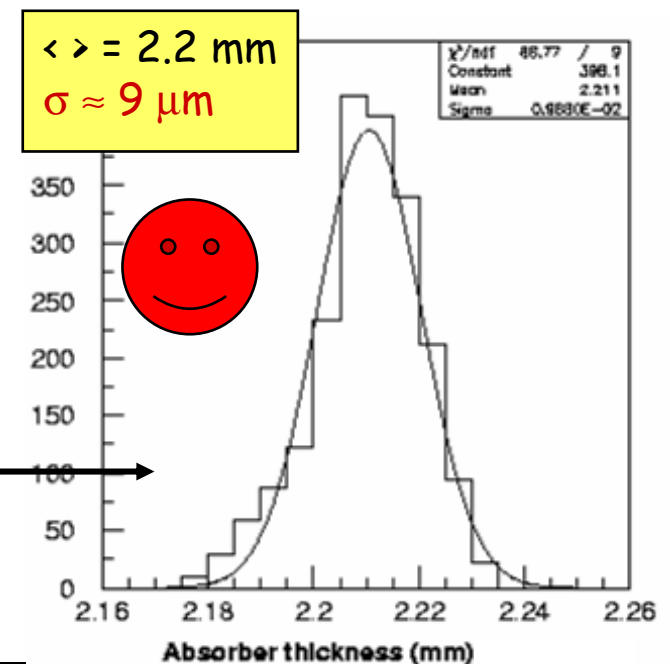
① **Construction phase** (e.g. mechanical tolerances):

287 GeV electron response variation with Pb thickness from '93 test-beam data




1% more lead in a cell → 0.7% response drop
 → to keep response uniform to 0.2-0.3%, thickness of Pb plates must be uniform to 0.5% (~ 10 μm)

Thickness of all 1536 absorber plates (1.5m long, 0.5m wide) for end-cap calorimeter measured with ultrasounds during construction

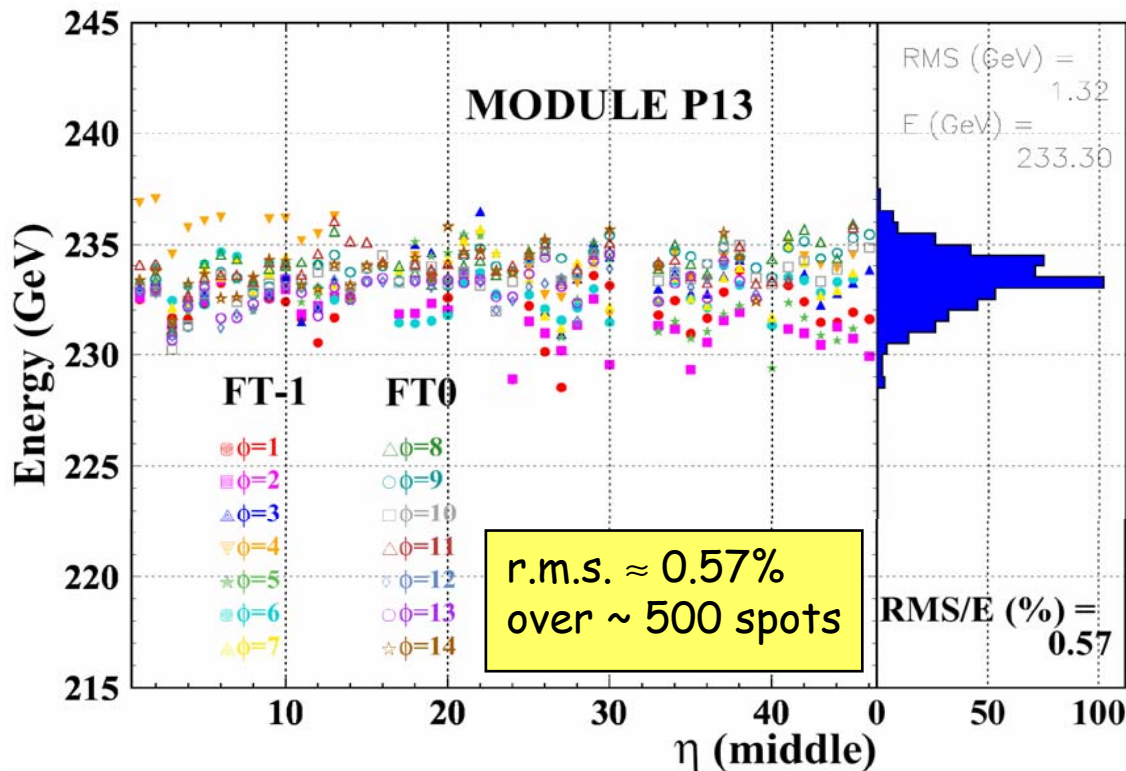


② **Beam tests** of 4 (out of 32) barrel modules and 3 (out of 16) end-cap modules:

1 barrel module:
 $\Delta\eta \times \Delta\phi = 1.4 \times 0.4$
 $\equiv \sim 3000$ channels

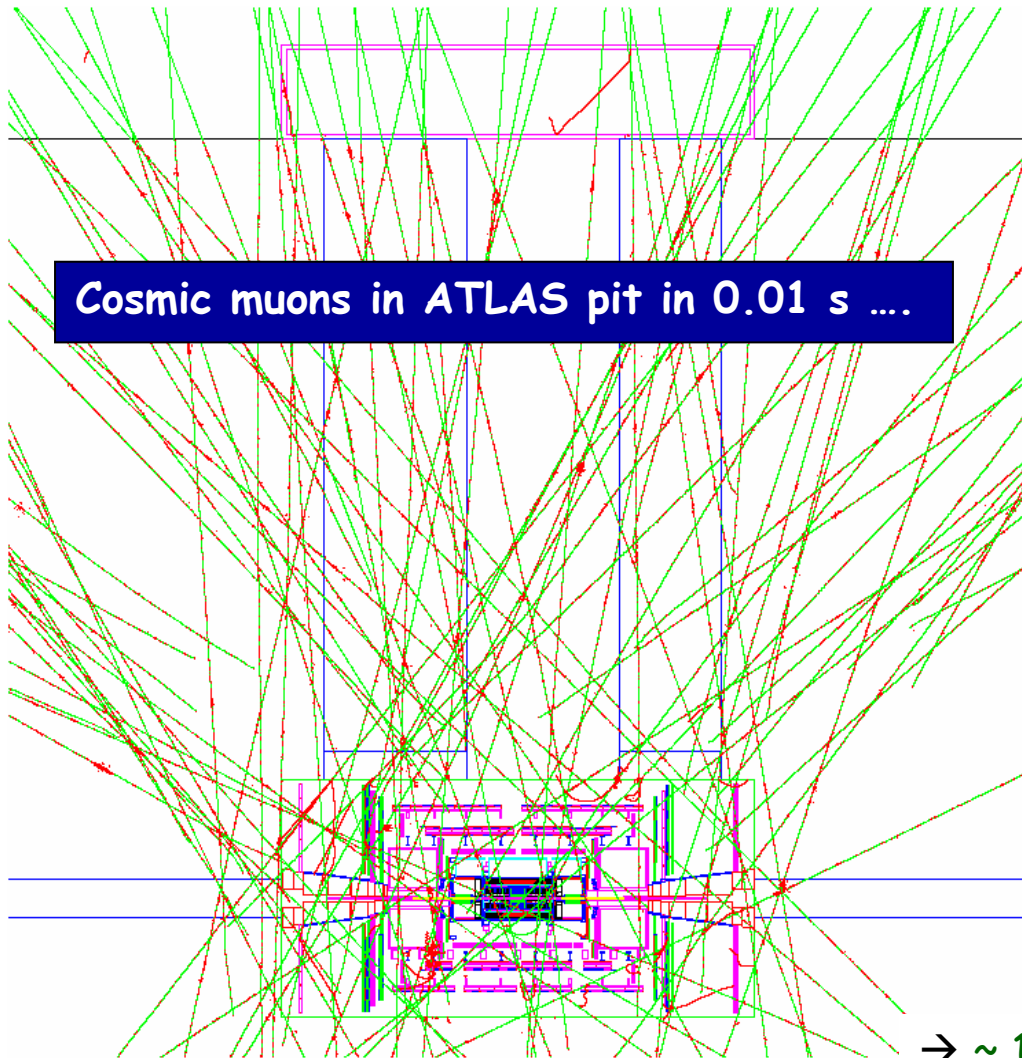


Scan of a barrel module with 245 GeV e^-



Uniformity over "units" of size
 $\Delta\eta \times \Delta\phi = 0.2 \times 0.4 : \sim 0.5\%$
 400 such units over the full ECAL

③ Check calibration with **cosmic muons**:



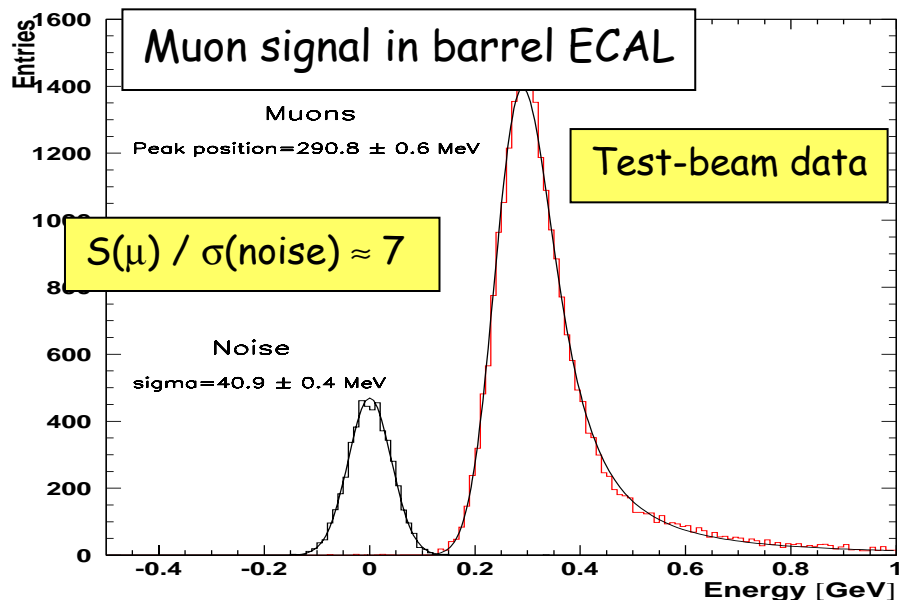
From full simulation of ATLAS (including cavern, overburden, surface buildings) + measurements with scintillators in the cavern:



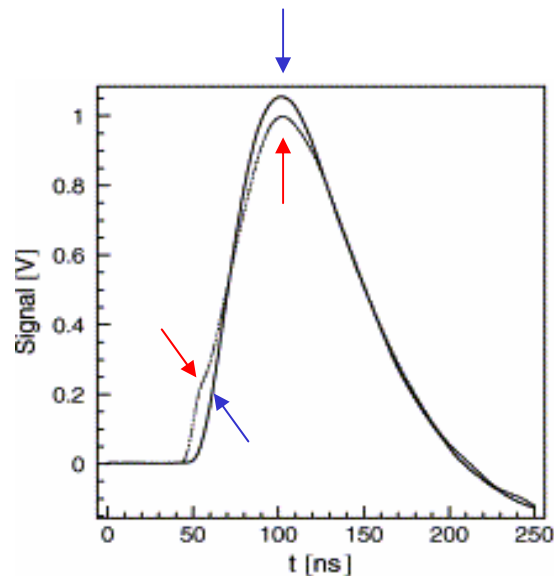
↓

Through-going muons (hits in ID + top and bottom muon chambers)	~ 25 Hz
Pass by origin ($ z < 60$ cm, $R < 20$ cm, hits in ID)	~ 0.5 Hz
Useful for ECAL calibration ($ z < 30$ cm, $E_{\text{cell}} > 100$ MeV, $\sim 90^\circ$)	~ 0.5 Hz

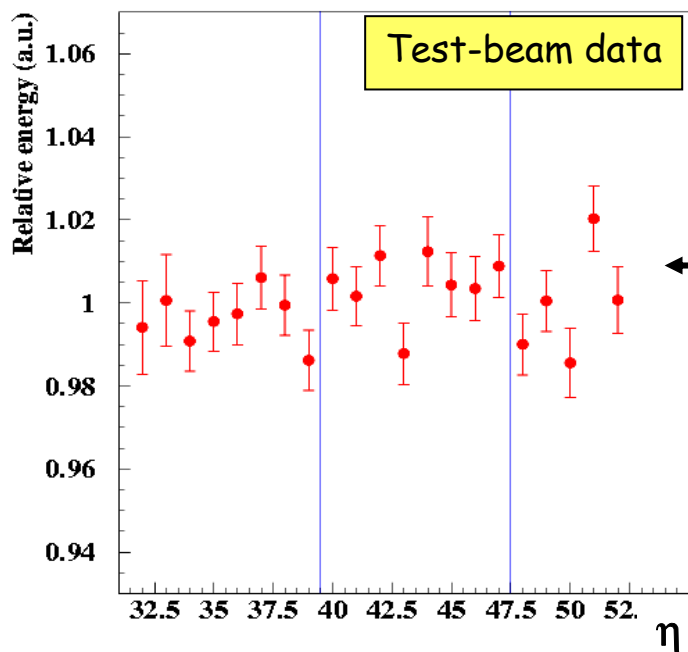
- $\sim 10^6$ events in ~ 3 months of data taking
- enough for initial detector shake-down
(catalog problems, gain operation experience, some alignment/calibration, detector synchronization, ...)



Precision of ECAL readout calibration system : 0.25%.
But : η -dependent differences between calibration and physics signals



→ can be checked with cosmic muons



From studies with test-beam muons:
can check (and correct) calorimeter response variation vs η to 0.5% in < 3 months of cosmic runs

Note : not at level of ultimate calibration uniformity ($\sim 0.25\%$) but already a good starting point

④ First collisions : calibration with $Z \rightarrow ee$ events

rate ~ 1 Hz at 10^{33} , \sim no background, allows ECAL standalone calibration

$$c_{\text{tot}} = c_L \oplus c_{\text{LR}}$$



$c_L \approx 0.5\%$ demonstrated at the test-beam over units $\Delta\eta \times \Delta\phi = 0.2 \times 0.4$
 $c_{\text{LR}} \equiv$ long-range response non-uniformities from unit to unit (400 total)
 (module-to-module variations, different upstream material, etc.)

Use $Z \rightarrow ee$ events and Z -mass constraint to correct long-range non-uniformities.

From full simulation : $\sim 250 e^\pm$ / unit needed to achieve $c_{\text{LR}} \leq 0.4\% \rightarrow c_{\text{tot}} = 0.5\% \oplus 0.4\% \leq 0.7\%$

$\sim 10^5 Z \rightarrow ee$ events (few days of data taking at 10^{33})

Nevertheless, let's consider the worst (unrealistic ?) scenario : no corrections applied

- $c_L = 1.3\%$ measured "on-line" non-uniformity of individual modules
- $c_{\text{LR}} = 1.5\%$ no calibration with $Z \rightarrow ee$

} \longrightarrow $c_{\text{tot}} \approx 2\%$

\uparrow
 conservative : implies very poor knowledge of upstream material (to factor ~ 2)

$H \rightarrow \gamma\gamma$ significance $m_H \sim 115$ GeV degraded by $\sim 25\%$
 \rightarrow need 50% more L for discovery

④ How well will we know LHC physics on day one (before data taking starts) ?

- * DY processes

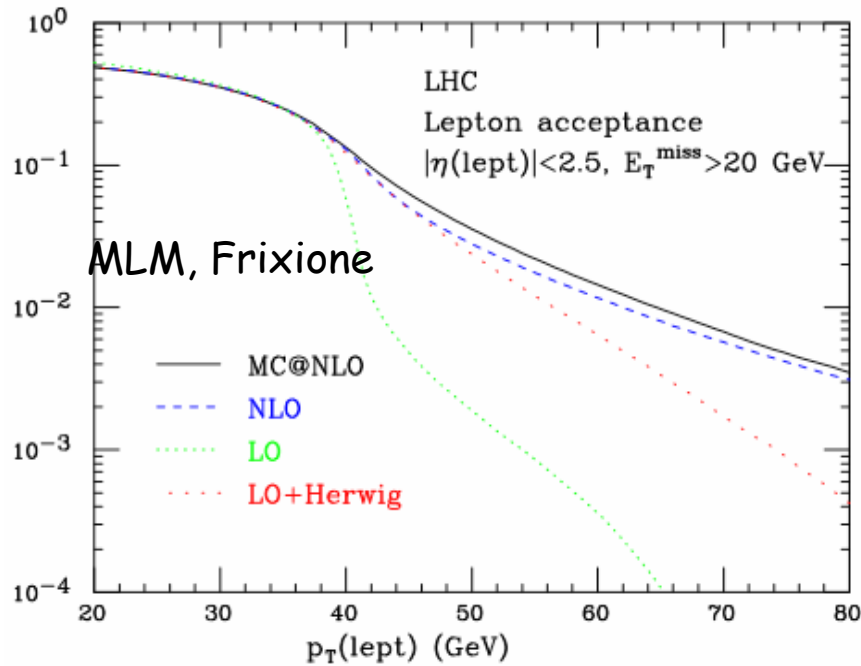
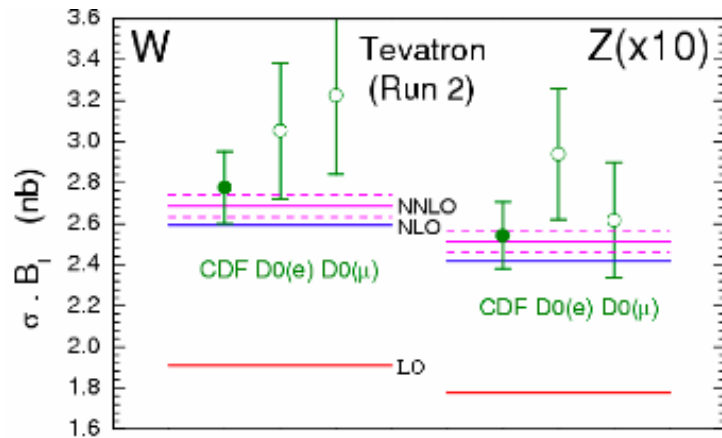
- * top X-sections

- * bottom X-sections

- * jet X-sections

- * Higgs X-sections

W/Z cross-sections



- Test of QCD to NNLO: potential accuracy $\sim 2\%$ on σ_{tot}
- Luminosity monitor
- Probe of PDF's

=> In view of incomplete detector coverage, need to ensure that the potential NNLO accuracy is reflected in the calculation of acceptancies. The realization of a QCD NNLO event generator, however, will still take few years. Is it required?

Cuts A $\rightarrow |\eta^{(e)}| < 2.5, p_T^{(e)} > 20 \text{ GeV}, p_T^{(\nu)} > 20 \text{ GeV}$

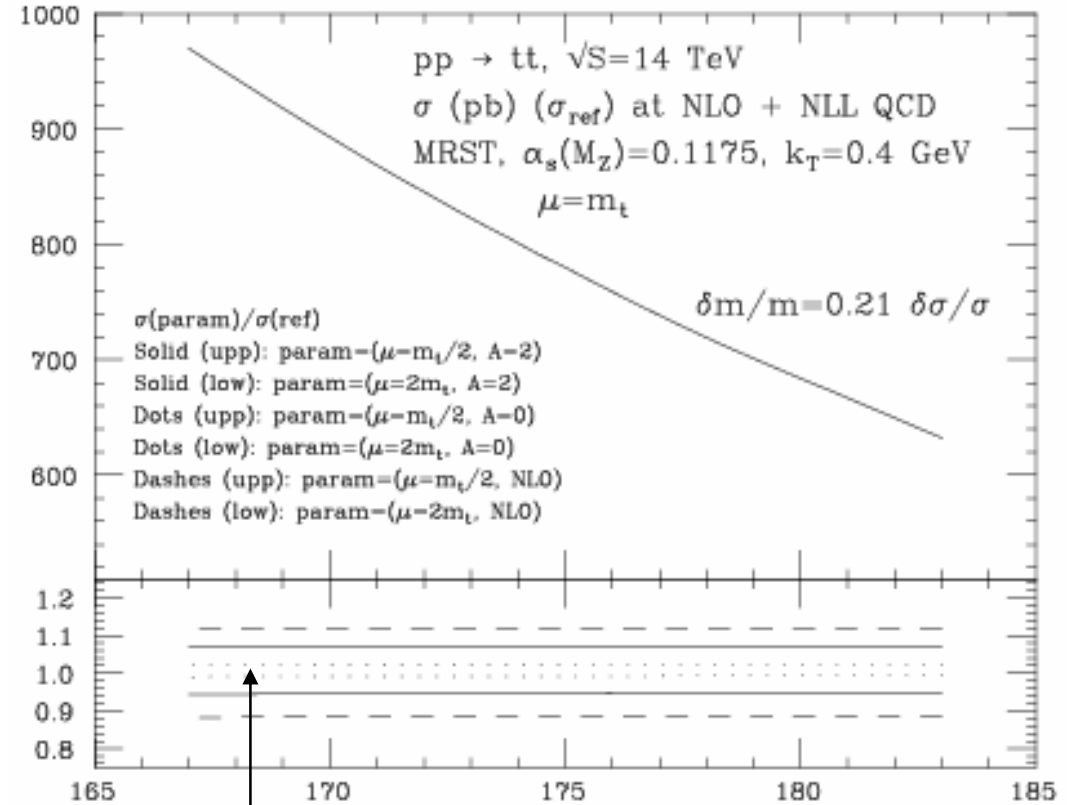
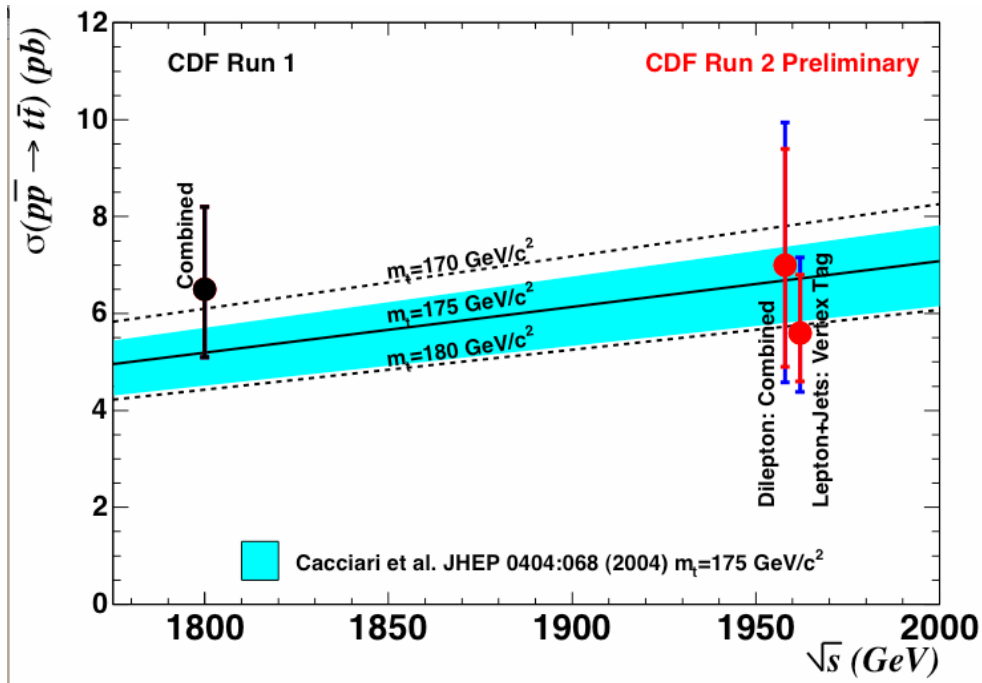
Cuts B $\rightarrow |\eta^{(e)}| < 2.5, p_T^{(e)} > 40 \text{ GeV}, p_T^{(\nu)} > 20 \text{ GeV}$

	LO	LO+HW	NLO	MC@NLO
Cuts A	0.5249	-7.7% 0.4843	0.4771	$+1.5\%$ 0.4845
	$\downarrow 5.4\%$		$\downarrow 7.0\%$	$\downarrow 6.3\%$
Cuts A, no spin	0.5535		0.5104	0.5151
Cuts B	0.0585	$+208\%$ 0.1218	0.1292	$+2.9\%$ 0.1329
	$\downarrow 29\%$		$\downarrow 16\%$	$\downarrow 18\%$
Cuts B, no spin	0.0752		0.1504	0.1570

Theory OK to $2\% + 2\%$ (PDF)

Similar accuracy for high-mass DY (bg, as well as signal, for massive Z'/W')

tt cross-section



$$\sigma_{tt}^{\text{FNAL}} = 6.5 \text{ pb} (1 \pm 5\%_{\text{scale}} \pm 7\%_{\text{PDF}})$$

Scale unc: $\pm 12\%_{\text{NLO}} \Rightarrow \pm 5\%_{\text{NLO+NLL}}$

$$\sigma_{tt}^{\text{LHC}} = 840 \text{ pb} (1 \pm 5\%_{\text{scale}} \pm 3\%_{\text{PDF}})$$

$$\Delta\sigma = \pm 6\% \Rightarrow \Delta m = \pm 2 \text{ GeV}$$

Recent overview of ATLAS strategy and results for m_{top} : hep-ph/0403021

Channels considered:

- + (W→lν)+4 jets, 2 b tags
- + high-pT top, t→3 jets
- + (W→lν) (W→lν) + bb
- + $m_{(l\psi)}$ in events with B→ψX

Source of error in GeV	Lepton+jets inclusive sample	Lepton+jets large clusters sample	Dilepton	All jets high pT sample
Energy scale				
Light jet energy scale	0.2	-	-	0.8
b-jet energy scale	0.7	-	0.6	0.7
Mass scale calibration	-	0.9	-	-
UE estimate	-	1.3	-	-
Physics				
Background	0.1	0.1	0.2	0.4
b-quark fragmentation	0.1	0.3	0.7	0.3
Initial state radiation	0.1	0.1	0.1	0.4
Final state radiation	0.5	0.1	0.6	2.8
PDF	-	-	1.2	-

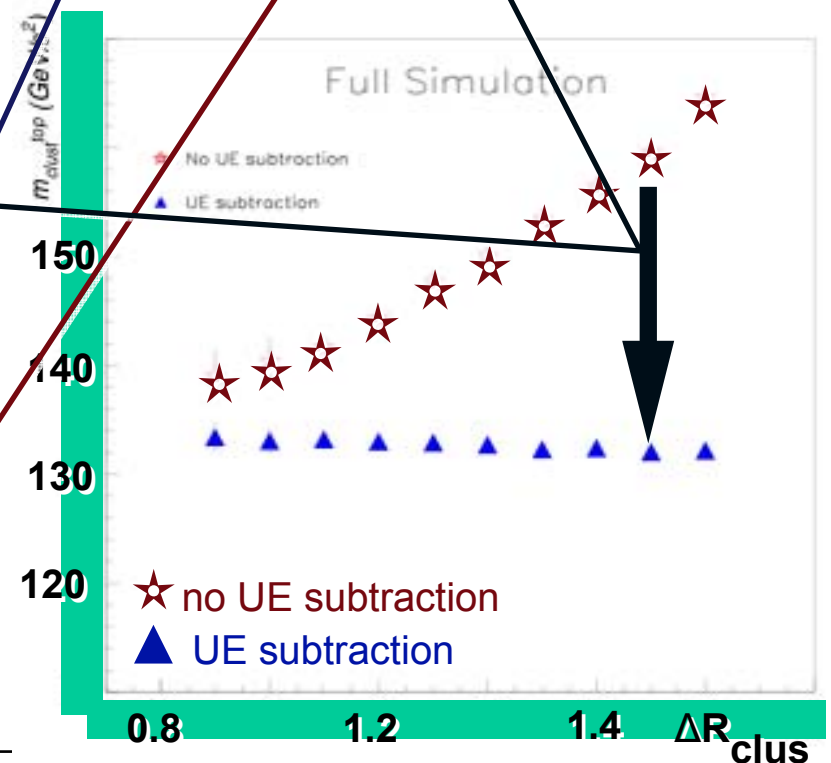
Need a strategy for validation of the MC input models:

- + UE modeling and subtraction
- + validation of FSR effects:

* jet fragmentation properties, jet energy profiles

* how do we validate emission off the top quark in the high-pt top sample?

* b fragmentation function



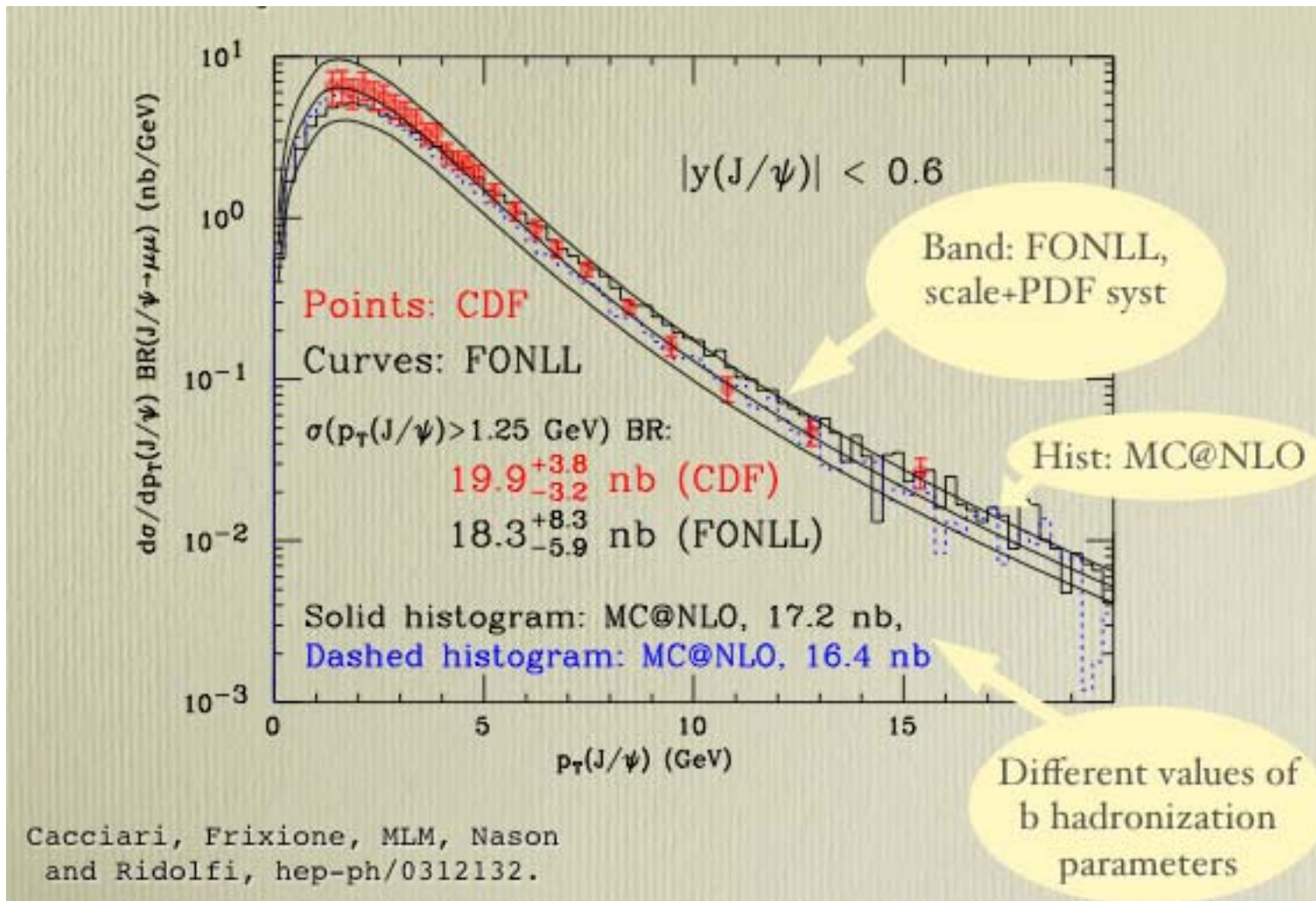
bb cross-sections

OK, but theoretical systematics still large:

+/-35% at low pt
+/-20% for $p_T \gg m_b$

In view of the recent run II results from CDF, more validation required.

To verify the better predictivity at large pt, need to perform measurements in the region 30-80 GeV, and above (also useful to study properties of high-Et b jets, useful for other physics studies)

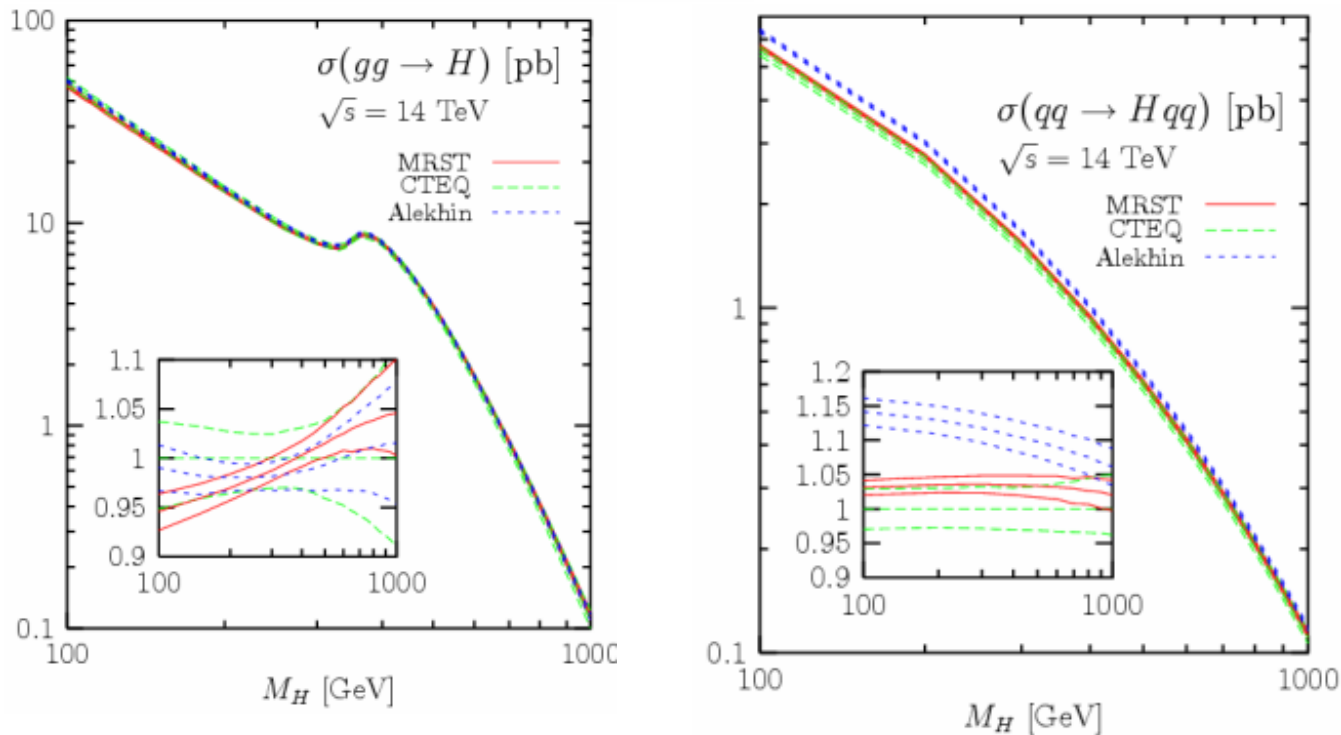


Higgs cross-sections

NNLO available for dominant $gg \rightarrow H$ process
=> almost as accurate as DY

PDF uncert sufficient for day-1 business, but improvements necessary for high-lum x-sec studies (=> to measure couplings)

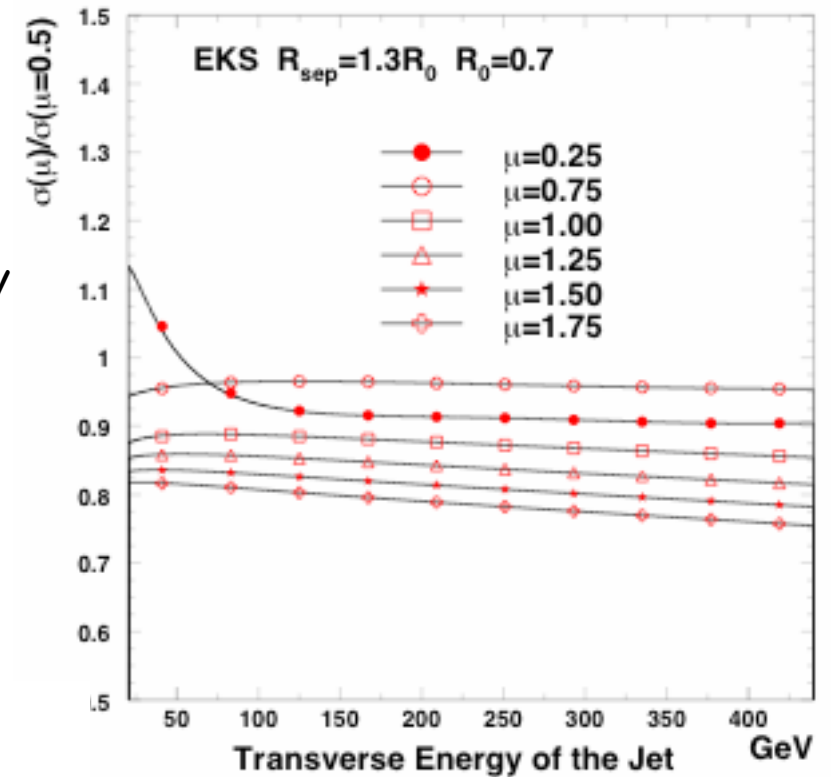
(Djouadi & Ferrag, hep-ph/0310209)



Jet cross-sections

Theoretical syst uncertainty
at NLO $\sim \pm 20\%$

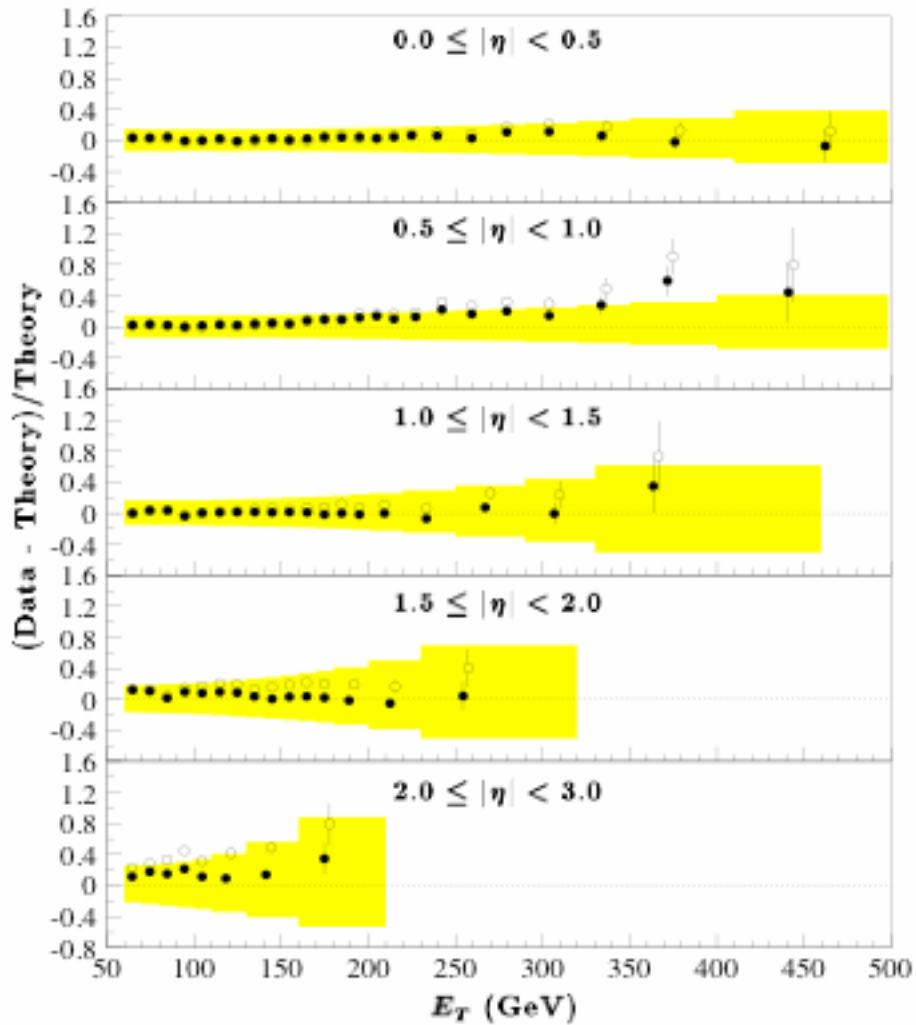
PDF uncert (mostly $g(x)$) growing at large x



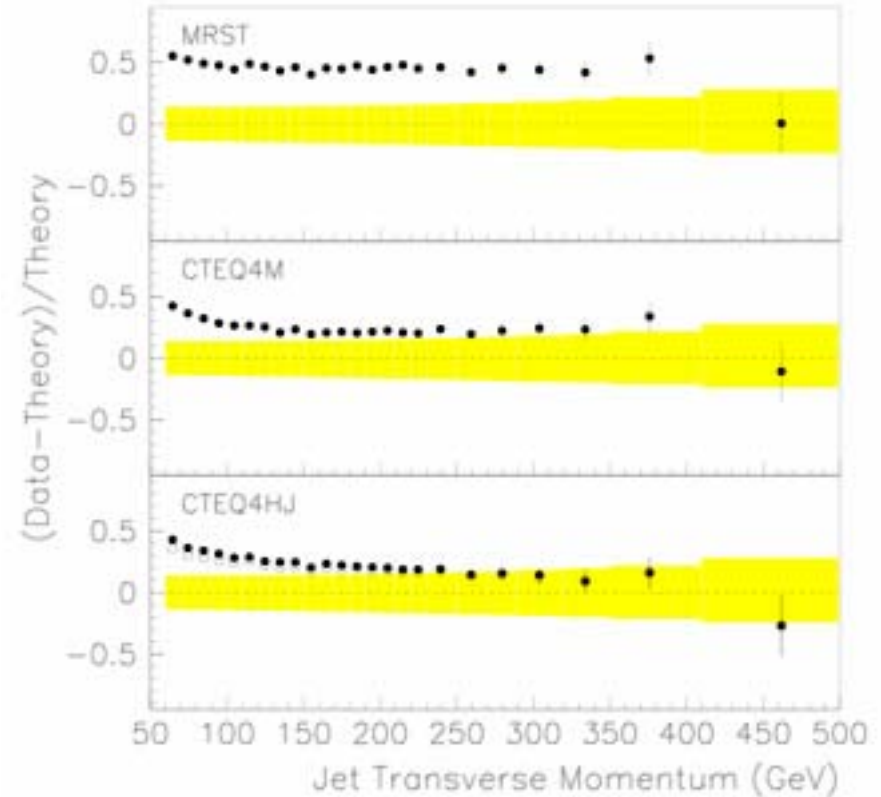
QuickTime™ and a
TIFF (LZW) decompressor
are needed to see this picture.

DO, run I data

QuickTime™ and a
TIFF (Uncompressed) decompressor
are needed to see this picture.



QuickTime™ and a
TIFF (Uncompressed) decompressor
are needed to see this picture.



Puzzling discrepancy at low E_T , in view of the fact that at NLO rates for cone-jets with $R=0.7$ and k_T jets with $D=1$ are equal to within 1%

OK at high- E_T

Main sources of syst uncertainties (CDF, run I)

At high E_T the syst is dominated by the response to high p_T hadrons (beyond the test beam p_T range) and fragmentation uncertainties

Out to which E_T will the systematics allow precise cross-section measurements at the LHC?

Out to which E_T can we probe the jet structure (multiplicity, fragm function)?

NB: stat for Z+jet or gamma+jet runs out before $E_T \sim 500$ GeV

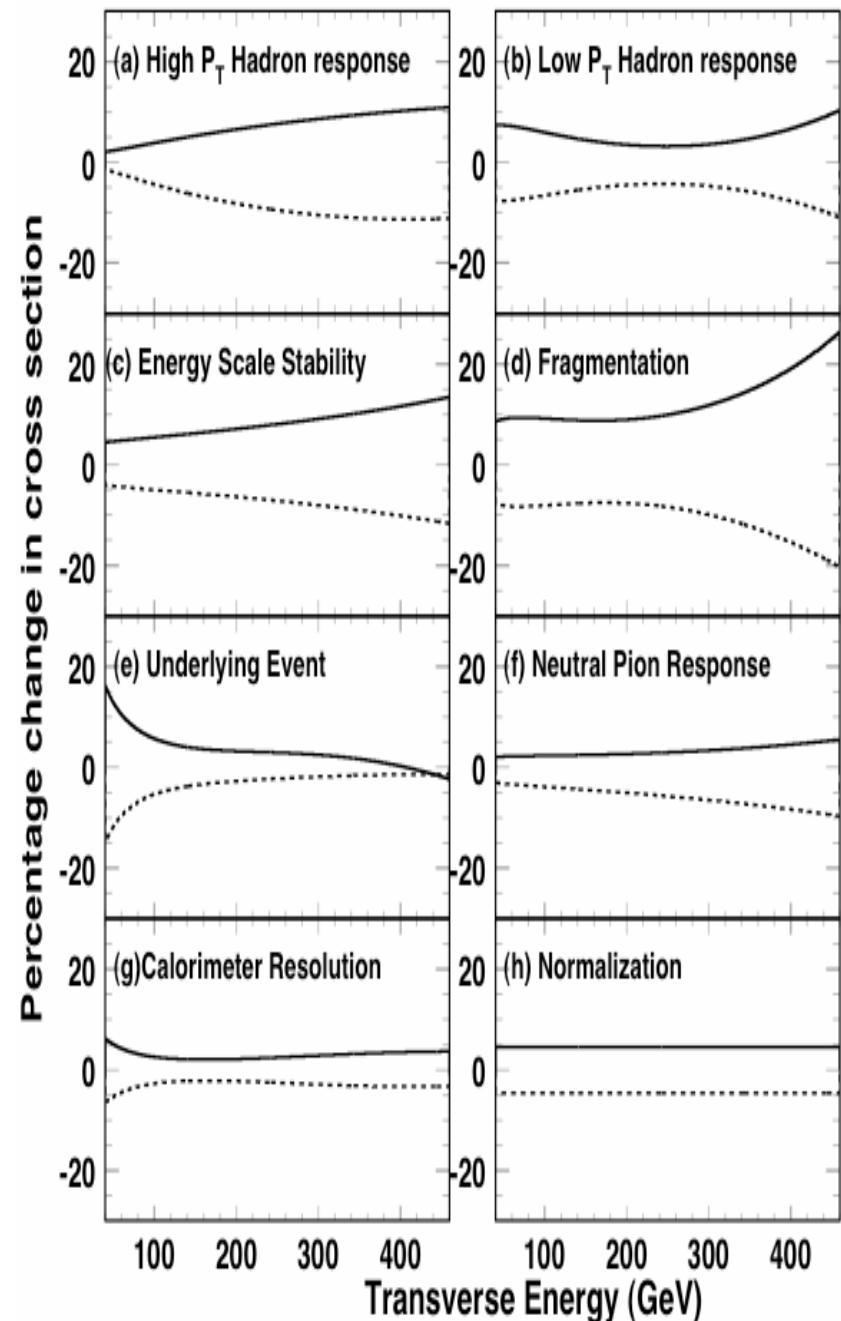


Table 8: Rates for $L_{int} = 10 fb^{-1}$ for different intervals of P_t^Z and η^Z ($P_{iCUT}^{clust} = 10 GeV/c$, $P_{iCUT}^{out} = 10 GeV/c$ and $\Delta\phi \leq 15^\circ$).

P_t^Z (GeV/c)	$\Delta\eta^Z$ intervals						all $ \eta^Z $ 0.0-5.0
	0.0-0.5	0.5-1.0	1.0-1.5	1.5-2.0	2.0-2.5	2.5-5.0	
40 – 50	4594	5425	6673	7267	6732	4796	35486
50 – 60	3128	3509	4297	4570	3976	2000	21471
60 – 70	2253	2443	2855	2934	2229	851	13567
70 – 80	1580	1734	1948	1786	1307	341	8692
80 – 90	1152	1148	1267	1236	824	170	5790
90 – 100	741	859	812	808	523	59	3802
100 – 110	582	590	594	546	305	36	2657
110 – 120	384	428	451	412	226	8	1905
120 – 140	523	582	562	531	293	12	2503
140 – 170	392	380	368	341	190	4	1675
170 – 200	170	186	162	170	63	2	756
200 – 240	111	103	99	91	40	0	444
240 – 300	71	51	44	48	20	0	238

Z+jet

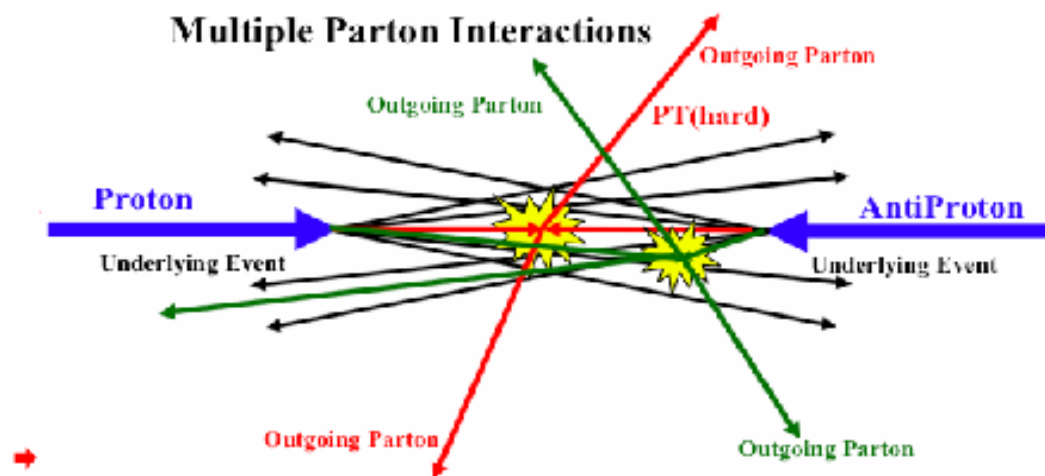
$P_{iCUT}^{clust} = 5 GeV/c$ and $\Delta\phi \leq 15^\circ$.

(GeV/c)									all η^γ 0.0-2.6
	0.0-0.4	0.4-0.7	0.7-1.1	1.1-1.5	1.5-1.9	1.9-2.2	2.2-2.6		
40 – 50	102656	107148	100668	103903	103499	116674	126546	761027	
50 – 60	43905	41729	41074	45085	42974	47640	50310	312697	
60 – 70	18153	18326	19190	20435	20816	19432	23650	140005	
70 – 80	9848	10211	9963	10166	9951	11397	10447	71984	
80 – 90	5287	5921	5104	5823	5385	6067	5923	39509	
90 – 100	2899	3033	3033	3326	3119	3265	3558	22234	
100 – 120	2908	3091	2995	3305	3133	3282	3429	22143	
120 – 140	1336	1359	1189	1346	1326	1499	1471	9525	
140 – 160	624	643	626	674	706	614	668	4555	
160 – 200	561	469	557	555	519	555	557	3774	
200 – 240	187	176	186	192	187	185	151	1264	
240 – 300	103	98	98	98	100	92	74	665	
300 – 360	34	34	33	32	31	27	20	212	
40 – 360	188517	192274	184734	194957	191761	210742	226819	1389484	

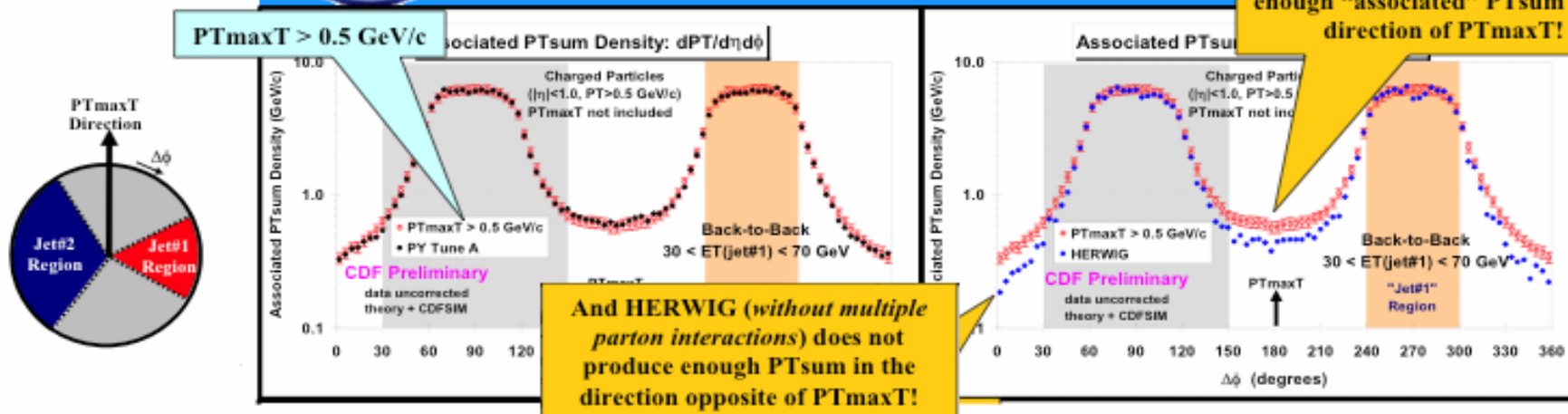
gamma+jet

The structure of the underlying event

Mounting experimental evidence (R.Field, CDF) that the UE is the result of **multiple semi-hard (minijet-like) interactions**



“Associated” PTsum Density PYTHIA Tune A vs HERWIG



- Extrapolation from Tevatron to LHC is hard, as it relies on the understanding of the unitarization of the minijet cross-section
- The mini-jet nature of the UE implies that the particle and energy flows are not uniformly distributed within a given event: can one do better than the standard uniform, constant, UE energy subtraction?
- Studies of MB and UE should be done early on, at very low luminosity, to remove the effect of overlapping pp events:
 - MB triggers
 - low- E_T jet triggers

5 Physics goals and potential in the first year (a few examples ...)

Channels (<u>examples ...</u>)	Events to tape for 10 fb^{-1} (per experiment)
$W \rightarrow \mu \nu$	7×10^7
$Z \rightarrow \mu \mu$	1.1×10^7
$t\bar{t} \rightarrow W b W b \rightarrow \mu \nu + X$	0.08×10^7
QCD jets $p_T > 150$	$\sim 10^7$
Minimum bias	$\sim 10^7$
$\tilde{g}\tilde{g} \quad m = 1 \text{ TeV}$	$10^3 - 10^4$

~ few PB of data per year per experiment → challenging for software and computing (esp. at the beginning ...)

} assuming 1% of trigger bandwidth



Already in first year, large statistics expected from:

- known SM processes → understand detector and physics at $\sqrt{s} = 14 \text{ TeV}$
- several New Physics scenarios

Note: overall event statistics limited by $\sim 100 \text{ Hz}$ rate-to-storage
 $\sim 10^7$ events to tape every 3 days assuming 30% data taking efficiency

Goal # 1

Understand and calibrate detector and trigger in situ using well-known physics samples

e.g. - $Z \rightarrow ee, \mu\mu$ tracker, ECAL, Muon chambers calibration and alignment, etc.
- $t\bar{t} \rightarrow b\bar{t}v bjj$ 10^3 evts/day after cuts \rightarrow jet scale from $W \rightarrow jj$, b-tag perf., etc.

Understand basic SM physics at $\sqrt{s} = 14$ TeV \rightarrow first checks of Monte Carlos

(hopefully well understood at Tevatron and HERA)

e.g. - measure cross-sections for e.g. minimum bias, W, Z, $t\bar{t}$, QCD jets (to $\sim 10-20\%$),
look at basic event features, first constraints of PDFs, etc.

- measure top mass (to 5-7 GeV) \rightarrow give feedback on detector performance

Note : statistical error negligible after few weeks run

†

Goal # 2

Prepare the road to discovery:

-- measure backgrounds to New Physics : e.g. $t\bar{t}$ and W/Z+ jets (omnipresent ...)

-- look at specific "control samples" for the individual channels:

e.g. $t\bar{t}jj$ with $j \neq b$ "calibrates" $t\bar{t}bb$ irreducible background to $t\bar{t}H \rightarrow t\bar{t}bb$

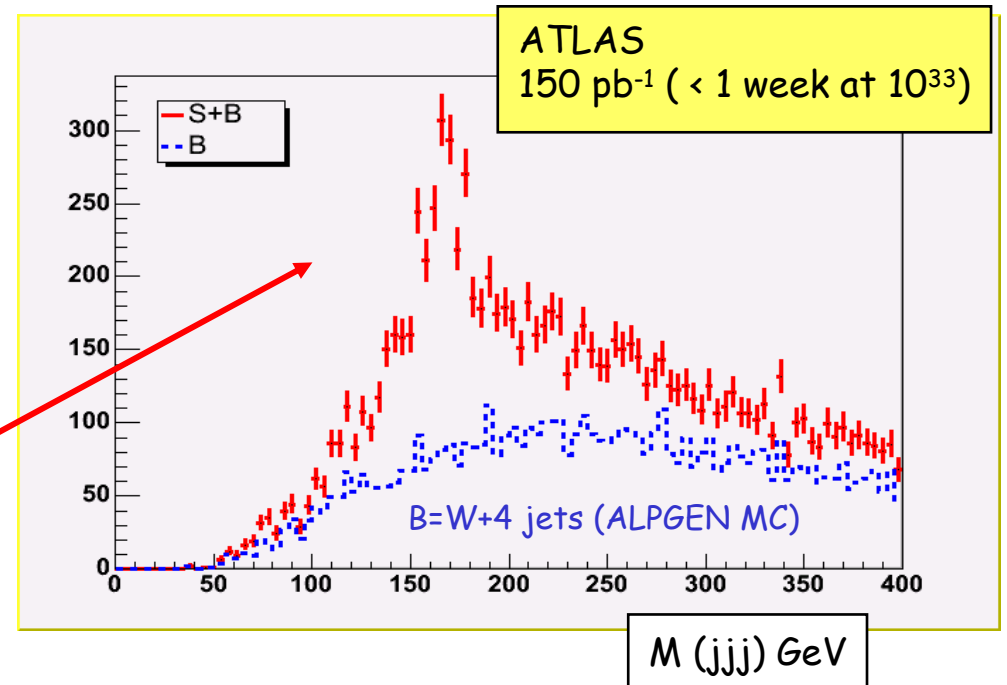
†

Goal # 3

Look for New Physics potentially accessible in first year (e.g. Z' , SUSY, some Higgs ? ...)

Example of initial measurement : top signal and top mass

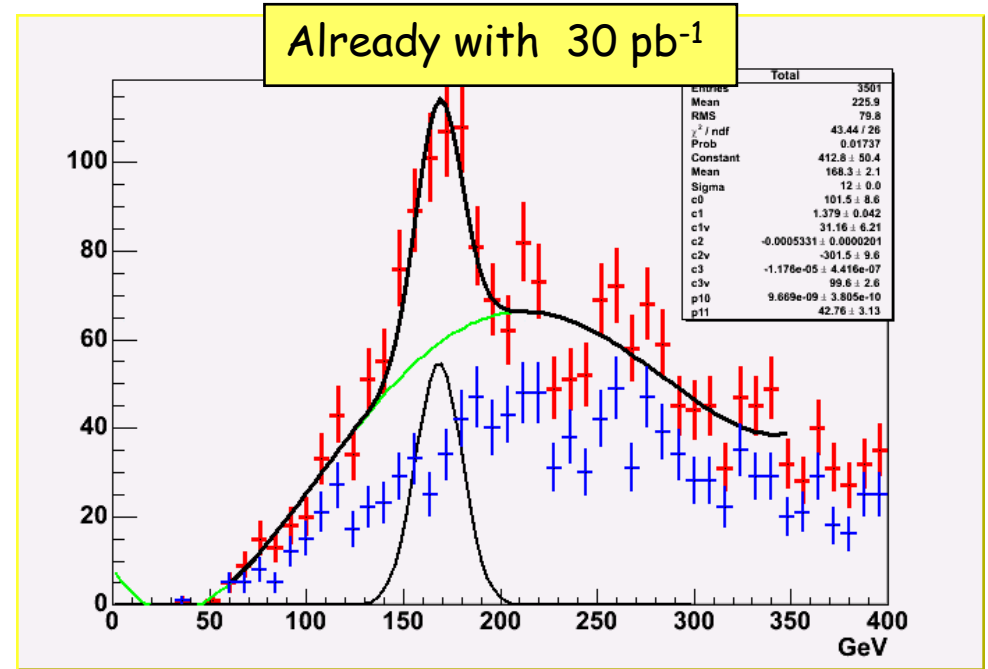
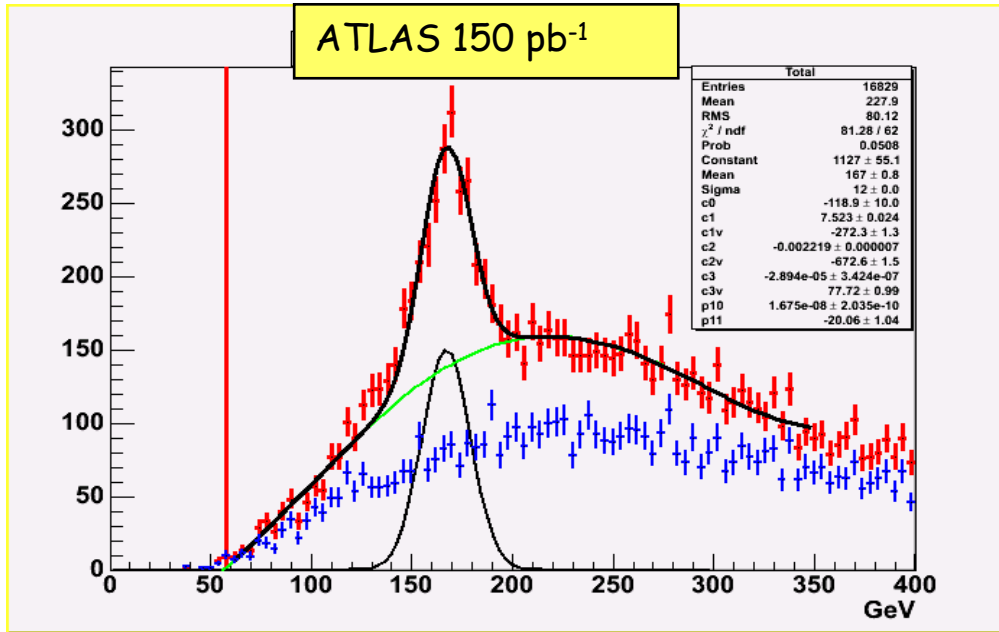
- Use gold-plated $t\bar{t} \rightarrow bW bW \rightarrow blv bjj$ channel
- Very simple selection:
 - isolated lepton (e, μ) $p_T > 20$ GeV
 - exactly 4 jets $p_T > 40$ GeV
 - no kinematic fit
 - no b-tagging required (pessimistic, assumes trackers not yet understood)
- Plot invariant mass of 3 jets with highest p_T



Time	Events at 10 ³³	Stat. error δM_{top} (GeV)	Stat. error $\delta\sigma/\sigma$
1 year	3x10 ⁵	0.1	0.2%
1 month	7x10 ⁴	0.2	0.4%
1 week	2x10 ³	0.4	2.5%

- top signal visible in few days also with simple selections and no b-tagging
- cross-section to ~ 20% (10% from luminosity)
- top mass to ~7 GeV (assuming b-jet scale to 10%)
- get feedback on detector performance :
 - m_{top} wrong \rightarrow jet scale ?
 - gold-plated sample to commission b-tagging

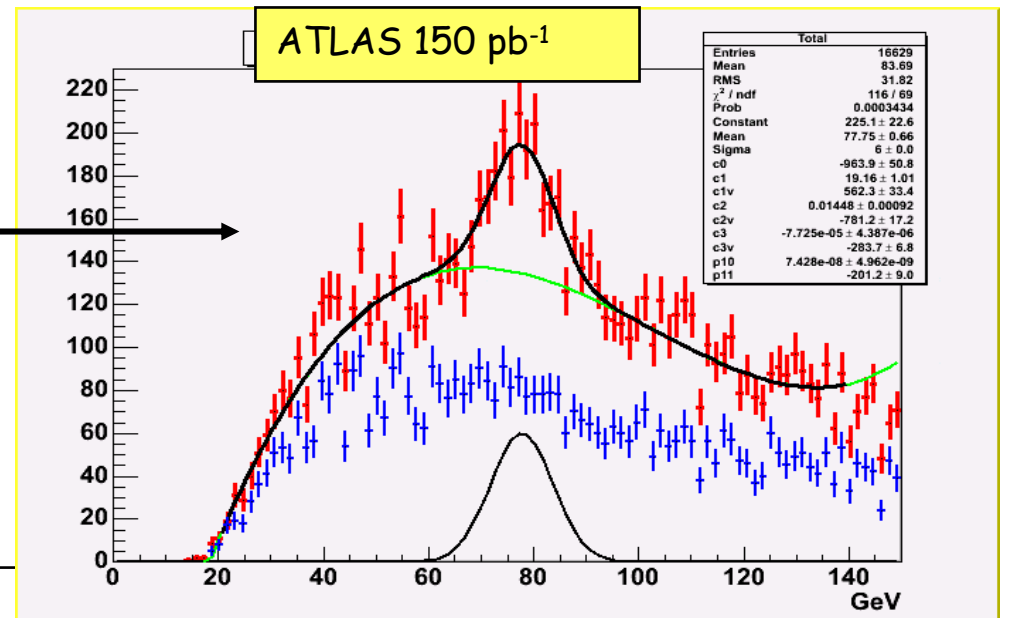
Fit signal and background (top width fixed to 12 GeV) → extract cross-section and mass



Can we see a $W \rightarrow jj$ peak?

Select the 2 jets with highest p_T
(better ideas well possible ...)

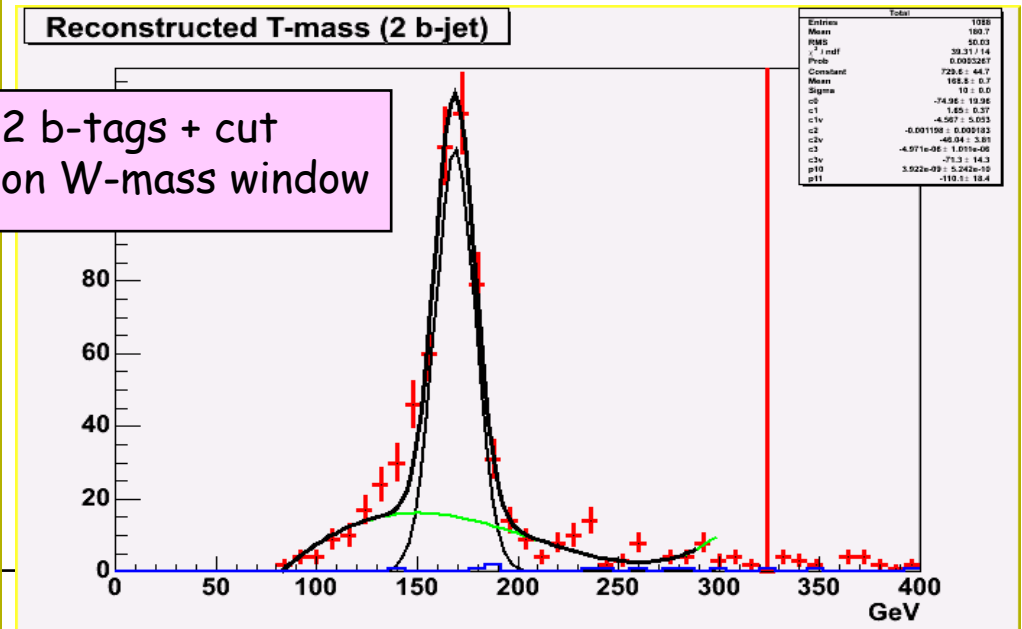
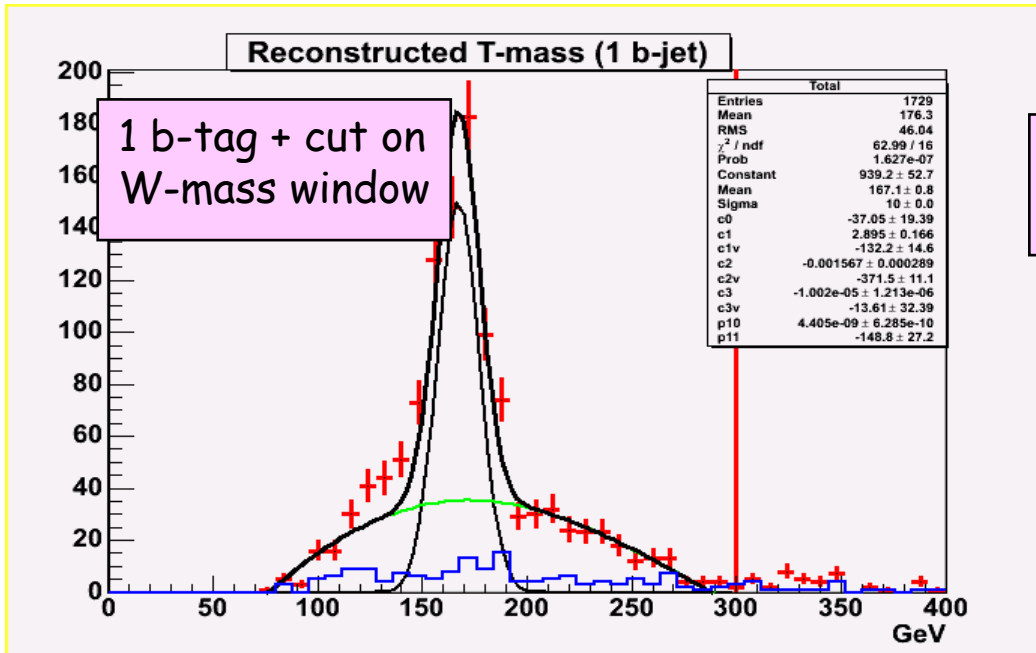
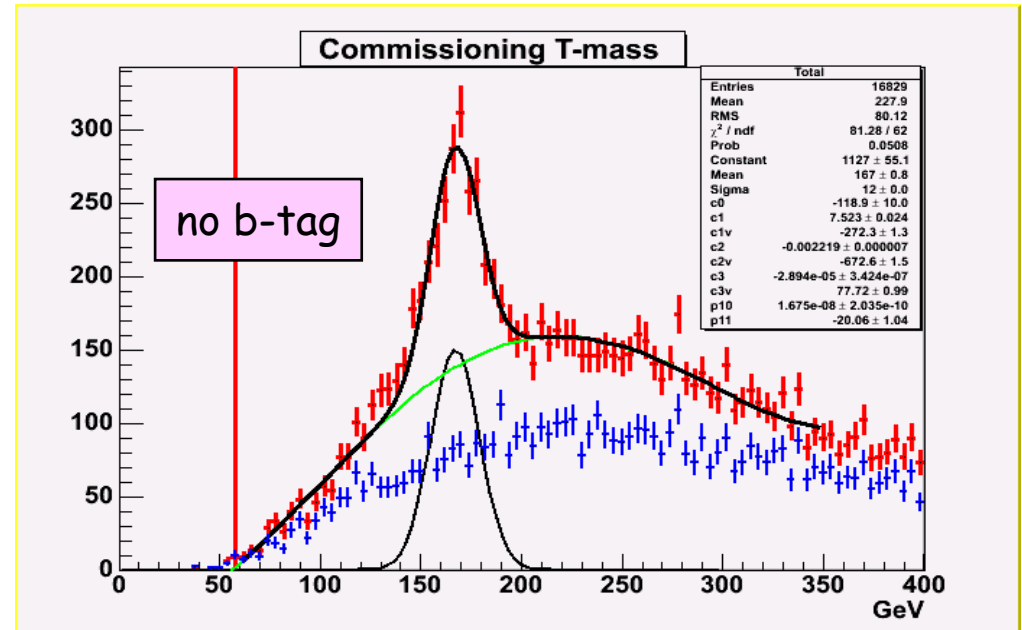
W peak visible in signal, no peak in background



Introduce b-tagging ...


ATLAS 150 pb⁻¹

Bkgd composition changes: combinatorial from top itself becomes more and more important




What about early discoveries ?

An easy case : a new resonance decaying into e^+e^- , e.g. a $Z' \rightarrow ee$ of mass 1-2 TeV



An intermediate case : SUSY



A difficult case : a light Higgs ($m \sim 115$ GeV)



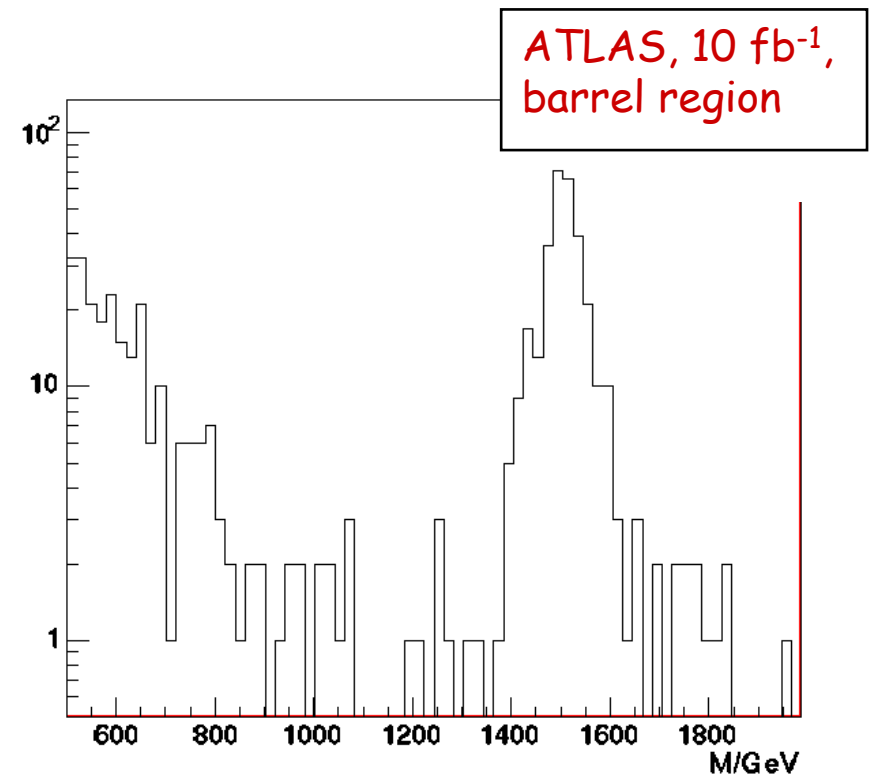
An "easy case" : Z' of mass 1-2 TeV with SM-like couplings

$Z' \rightarrow ee$, SSM

Mass	Expected events for 10 fb^{-1} (after all cuts)	$\int \mathcal{L} dt$ needed for discovery (corresponds to 10 observed evts)
1 TeV	~ 1600	$\sim 70 \text{ pb}^{-1}$
1.5 TeV	~ 300	$\sim 300 \text{ pb}^{-1}$
2 TeV	~ 70	$\sim 1.5 \text{ fb}^{-1}$

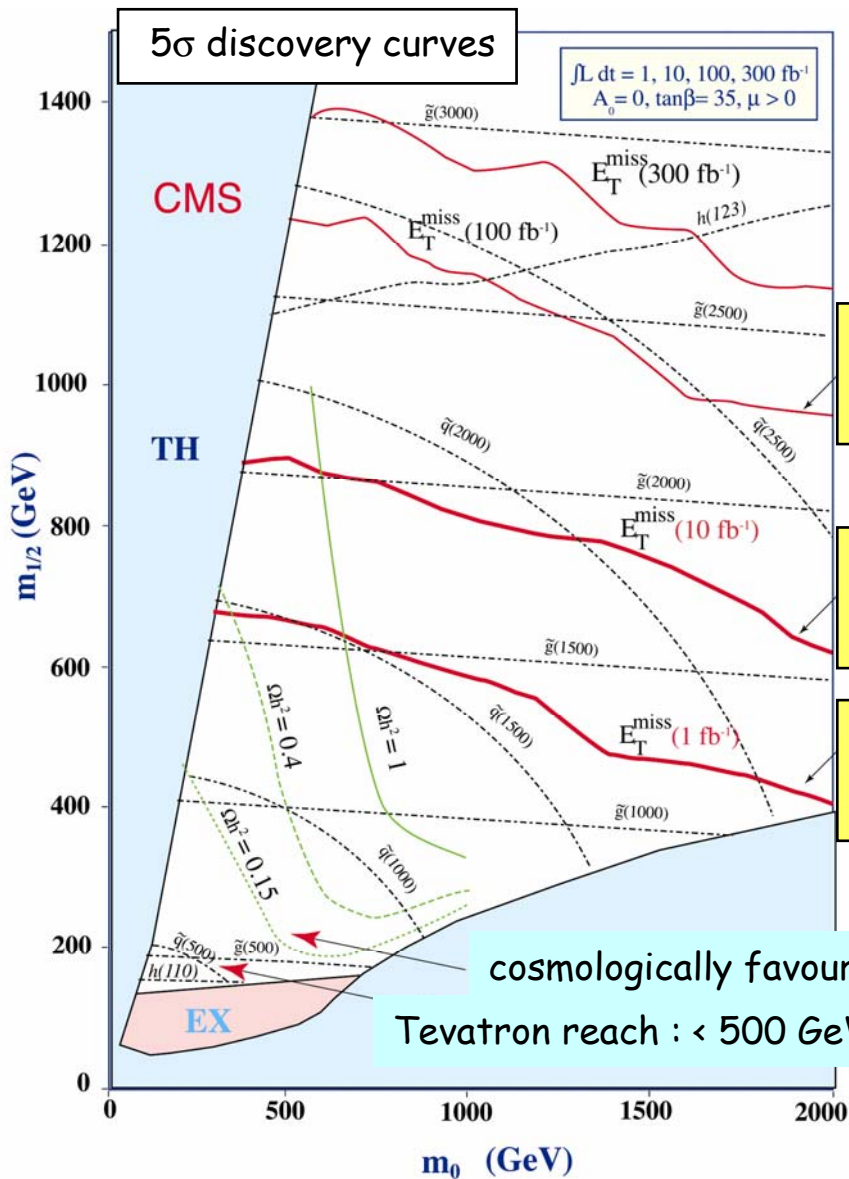
- signal rate with $\int \mathcal{L} dt \sim 0.1\text{-}1 \text{ fb}^{-1}$ large enough up to $m \approx 2 \text{ TeV}$ if "reasonable" $Z'ee$ couplings
- dominant Drell-Yan background small (< 15 events in the region $1400\text{-}1600 \text{ GeV}$, 10 fb^{-1})
- signal as mass peak on top of background

$Z \rightarrow ll + \text{jet}$ samples and DY needed for E-calibration and determination of lepton efficiency

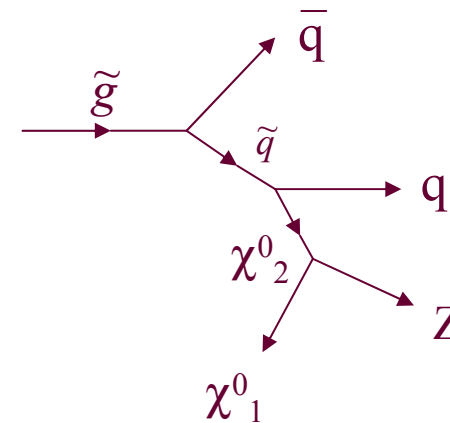


An intermediate case : SUPERSYMMETRY

Large $\tilde{q}\tilde{q}, \tilde{q}\tilde{g}, \tilde{g}\tilde{g}$ cross-section $\rightarrow \approx 100$ events/day at 10^{33} for $m(\tilde{q}, \tilde{g}) \sim 1$ TeV
 Spectacular signatures \rightarrow SUSY could be found quickly

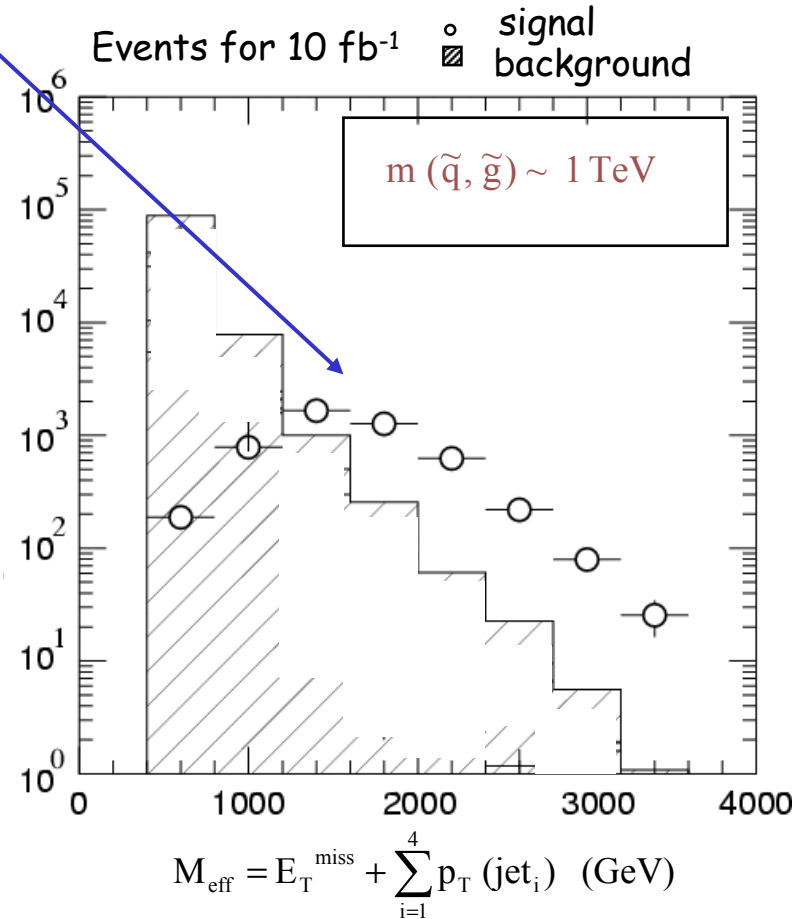
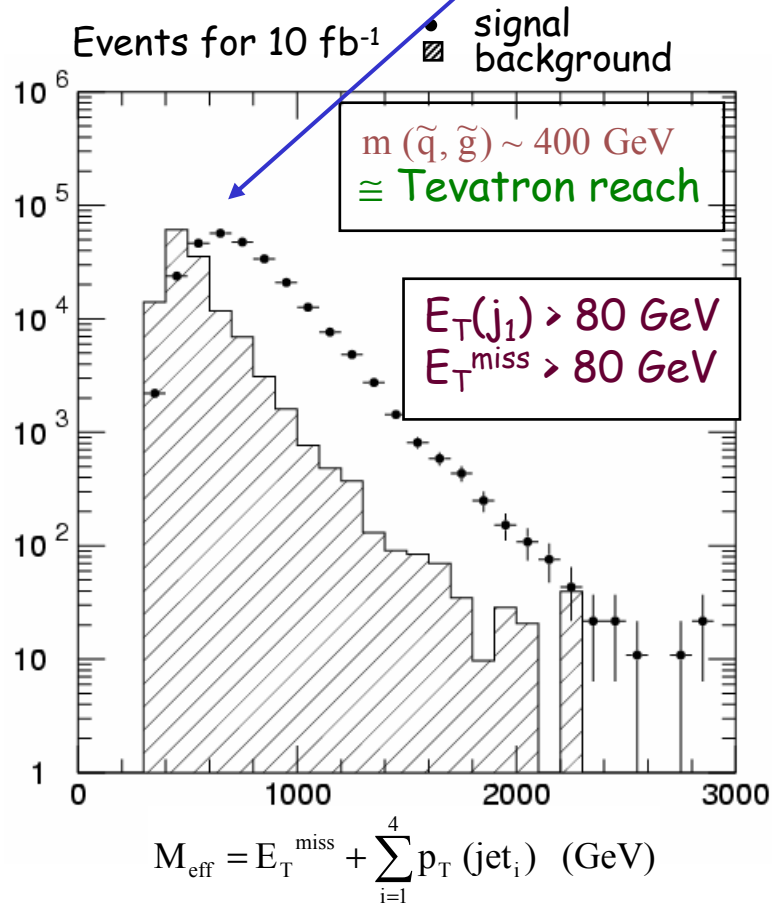


Using multijet + E_T^{miss} (most powerful and model-independent signature if R-parity conserved)



Measurement of sparticle masses likely requires > 1 year. However ...

Peak position correlated to $M_{\text{SUSY}} \equiv \min(m(\tilde{q}), m(\tilde{g}))$



ATLAS

From M_{eff} peak → first/fast measurement of SUSY mass scale to $\approx 20\%$ (10 fb⁻¹, mSUGRA)

Detector/performance requirements:

- quality of E_T^{miss} measurement (calorimeter inter-calibration/linearity, cracks)
→ apply hard cuts against fake MET and use control samples (e.g. $Z \rightarrow \ell\ell + \text{jets}$)
- "low" Jet / E_T^{miss} trigger thresholds for low masses at overlap with Tevatron region ($\sim 400 \text{ GeV}$)

Backgrounds will be estimated using data (control samples) and Monte Carlo:

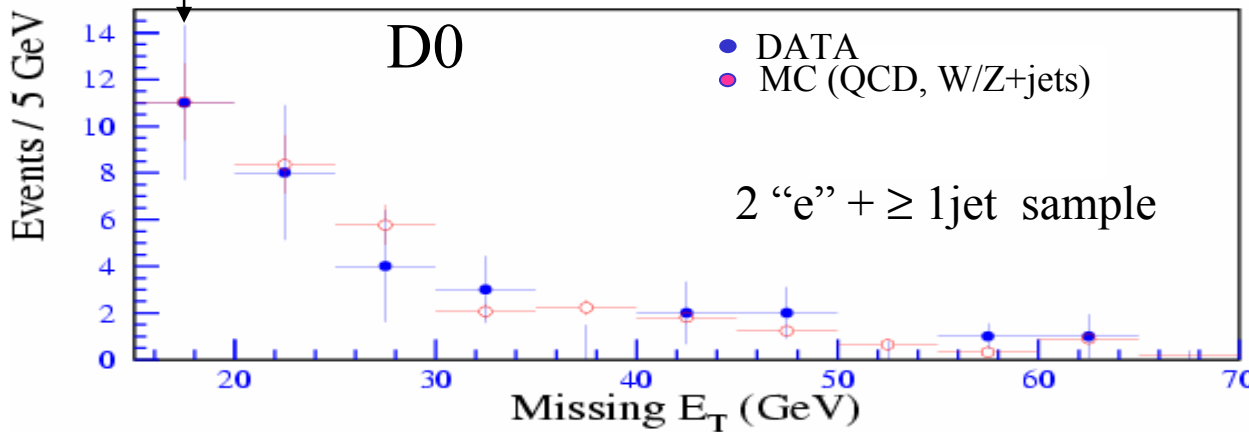
Background process (examples ...)	Control samples (examples ...)
$Z (\rightarrow \nu\nu) + \text{jets}$ $W (\rightarrow \tau\nu) + \text{jets}$ $t\bar{t} \rightarrow \text{bl}\nu\text{bjj}$ QCD multijets	$Z (\rightarrow ee, \mu\mu) + \text{jets}$ $W (\rightarrow e\nu, \mu\nu) + \text{jets}$ $t\bar{t} \rightarrow \text{bl}\nu\text{bl}\nu$ lower E_T sample

Can estimate background levels also varying selection cuts (e.g. ask 0,1,2,3 leptons ...)

A lot of data will most likely be needed !

normalization point

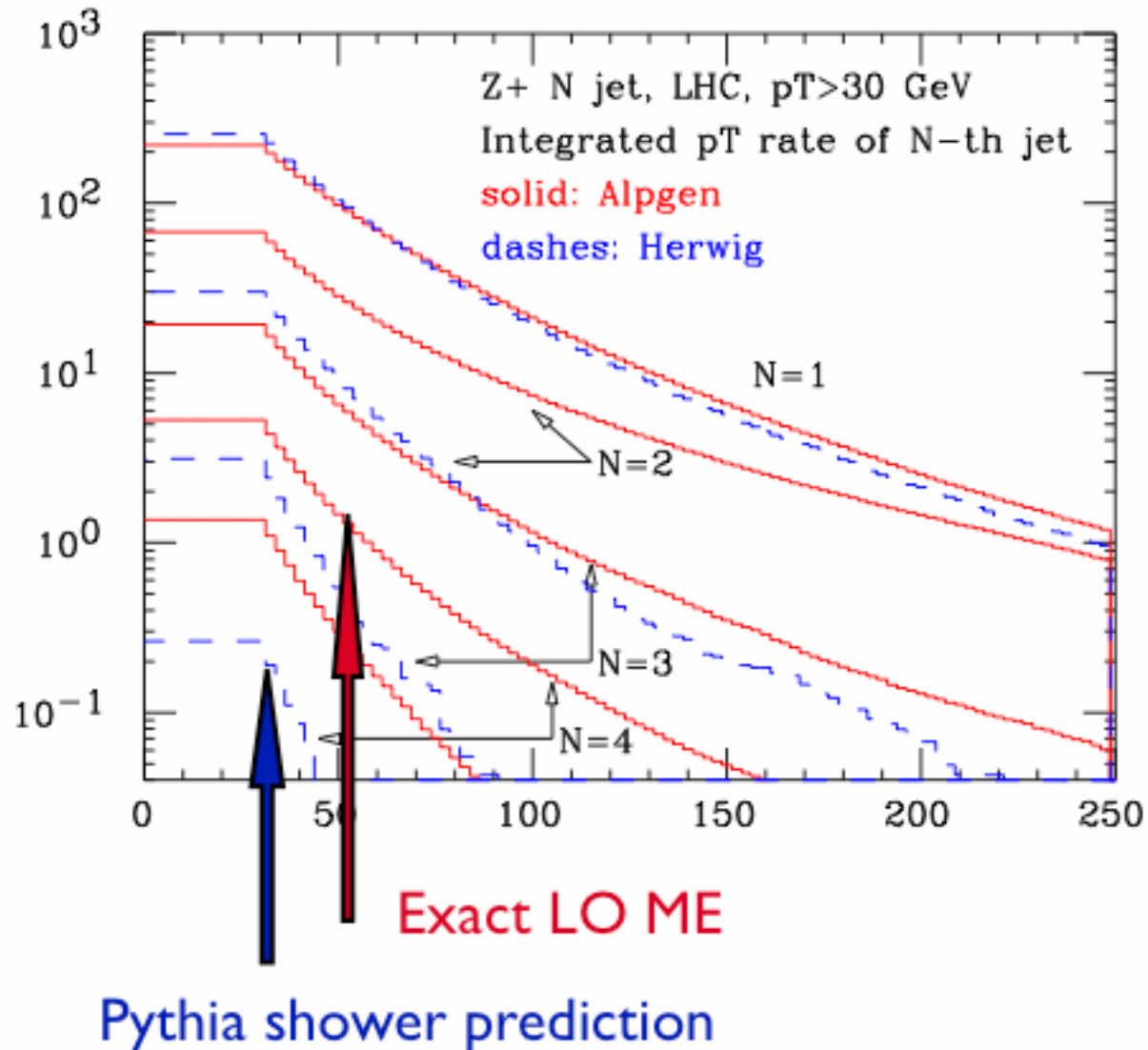
normalise MC to data at low E_T^{miss} and use it to predict background at high E_T^{miss} in "signal" region

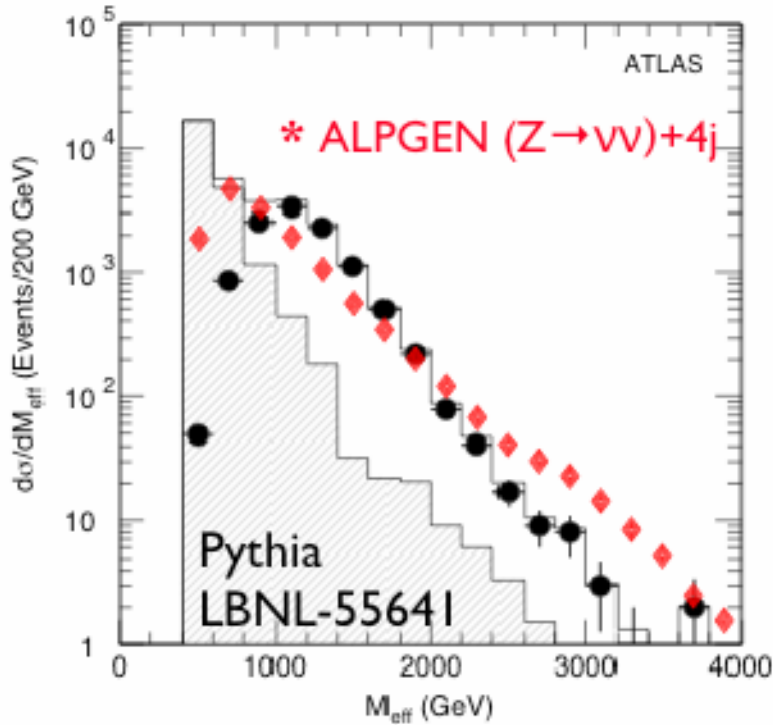


Hard cuts against fake E_T^{miss} :

- reject beam-gas, beam-halo, cosmics
- primary vertex in central region
- reject event with E_T^{miss} vector along a jet or opposite to a jet
- reject events with jets in cracks
- etc. etc.

Can we trust the current estimates of bg rates?





$N_{jet} \geq 4$

$E_{T(1,2)} > 100 \text{ GeV}$

$E_{T(3,4)} > 50 \text{ GeV}$

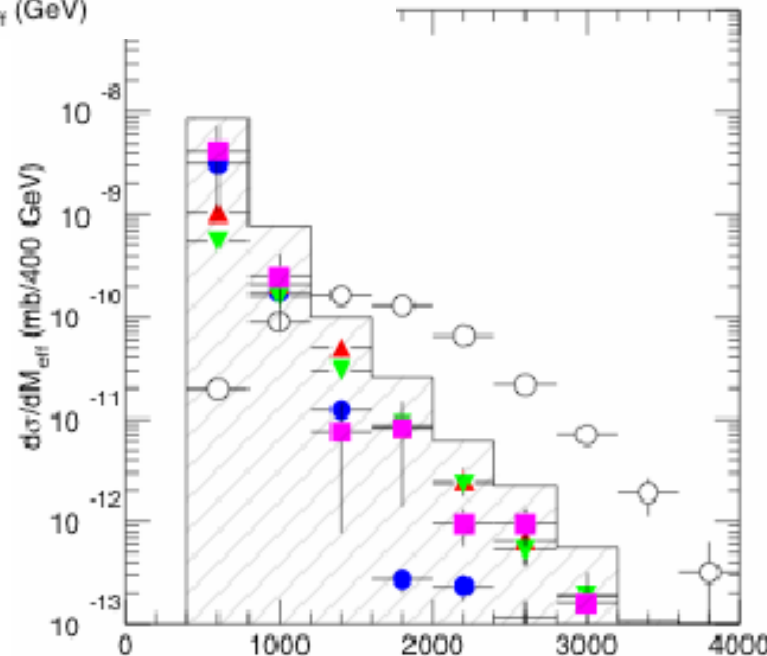
$MET > \max(100, M_{eff}/4)$

$M_{eff} = MET + \sum E_{Tj}$

“Correct” bg shape
indistinguishable
from signal shape!

Bg breakdown:

- QCD jets
- tt
- ▼ $Z \rightarrow \nu\nu$
- ▲ $W \rightarrow l\nu$



Indeed the $Z \rightarrow \nu\nu$ bg appears to be underestimated by a factor 10–50! It will dominate the highMET tail, and could be measured in $Z \rightarrow ee + jets$

Use $Z \rightarrow ee$ + multijets, apply same cuts as MET analysis but replace MET with $ET(e^+e^-)$

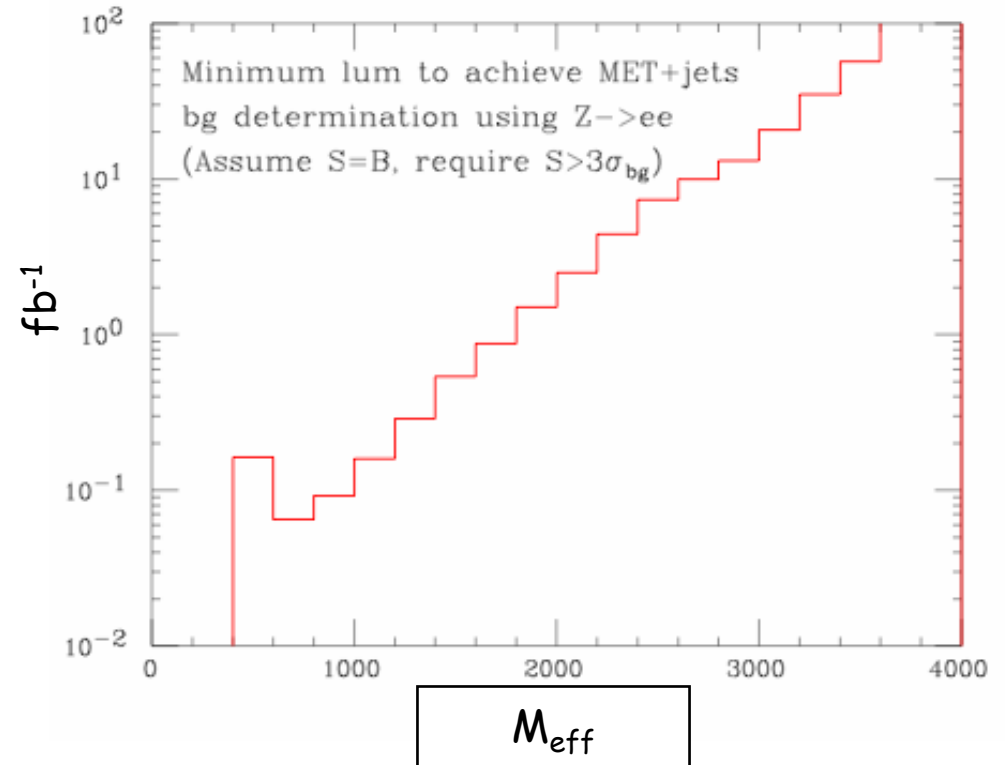
Extract $Z \rightarrow \nu\nu$ bg using, bin-by-bin:
 $(Z \rightarrow \nu\nu) = (Z \rightarrow ee) B(Z \rightarrow \nu\nu)/B(Z \rightarrow ee)$

Assume that the SUSY signal is of the same size as the bg, and evaluate the luminosity required to determine the $Z \rightarrow \nu\nu$ bg with an accuracy such that:

$$N_{\text{susy}} > 3 \text{ sigma}$$

where

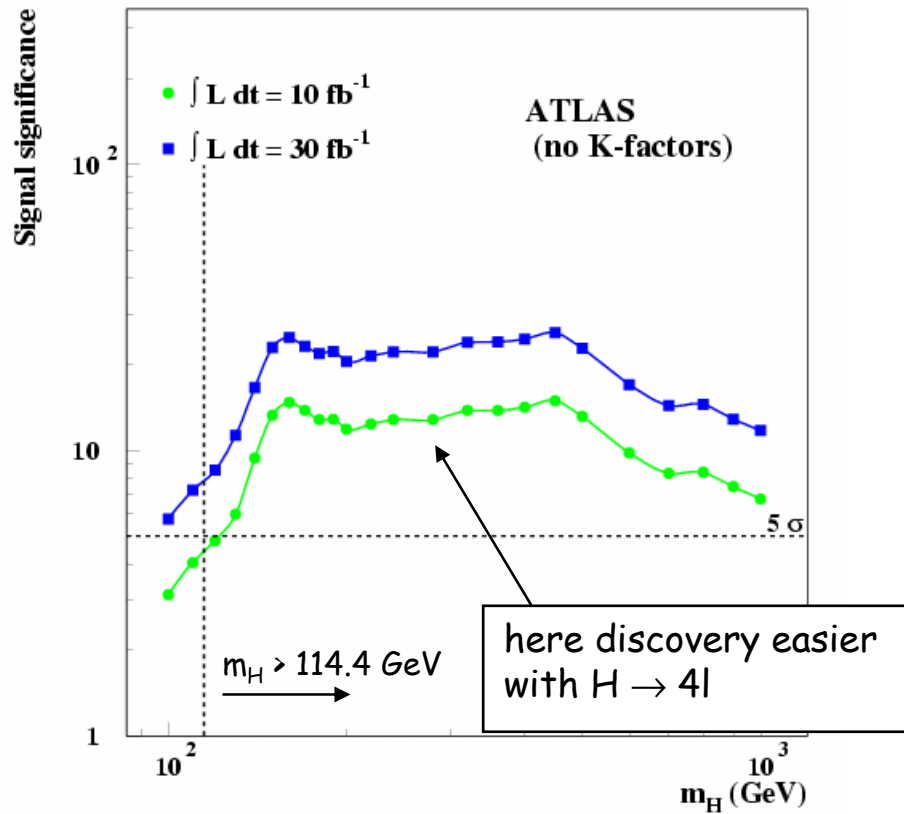
$$\text{sigma} = \sqrt{N(Z \rightarrow ee)} * B(Z \rightarrow \nu\nu)/B(Z \rightarrow ee)$$



=> several hundred pb^{-1} are required. They are sufficient if we believe in the MC shape (and only need to fix the overall normalization). Much more is needed if we want to keep the search completely MC independent

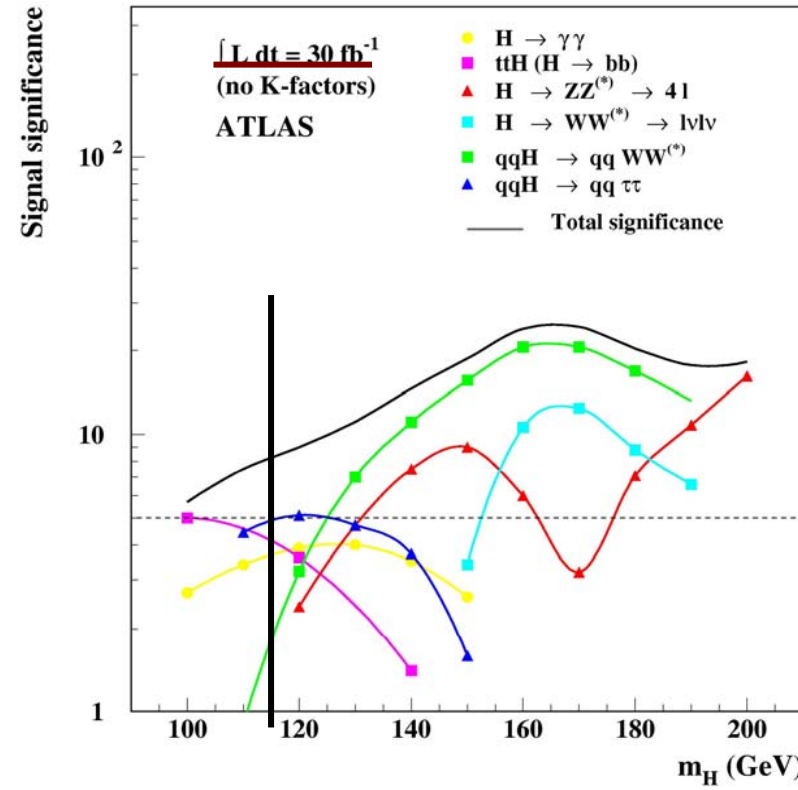
How to validate the estimate of the MET from resolution tails in multijet events??

A difficult case: a light Higgs $m_H \sim 115 \text{ GeV}$



$m_H \sim 115 \text{ GeV}$ 10 fb^{-1}

total $S/\sqrt{B} \approx 4^{+2.2}_{-1.3}$



ATLAS	$H \rightarrow \gamma\gamma$	$ttH \rightarrow ttbb$	$qqH \rightarrow qq\tau\tau$ ($ll + l\text{-had}$)
S	130	15	~ 10
B	4300	45	~ 10
S/\sqrt{B}	2.0	2.2	~ 2.7

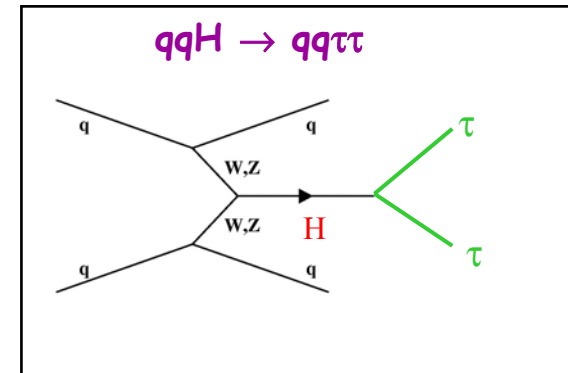
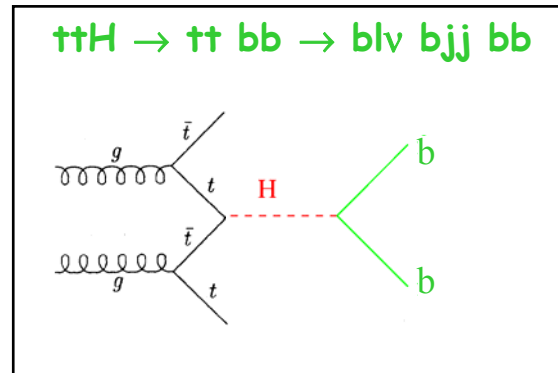
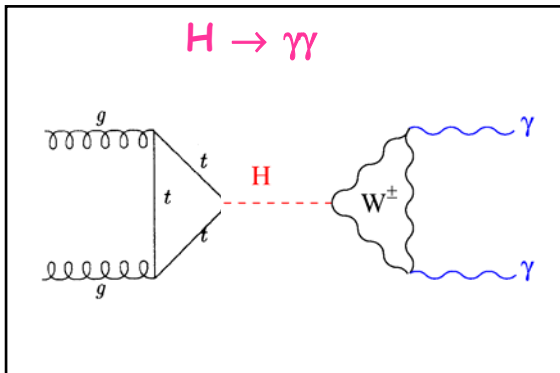
↑ K-factors $\equiv \sigma(\text{NLO})/\sigma(\text{LO}) \approx 2$ not included

Full GEANT simulation, simple cut-based analyses

Remarks:

Each channel contributes $\sim 2\sigma$ to total significance \rightarrow **observation of all channels important to extract convincing signal in first year(s)**

The 3 channels are complementary \rightarrow robustness:



- different production and decay modes
- different backgrounds
- different detector/performance requirements:
 - **ECAL crucial for $H \rightarrow \gamma\gamma$** (in particular response uniformity) : $\sigma/m \sim 1\%$ needed
 - **b-tagging crucial for $t\bar{t}H$** : 4 b-tagged jets needed to reduce combinatorics
 - **efficient jet reconstruction over $|\eta| < 5$ crucial for $q\bar{q}H \rightarrow q\bar{q}\tau\tau$** : forward jet tag and central jet veto needed against background

Note : -- all require "low" trigger thresholds

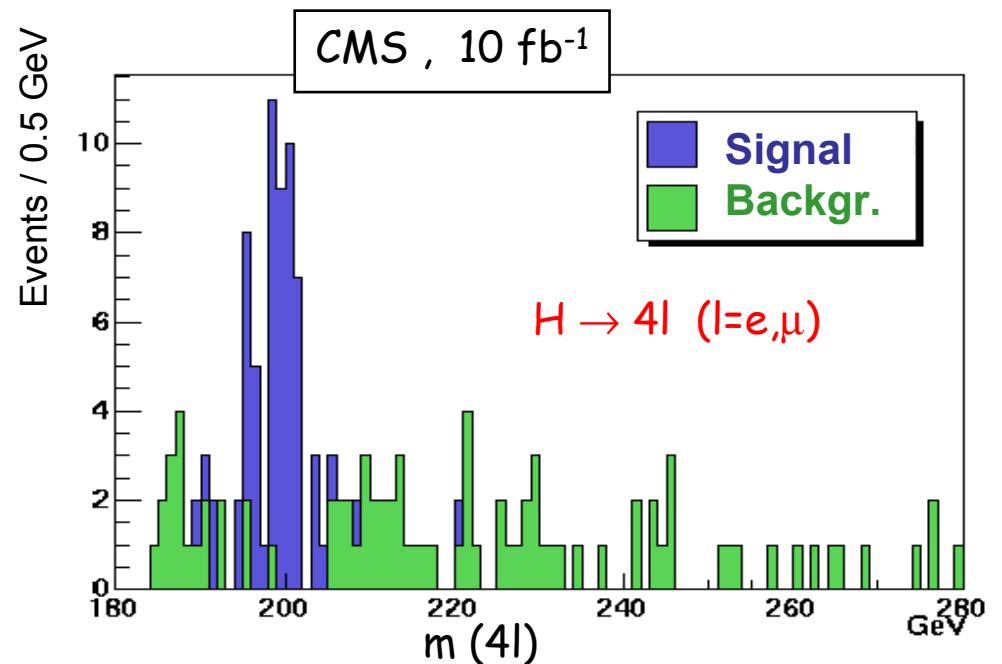
E.g. $t\bar{t}H$ analysis cuts : $p_T(l) > 20 \text{ GeV}$, $p_T(\text{jets}) > 15-30 \text{ GeV}$

-- all require very good understanding (1-10%) of backgrounds

If $m_H > 180$ GeV : early discovery may be easier with $H \rightarrow 4l$ channel

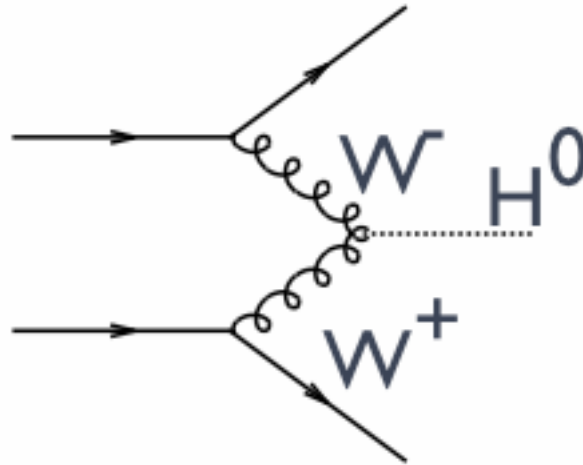
Luminosity needed for 5σ discovery (ATLAS+CMS)

QuickTime™ and a
TIFF (LZW) decompressor
are needed to see this picture.



- $H \rightarrow WW \rightarrow l\nu l\nu$: high rate (~ 100 evts/expt) but no mass peak \rightarrow not ideal for early discovery ...
- $H \rightarrow 4l$: low-rate but very clean : narrow mass peak, small background
Requires: -- $\sim 90\%$ e, μ efficiency at low p_T (analysis cuts : $p_T^{1,2,3,4} > 20, 20, 7, 7, \text{ GeV}$)
-- $\sigma / m \sim 1\%$, tails $< 10\%$ \rightarrow good quality of E, p measurements in ECAL and tracker

A crucial role in these measurements is played by the vector boson fusion process:

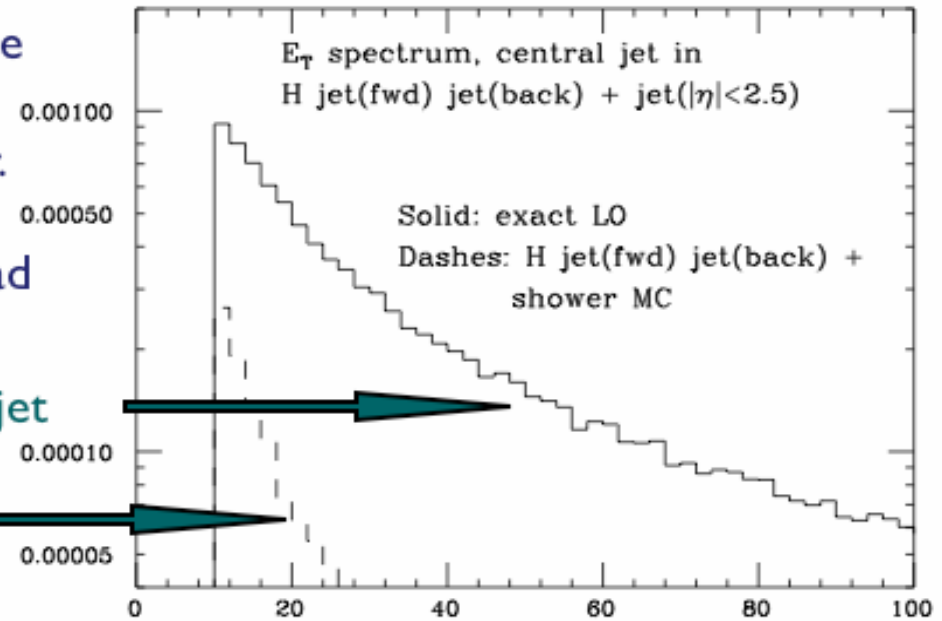


To suppress the bg's, typical analyses require, in addition to the decay products of the H, the following:

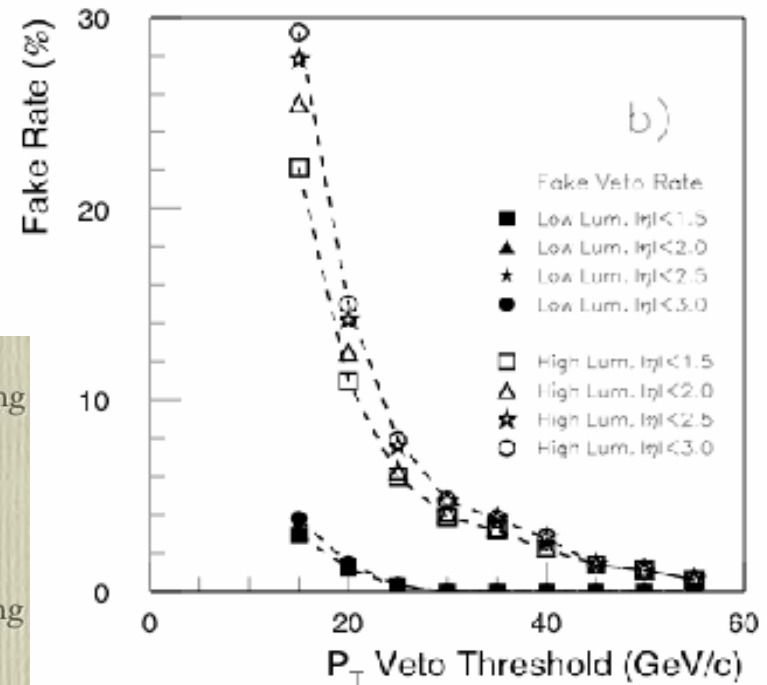
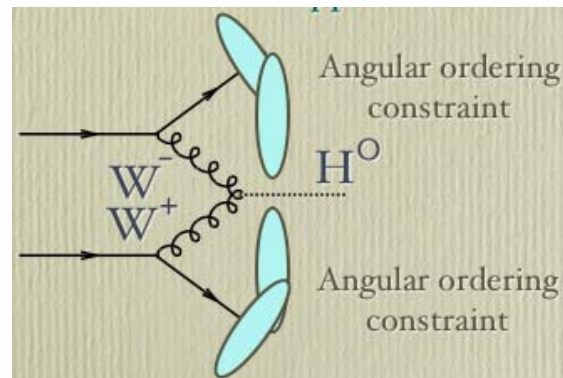
- ✱ Two jets with large $M(jj)$, one forward and one backward (typically $|\eta| > 2.5$)
- ✱ A veto on central jets ($|\eta| < 2.5$), justified by the lack of colour exchange between the two hadrons, leading to a rapidity gap

Standard analyses of jet veto efficiency use ME calculations for $qq \rightarrow Hqq$, with the central jet generated via a parton shower. Angular ordering in the parton shower prevents emission of central jets, and a bad underestimate of the signal events with a central jet!

Exact Hqq+jet
Naive Hqq+shower



Central jets in Hqq events are therefore usually assumed to originate from additional multiple collisions. This is quite true at high luminosity, but not at 10^{33}



Correct determination of veto efficiency for signal is not just important to establish the best threshold for discovery, but to evaluate the signal cross-section after discovery!

No data from the Tevatron or elsewhere allow today to validate our estimates of central-jet emission in VBF processes. This needs to be done, possibly using the low-luminosity data where fake jets due to multiple interactions are strongly reduced.

(table from F.Cerutti)

Channel	Main background	S/B	background systematics for 5 σ	Proposed technique/comments
H $\rightarrow\gamma\gamma$	Irreduc. $\gamma\gamma$ Reducible γj	2-3%	0.4%	Side-bands stat Err $\sim 0.5\%$ for 30-100 fb $^{-1}$
ttH H $\rightarrow bb$	ttjj	30%	6%	Mass side-bands Anti b-tagged ttjj ev. Under study
H $\rightarrow ZZ^* \rightarrow 4$ lep	ZZ $\rightarrow 4l$ and τll	300-600%	60%	Mass side-bands Stat Err $< 30\%$ 30fb $^{-1}$
H $\rightarrow WW^* \rightarrow ll\nu\nu$	WW*, tW	30-50%	6%	No mass peak Bkg enriched region ? Study to be performed
VBF channels In general	Rejection QCD/EW	Study forward jet tag and central jet veto		Use EW ZZ and WW leptonic Study to be performed
VFB H $\rightarrow WW$	tt, WW, Wt	50-200%	10%	Study Z,W,WW and tt plus jets
VBF H $\rightarrow \tau\tau$	Zjj, tt	50-400%	10%	Missing Et calibration Z $\rightarrow \tau\tau$ (mass tails ?) Study to be performed
MSSM (bb)H/A $\rightarrow \tau\tau$	Z $\rightarrow \tau\tau$, Wj	25% t $g\beta=15$ $M_A=300$	5%	Mass side-bands Stat Err $\sim 5\%$ 30fb $^{-1}$
MSSM (bb)H/A $\rightarrow \mu\mu$	Z/ $\gamma^* \rightarrow \mu\mu$	12% t $g\beta=15$ $M_A=150$	$\sim 2\%$	Mass side-bands Stat Err $\sim 2\%$ 30fb $^{-1}$

Conclusions

- LHC has potential for major discoveries already in the first year (months ?) of operation
Event statistics : 1 day at LHC at 10^{33} \equiv 1 year at previous machines for SM processes
SUSY may be discovered "quickly", light Higgs more difficult ... and what about surprises ?
- Machine luminosity performance will be the crucial issue in first 1-2 years
- Experiments: lot of emphasis on test beams and on construction quality checks
→ results indicate that detectors "as built" should give good starting-point performance.
- However: lot of data (and time ...) will be needed at the beginning to:
 - commission the detector and trigger in situ (and the software !!! ...)
 - reach the performance needed to optimize the physics potential
 - understand standard physics at $\sqrt{s} = 14$ TeV and compare to MC predictions
[Tevatron (and HERA) data crucial to speed up this phase ...]
 - measure backgrounds to possible New Physics (with redundancy from several samples ...)
- Efficient/robust commissioning with physics data in the various phases (cosmics, one-beam period, first collisions, ...), as well as solid preparation of MC tools, are our next challenges.
Both are crucial to reach quickly the "discovery-mode" and extract a convincing "early" signal