

# SUPERSYMMETRY at the LHC

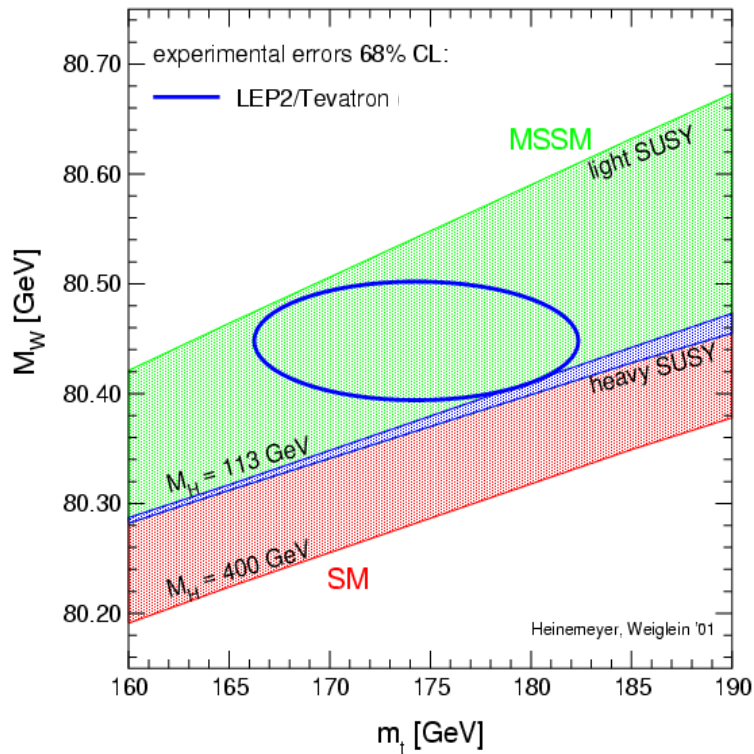
Fabiola Gianotti (CERN, EP Division)  
Giovanni Ridolfi (INFN and University of Genova, Italy)

CERN Academic Training, February 3-7 2003

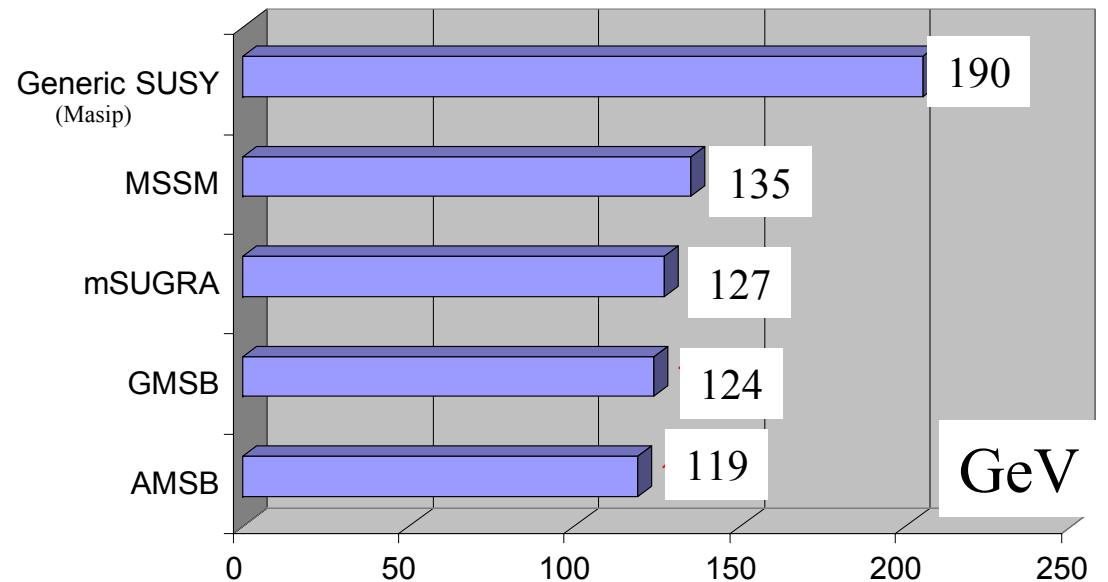
# SUSY Higgs bosons : present limits

(see lectures by D. Froidevaux)

A light Higgs boson (preferred by EW data) is typical in SUSY



## Upper bound on $m_h$ in various SUSY models



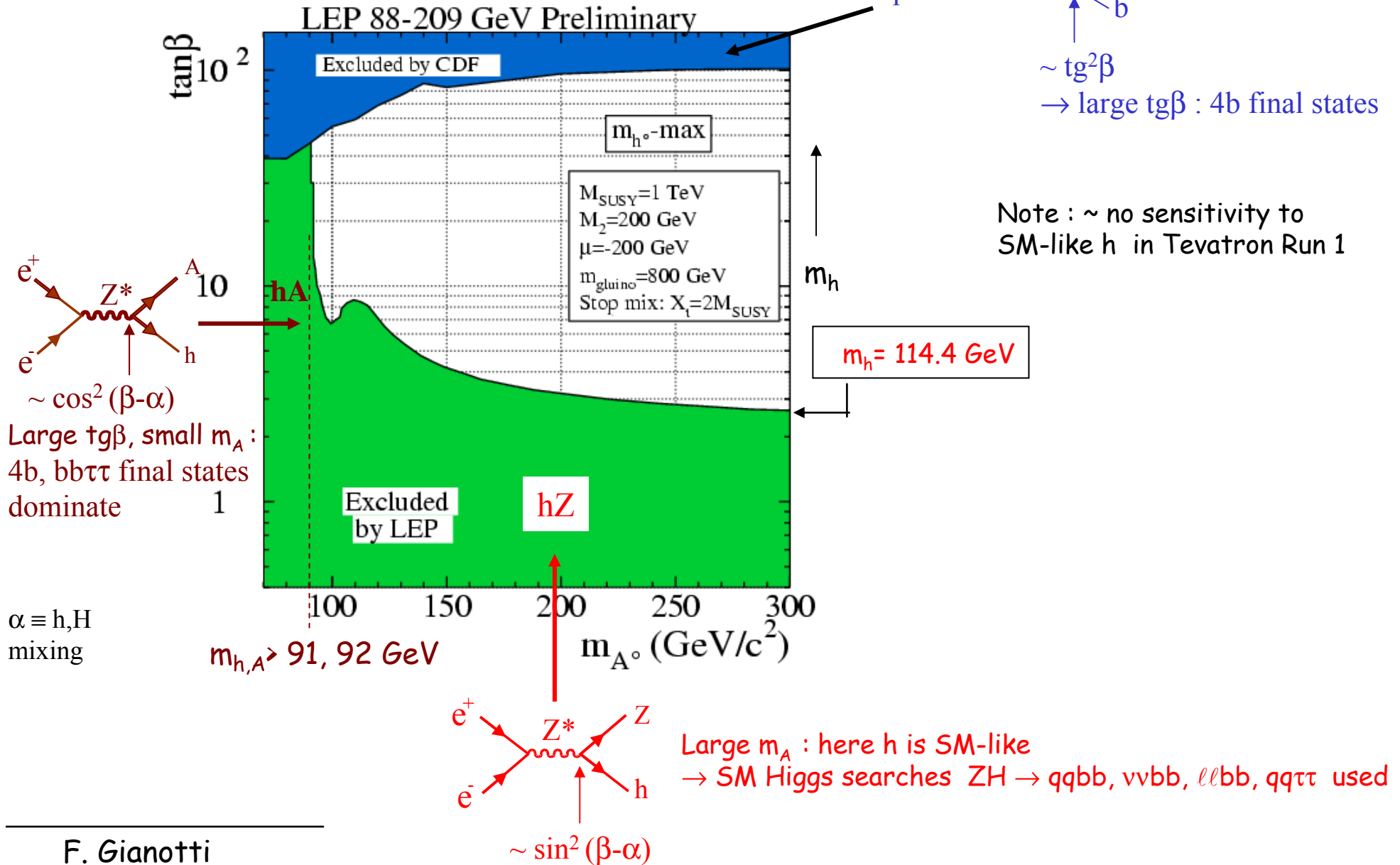
$$m_H^{EW} = 81^{+52}_{-33} \text{ GeV}$$

$$m_H^{EW} < 193 \text{ GeV} \quad 95\% \text{ C.L.}$$

} from fit of SM to EW data

- Minimal models : 2 Higgs doublets  $\rightarrow$  5 physical states :  $h, H, A, H^\pm$
- At tree level SUSY Higgs sector described by two parameters :  $m_A, \tan\beta$   
Radiative corrections introduce dependence on  $m_{\text{top}}, m_{\text{stop}},$  stop mixing, etc.
- $m_h$  increases with  $m_A, \tan\beta$  (for  $m_A < 200, \tan\beta < 10$ ),  $m_{\text{top}}, m_{\text{stop}},$  mixing  $\tilde{t}_L / \tilde{t}_R$   
 $m_{\text{top}} = 174.3 \text{ GeV} \left\{ \begin{array}{l} \text{-- no mixing : } m_h < 115 \text{ GeV} \rightarrow \text{almost fully excluded by LEP} \\ \text{-- } m_h\text{-max scenario : } m_h < 130 \text{ GeV} \end{array} \right.$
- $H, A, H^\pm$  usually heavier and degenerate for  $m_A > 200 \text{ GeV}$

LEP and Tevatron Run 1 are complementary



## Searches for SUSY particles at LEP and Tevatron and present experimental status :

- short reminder of models and parameters
- main searches at LEP and Tevatron
- other constraints

.... a brief overview ...

Framework : Supergravity models with  $R_p$  conservation

# The MSSM parameters

$M_1, M_2, M_3$  : gaugino SUSY-breaking mass terms (give masses to  $\chi^0, \chi^\pm$ , gluino)

$m_{\tilde{l}_R}, m_{\tilde{l}_L}, m_{\tilde{\nu}_L}, m_{\tilde{q}_R}, m_{\tilde{q}_L}$  : sfermion SUSY-breaking mass terms

$m_A$  : pseudoscalar Higgs boson mass

$\tan\beta$  : ratio of vacuum expectation values of the two Higgs doublets

$\mu$  : Higgs mixing parameter

$A_t, A_b, A_\tau, \dots$  : stop/sbottom/stau/... mixing parameters

> 100 parameters → not very predictive ...

→ difficult to use to interpret experimental studies

Introduce some assumptions



Constrained MSSM (CMSSM)

- Gaugino masses  $M_1, M_2, M_3$  unify to a common gaugino mass  $m_{1/2}$  at GUT scale (in the same way as coupling constants of U(1), SU(2), SU(3) unify to  $\alpha_{GUT}$ )
- Sfermion masses unify to a common scalar mass  $m_0$  at GUT scale



CMSSM parameters are (usually ...) :

$m_{1/2}, m_0, m_A, \tan\beta, \mu, A_{t,b,\tau\dots}$

→ widely used to optimize and interpret experimental studies mainly at LEP

- $M_1, M_2, M_3$  masses run from  $m_{1/2}$  at GUT scale to their values at EW scale (through RGE) in the same way as corresponding coupling constants

$$M_i = \frac{\alpha_i}{\alpha_{\text{GUT}}} m_{1/2}$$



$$M_1 \approx 0.5 m_{1/2} \quad ; \quad M_2 \approx 0.8 m_{1/2} \quad ; \quad M_3 \approx 3 m_{1/2}$$

at the EW scale

$\chi^0_1$

$\chi^\pm_1, \chi^0_2$

$\tilde{g}$



typically ...

$$m(\tilde{g}) \approx 3.5 m(\chi^\pm_1, \chi^0_2)$$

$$m(\chi^\pm_1, \chi^0_2) \approx 2 m(\chi^0_1)$$

- Scalar masses depend on  $m_0, m_{1/2}, \dots \rightarrow$  scalar and gaugino masses are related



Introduce more assumptions



Minimal Supergravity (mSUGRA)

Unify Higgs and sfermion sector at the GUT scale  $\rightarrow m_A$  fixed by  $m_0, \dots$

Unify all trilinear couplings at the GUT scale to a common  $A_0$

Radiative EWSB  $\rightarrow$  only sign of  $\mu$  remains free



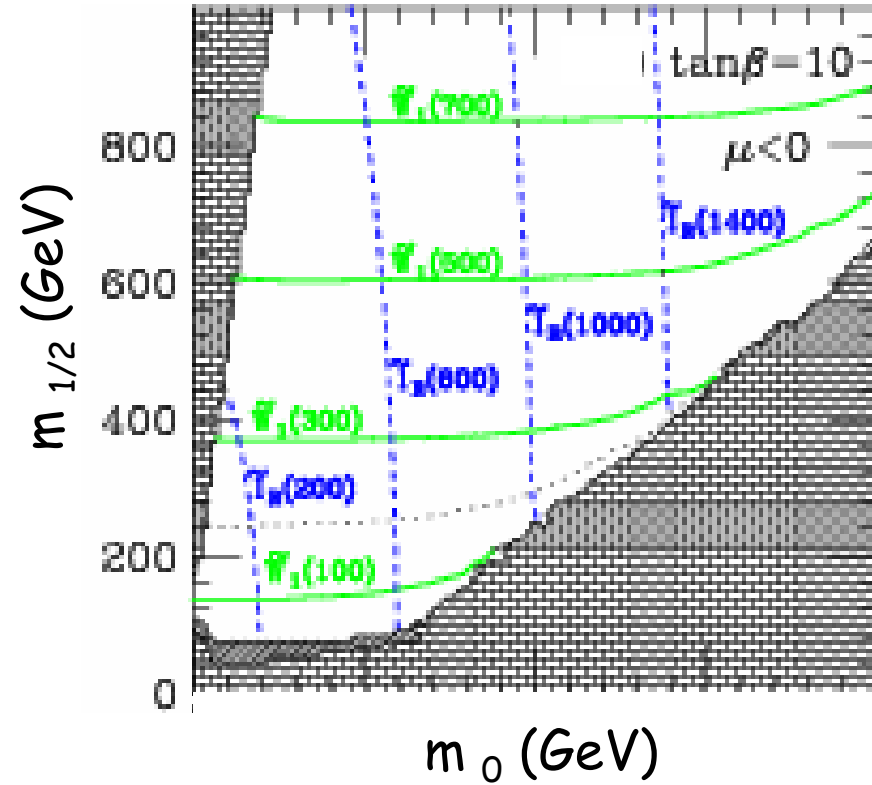
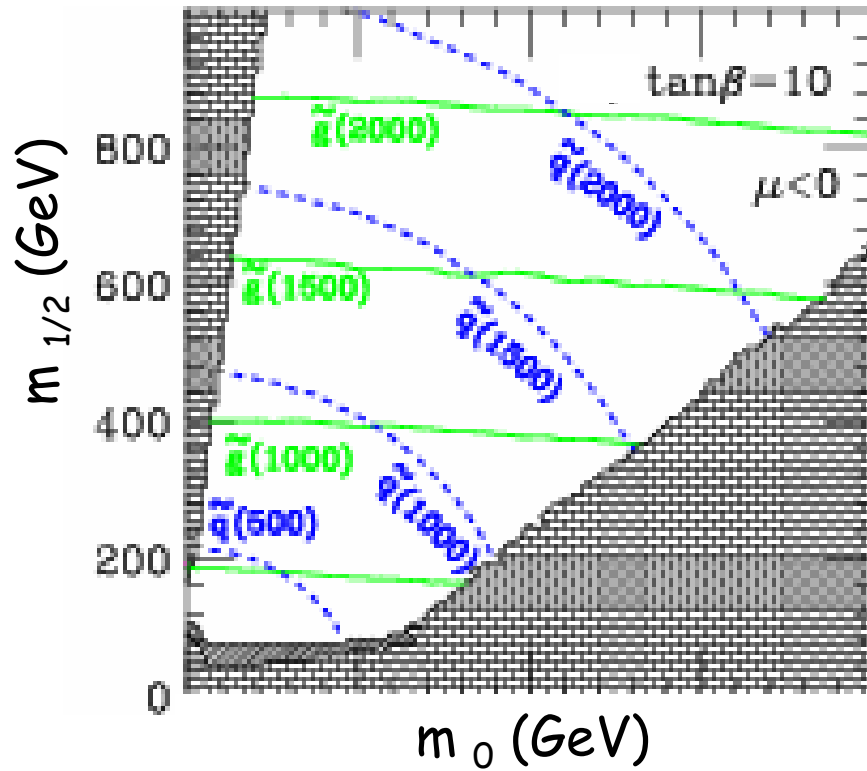
mSUGRA has only 5 parameters :

$m_{1/2}, m_0, \tan\beta, \text{sign}(\mu), A_0$

$\rightarrow$  widely used to optimise and interpret experimental studies mainly at Hadron Colliders

Very predictive but ..... realized in Nature ?

## Mass isolines in mSUGRA



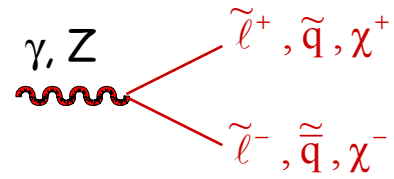
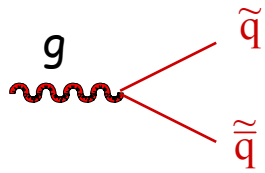
$$m(\tilde{g}) \approx 3m_{1/2}$$

$$m(\tilde{q}) \approx \sqrt{m_0^2 + 6m_{1/2}^2}$$

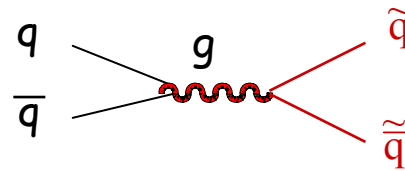
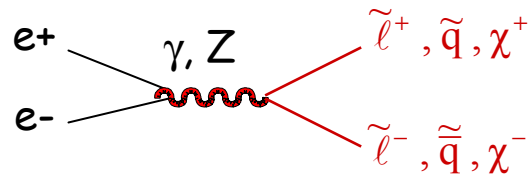
$$m(\chi_1^0) \approx 0.5 m_{1/2}; \quad m(\chi_2^0, \chi^\pm) \approx m_{1/2};$$

$$m(\tilde{\ell}_L^\pm, \tilde{\ell}_R^\pm) \approx \sqrt{m_0^2 + (0.5, 0.15) m_{1/2}^2}$$


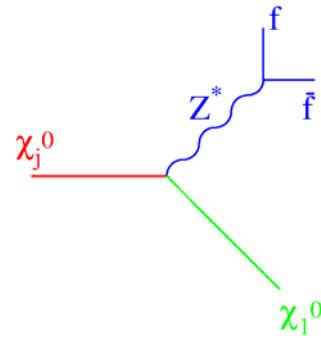
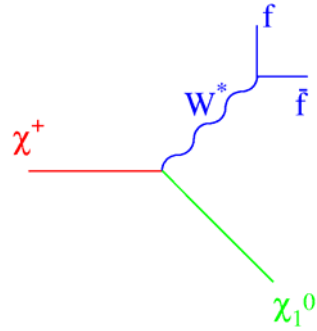
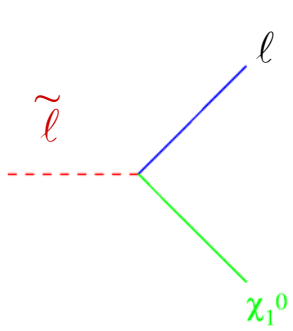
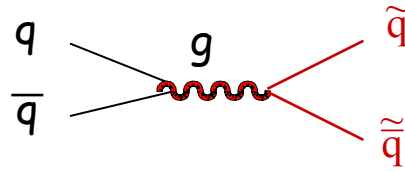
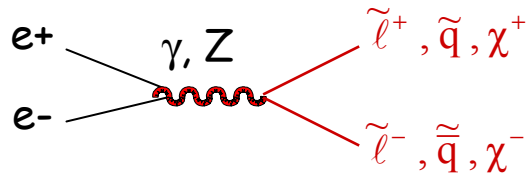
## Examples of experimentally useful couplings and processes



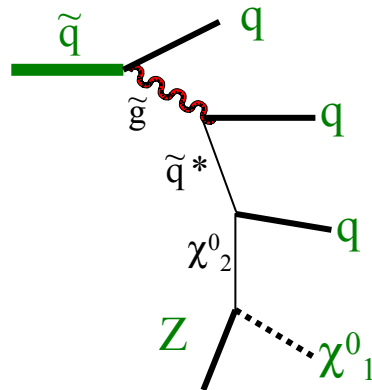
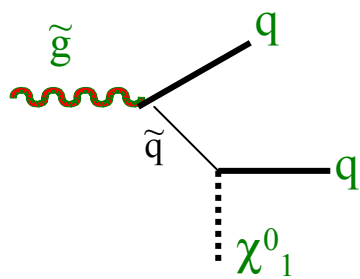
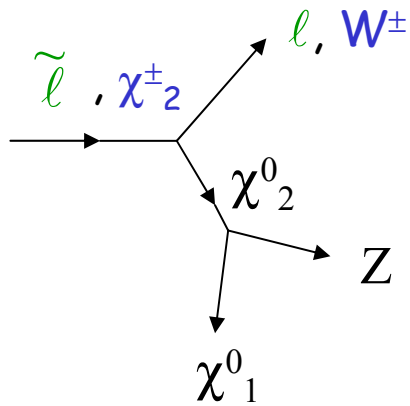

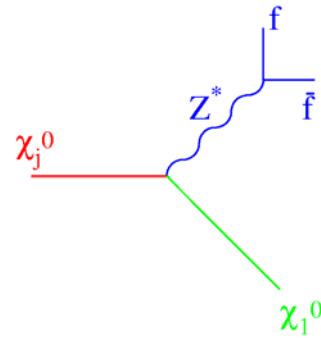
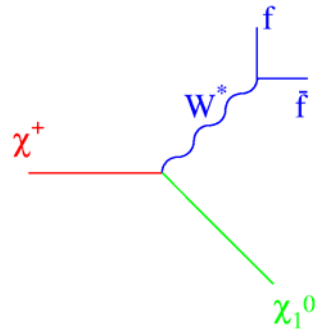
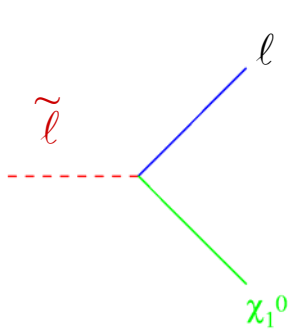
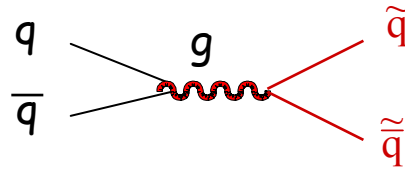
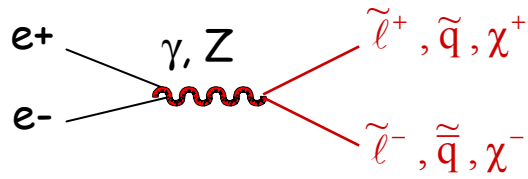
## Examples of experimentally useful couplings and processes



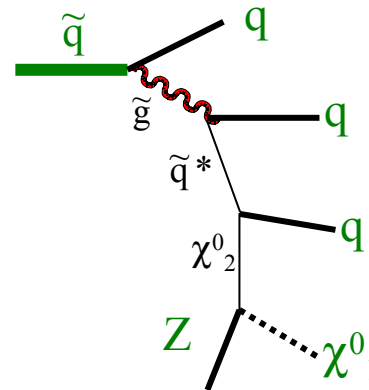
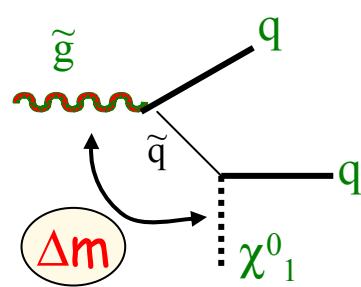
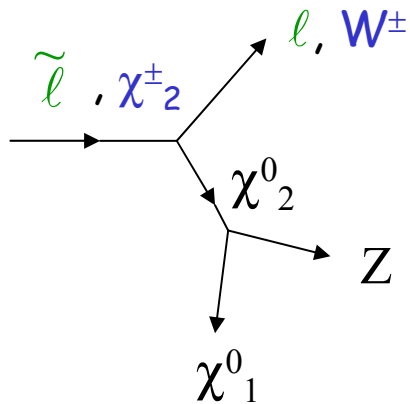

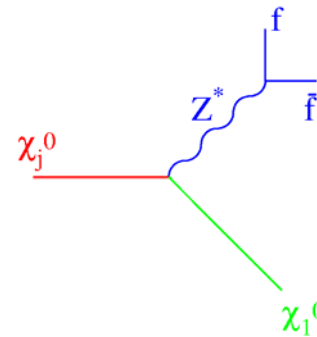
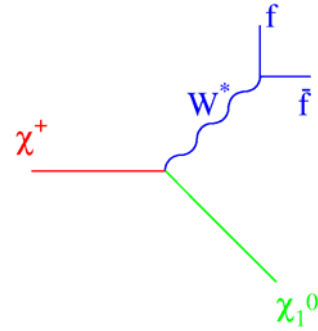
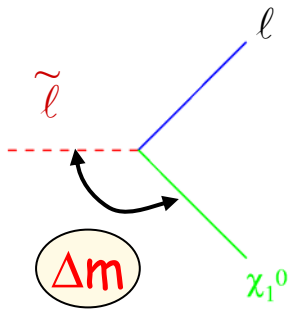
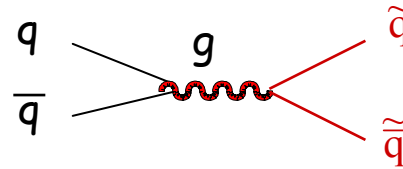
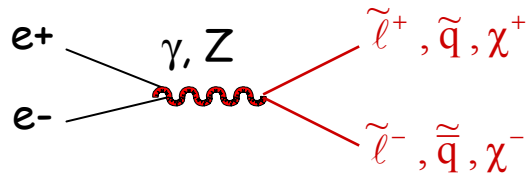
## Examples of experimentally useful couplings and processes



# Examples of experimentally useful couplings and processes

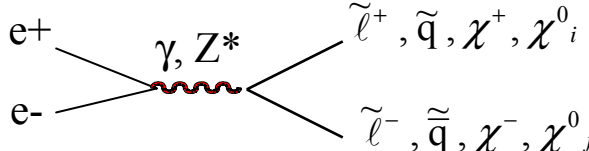
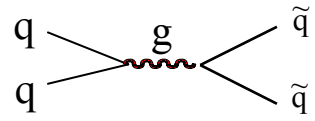


# Examples of experimentally useful couplings and processes



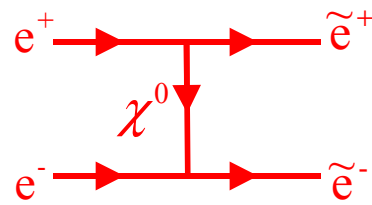
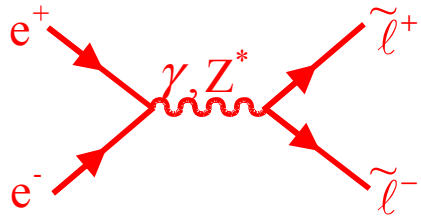
$\chi_1^0 \equiv \text{LSP}$  :  
 stable, weakly interacting  
 → not detected  
 → missing E in final state

Small  $\Delta m$  : little visible energy in final state

$e^+e^-$ Colliders (LEP)	versus	Hadron Colliders (Tevatron)
<p><b>Sparticles produced ~ democratically</b></p> 		<p><b><math>\tilde{q}\tilde{q}, \tilde{q}\tilde{g}, \tilde{g}\tilde{g}</math> dominates</b></p>  <p> <math>\sigma(\tilde{q}, \tilde{g}) \approx 100 \text{ pb}</math>  <math>\sigma(\tilde{e}\tilde{e}) \approx 5 \text{ fb}</math> </p> <p><math>m=150 \text{ GeV}</math></p>
<p><b>Direct decays to LSP dominate:</b>  e.g. <math>\tilde{q} \rightarrow q \chi^0_1, \tilde{l} \rightarrow l \chi^0_1, \chi^\pm \rightarrow W^* \chi^0_1</math>  <b><math>\rightarrow</math> main topology is 2 acoplanar objects + missing E</b></p>		<p><b><math>\tilde{q}, \tilde{g}</math> heavy <math>\rightarrow</math> cascade decays important</b>  e.g. <math>\tilde{g} \rightarrow \tilde{q} q \rightarrow qq \chi^0_2 \rightarrow qq Z \chi^0_1</math>  <b><math>\rightarrow</math> high multiplicity high <math>p_T</math> final states</b></p>
<p><b>Moderate backgrounds</b> (<math>\gamma\gamma \rightarrow ff, WW, ZZ</math>)</p>		<p><b>Huge backgrounds</b> (QCD, W/Z+jets)</p>
<p><b>Sensitive to:</b></p> <ul style="list-style-type: none"> <li>-- ~ all kinematically accessible <math>\tilde{p}</math></li> <li>-- ~ all decay modes</li> <li>-- <math>\Delta m = m(\tilde{p}) - m(\chi^0_1) \approx \text{GeV}</math> (small visible E)</li> </ul>		<p><b>Sensitive to:</b></p> <ul style="list-style-type: none"> <li>-- <math>\tilde{q}, \tilde{g}</math> (high <math>\sigma</math>, heavy, clear signature)</li> <li>and <math>\chi^\pm_1 \chi^0_2 \rightarrow 3 \ell</math> (clean signature)</li> <li>-- <math>\Delta m \gg 10 \text{ GeV}</math> (large visible E needed)</li> </ul>
<p><b>Mass reach <math>m \leq \sqrt{s}/2</math> for ~ any sparticle over most accessible parameter space</b></p> <p style="text-align: center;"><math>\oplus</math></p> <p><b>Combining more searches <math>\rightarrow</math> absolute limits (e.g. LSP)</b></p>		<p><b>High mass reach for <math>\tilde{q}, \tilde{g}</math> (Run 1 ~ 300 GeV) but holes in parameter space</b></p> <p><b><math>\rightarrow</math> ~ no absolute limit</b></p>

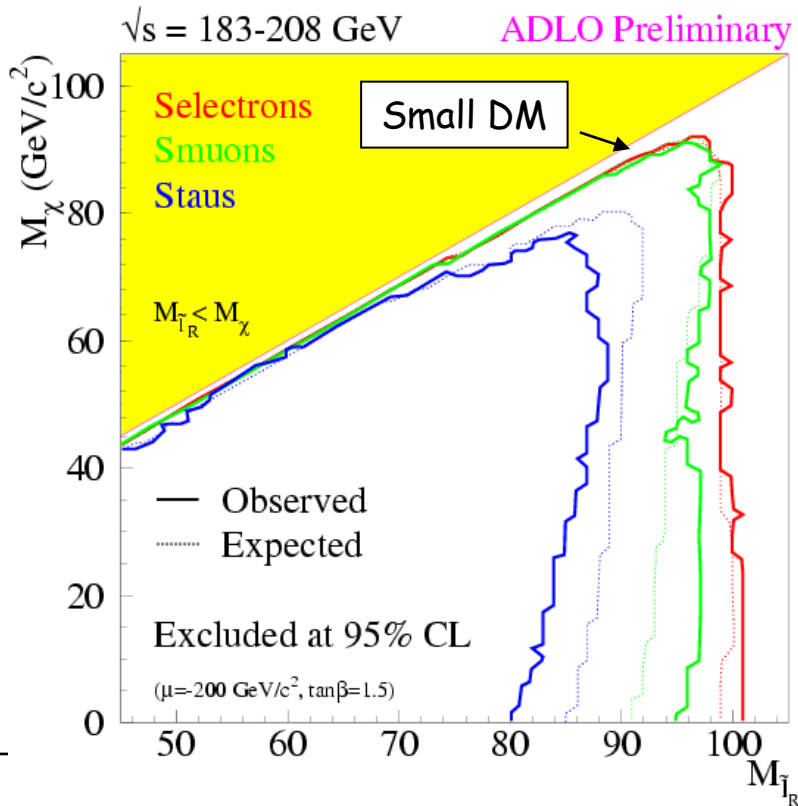
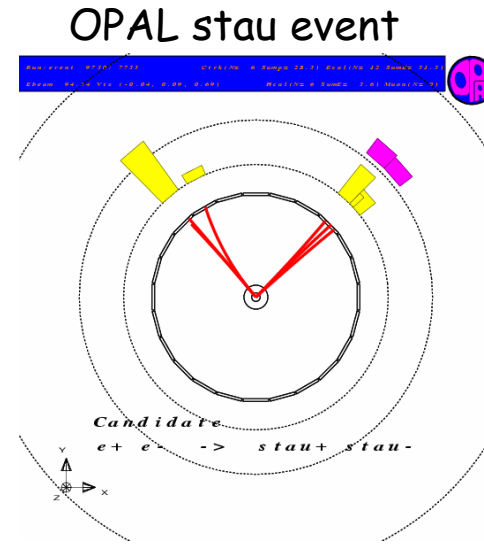


# Slepton searches at LEP



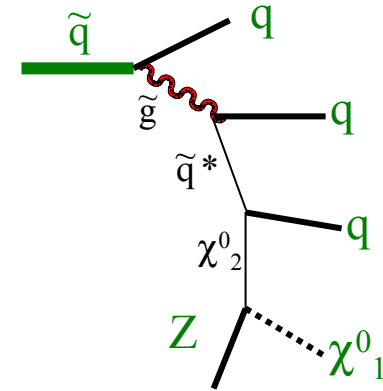
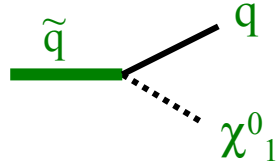
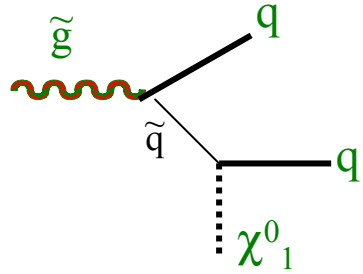
$\tilde{l} \rightarrow l \chi^0_1 \rightarrow$  2 acoplanar leptons + missing E  $\rightarrow$

Main background : WW (well known  $\rightarrow$  subtracted)



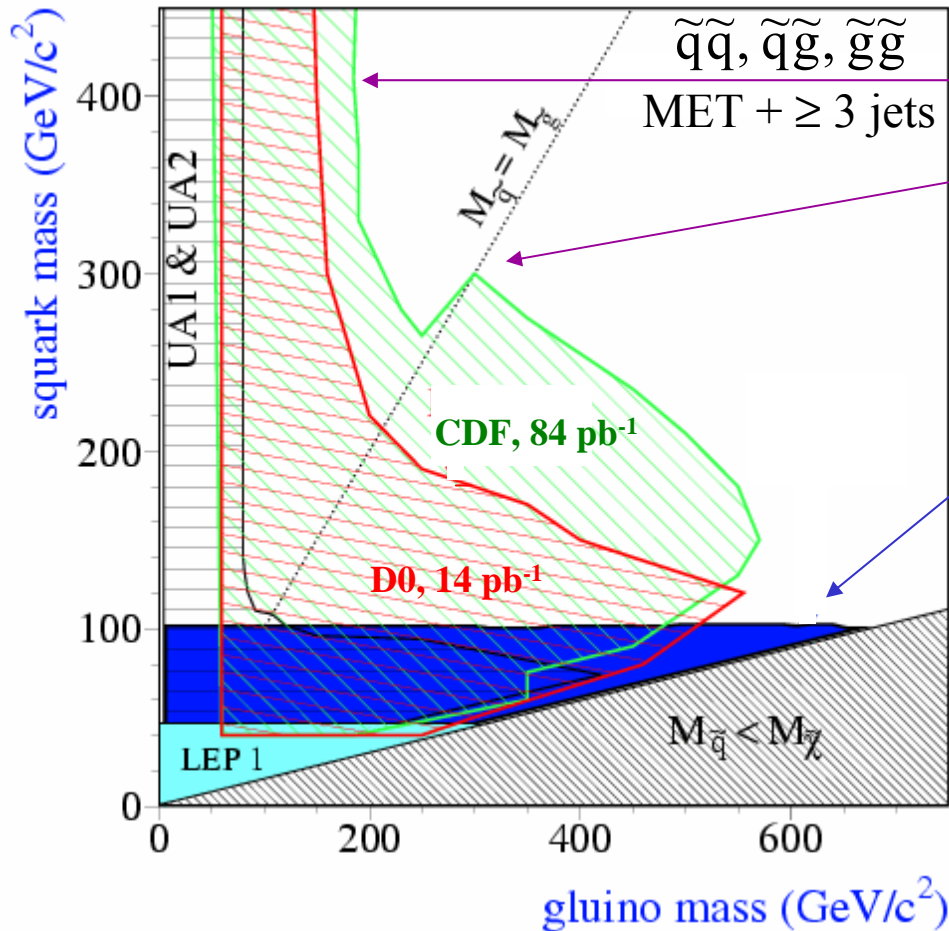
- Scalars :  $\sigma \sim \beta^3/s \rightarrow$  need L to reach kinematic limit
- Smuon and stau limits are  $\sim$  model-independent
- Tevatron has no sensitivity (small cross-sections, large backgrounds)

# Squark and gluino searches at Tevatron



→ signature for  $\tilde{q}\tilde{q}, \tilde{g}\tilde{g}, \tilde{q}\tilde{g}$  production at Tevatron is

$$E_T^{\text{miss}} (\text{MET}) + n \text{ jets} + m \text{ leptons } (\ell = e, \mu)$$



$m(\tilde{g}) > 195 \text{ GeV}$

$m(\tilde{q}) \approx m(\tilde{g}) > 300 \text{ GeV}$

2 searches :  
 $\text{MET} > 70 \text{ GeV} + 2 \text{ jets} + 2 \ell$   
 $\text{MET} > 70 \text{ GeV} + \geq 3 \text{ jets}$

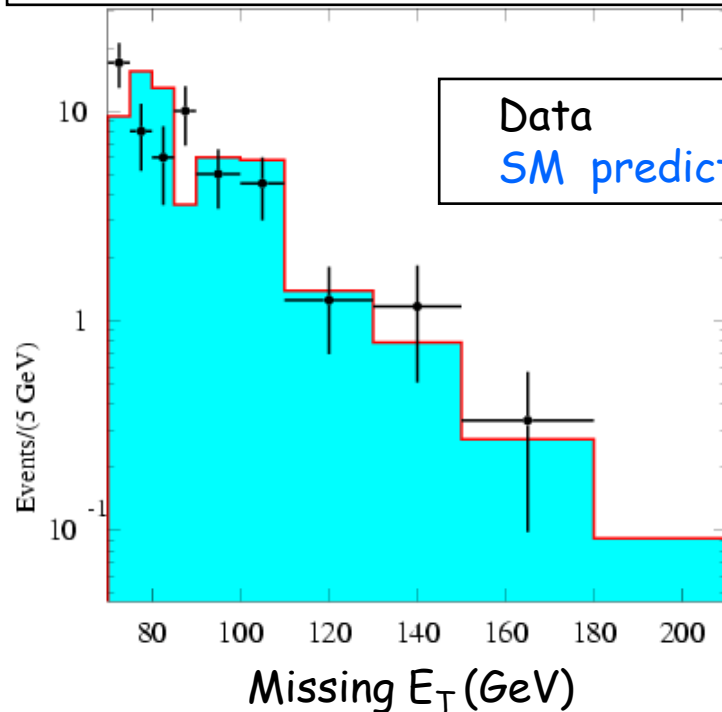
$\tilde{q}\tilde{q}$  searches at LEP

Tevatron not sensitive to  
 $\Delta m(\tilde{q} - \chi^0_1) < 25 \text{ GeV}$

Main backgrounds to SUSY searches in Jets + MET topology at Hadron Colliders from:

- W/Z + jets with  $Z \rightarrow \nu\nu$ ,  $W \rightarrow \tau\nu$  ;  $t\bar{t}$ ; etc.
- QCD multijet events with fake MET from jet mismeasurements (detector resolution, cracks)

CDF,  $84 \text{ pb}^{-1}$ , MET  $>70 \text{ GeV}$  +  $\geq 3$  jets sample

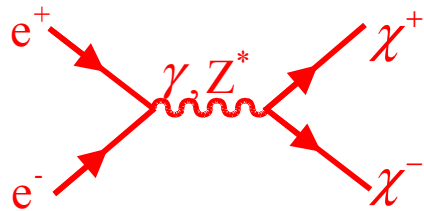


Data : 74 events  
SM prediction :  $76 \pm 13$  events (35 W/Z/ $t\bar{t}$  + 41 QCD)

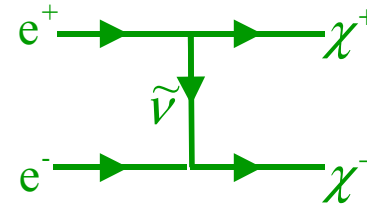
Understanding the missing  $E_T$  spectrum (and tails from instrumental effects) is one of most crucial and difficult experimental issues for SUSY searches at Hadron Colliders

# Chargino searches at LEP

Large  $m_0$  ( $\tilde{l}$  are heavy)

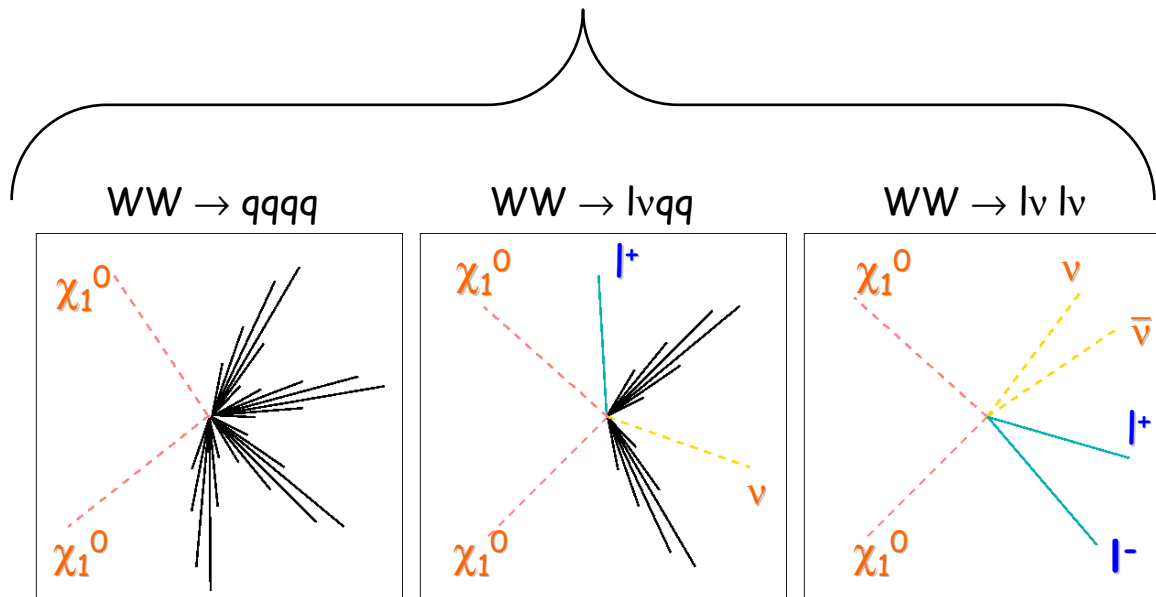


Small  $m_0$  ( $\tilde{l}$  are light)



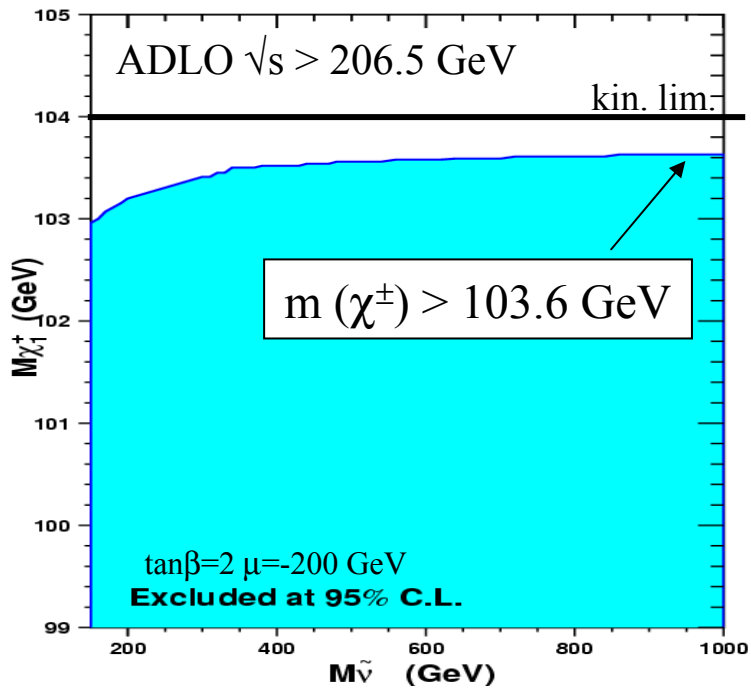
$$\chi^+ \chi^- \rightarrow W^* \chi_1^0, W^* \chi_1^0,$$

$$\chi^+ \chi^- \rightarrow l^+ \tilde{\nu} l^- \tilde{\nu} \rightarrow l^+ \nu \chi_1^0, l^- \nu \chi_1^0,$$

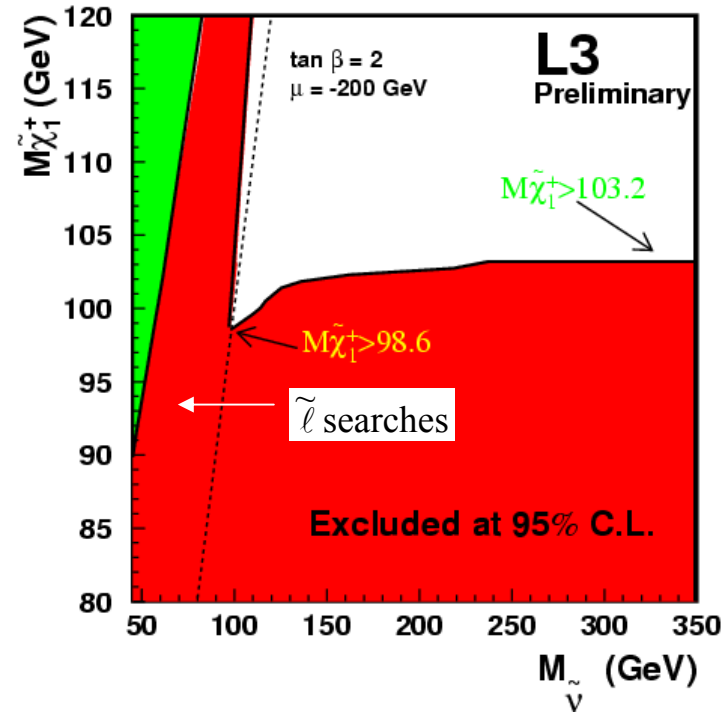


Main backgrounds ( $WW, ZZ$ ) can be rejected asking e.g. for a **large missing mass** in final state

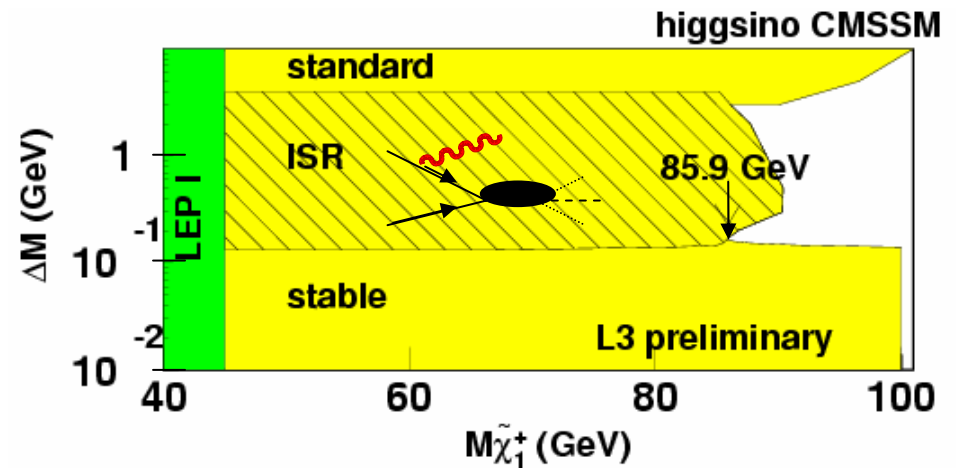
"Easy case" : large scalar masses



Two difficult cases :  
1) small scalar masses



2) very small  $\Delta m (\chi^\pm - \chi^0)$

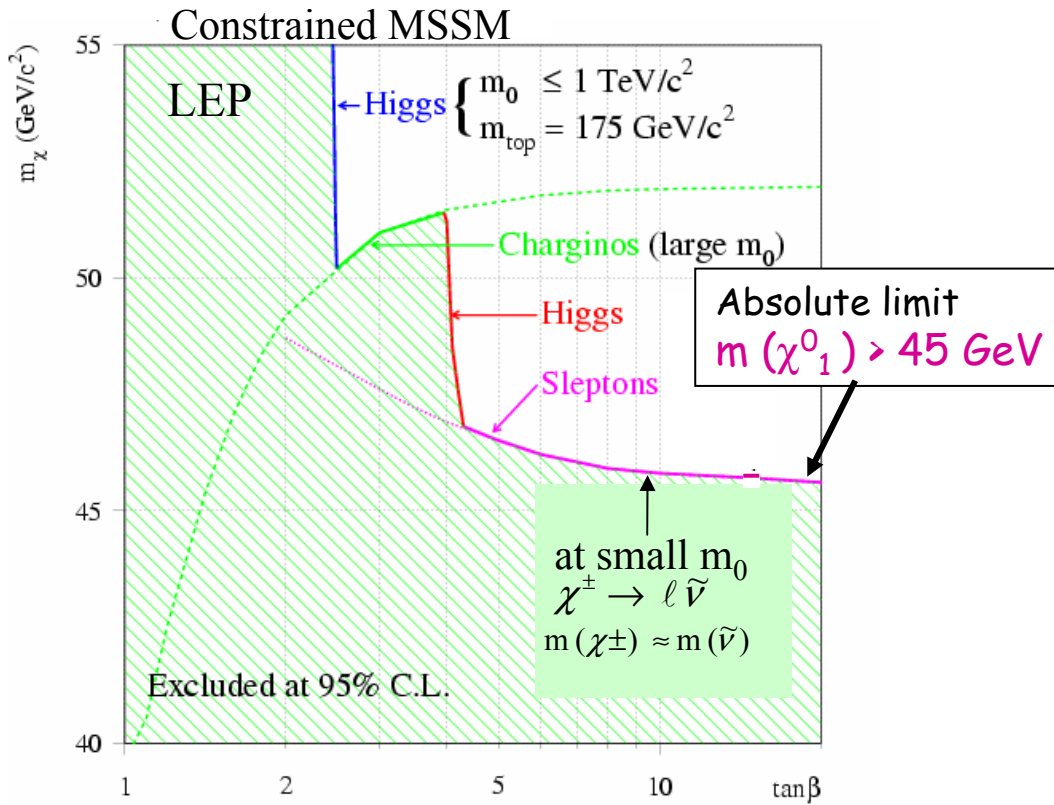


Tevatron Run 1:  
searches ( $\chi^\pm_1 \chi^0_2 \rightarrow 3l$ ) in  
general not competitive

# Absolute limit on the LSP at LEP

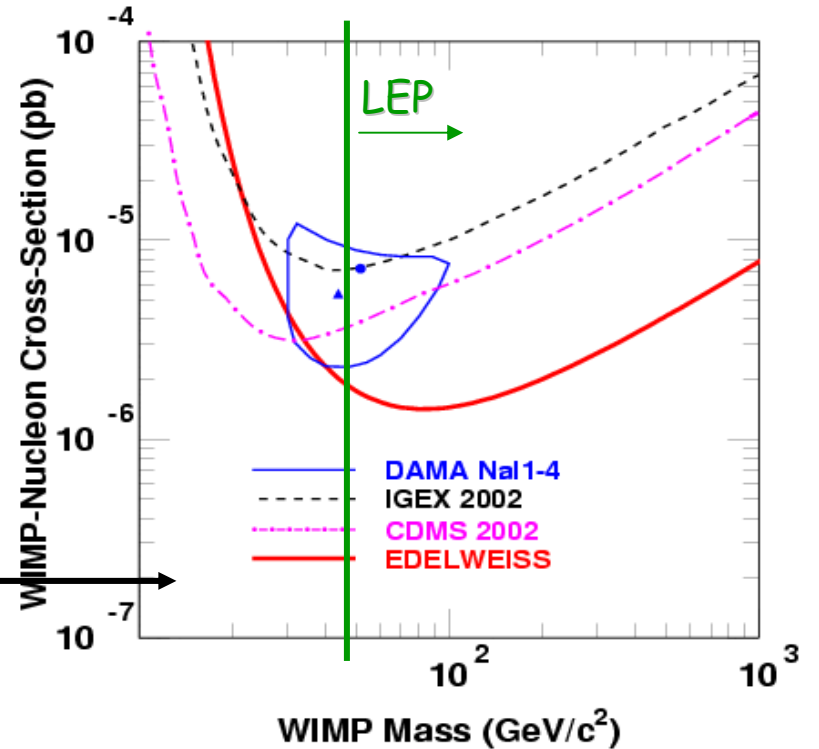
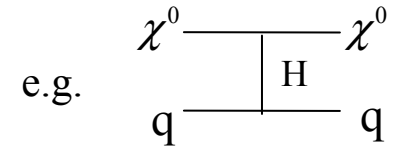
Cosmological implications :  $\chi^0_1$  is best candidate for cold dark matter

$\chi^0_1\chi^0_1$  production not observable  $\rightarrow$  indirect limit from interplay of constraints in parameter space from other searches (e.g.  $\tilde{\ell}\tilde{\ell}, \chi^+\chi^-, h$ )

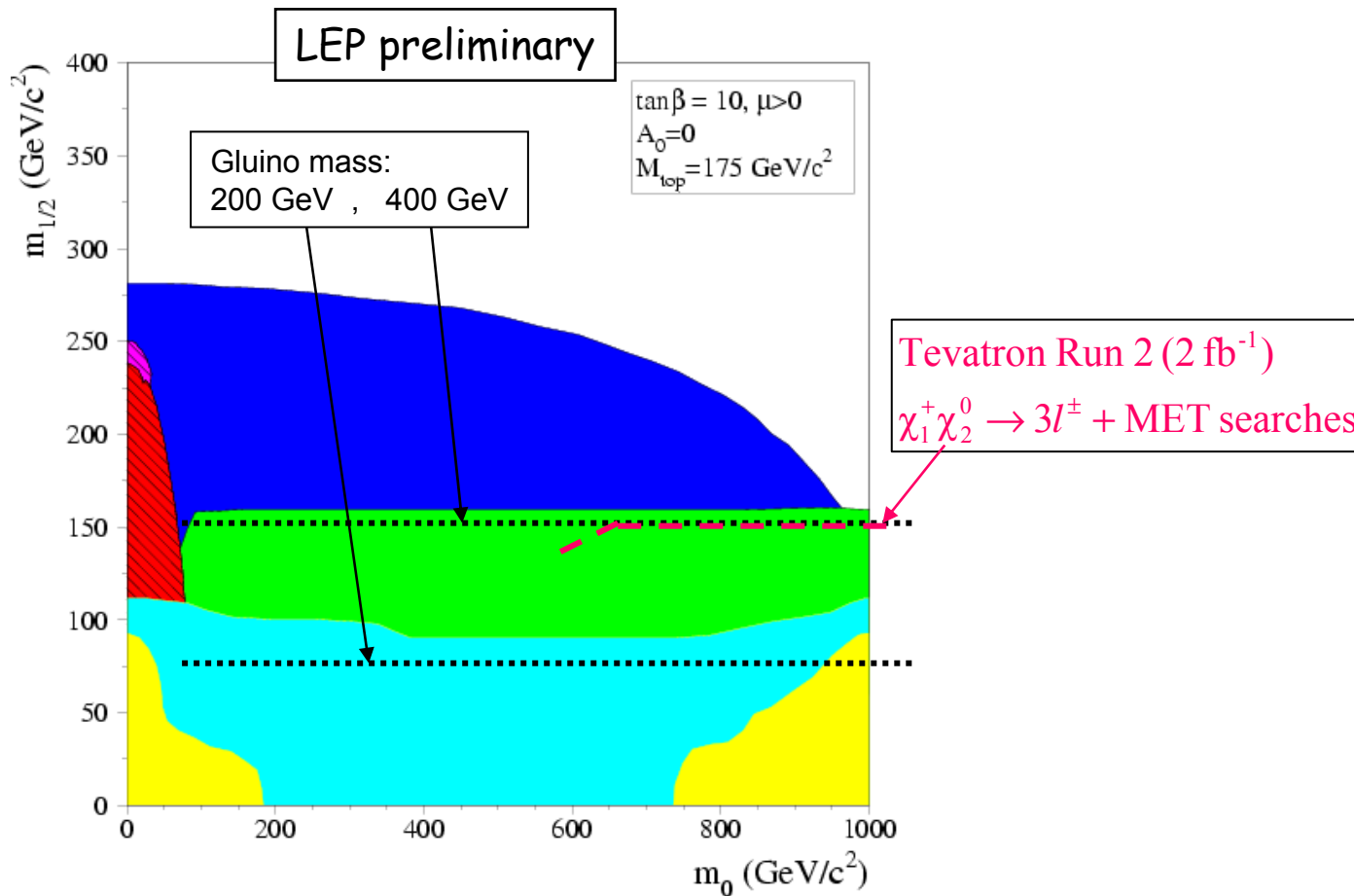


Interplay/complementarity between accelerator limits and dark matter experiments

Direct searches for cold dark matter (WIMPS) through neutralino-nuclei scattering



# Interpretation of results : constraining the mSUGRA parameter space ...



Regions excluded by:

1. *Theory*
2. *Z width from LEP1*
3. *Charginos*
4. *Sleptons*
5. *Higgs*
6. *Stable staus*

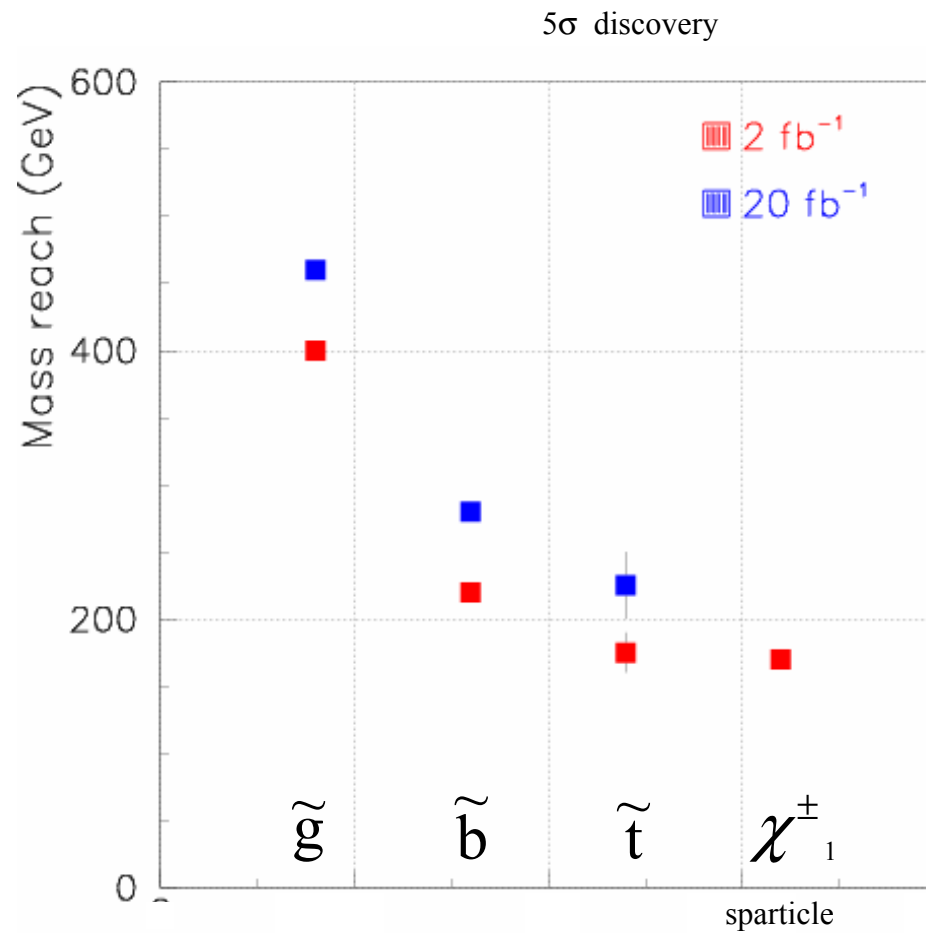
mSUGRA :  $m_h$  depends on  $m_0, m_{1/2}$

Note :  $m(\tilde{g}) \approx 3 m_{1/2}$   
 $m(\chi_{\pm 1}^\pm) \approx m_{1/2}$



$m(\chi^\pm) > 100 \text{ GeV}$  limit (from LEP) provides similar constraint on parameter space as  $m(\text{gluino}) > 400 \text{ GeV}$  (reach of Tevatron Run 2 ...)

# Sprospects at the Tevatron Run 2



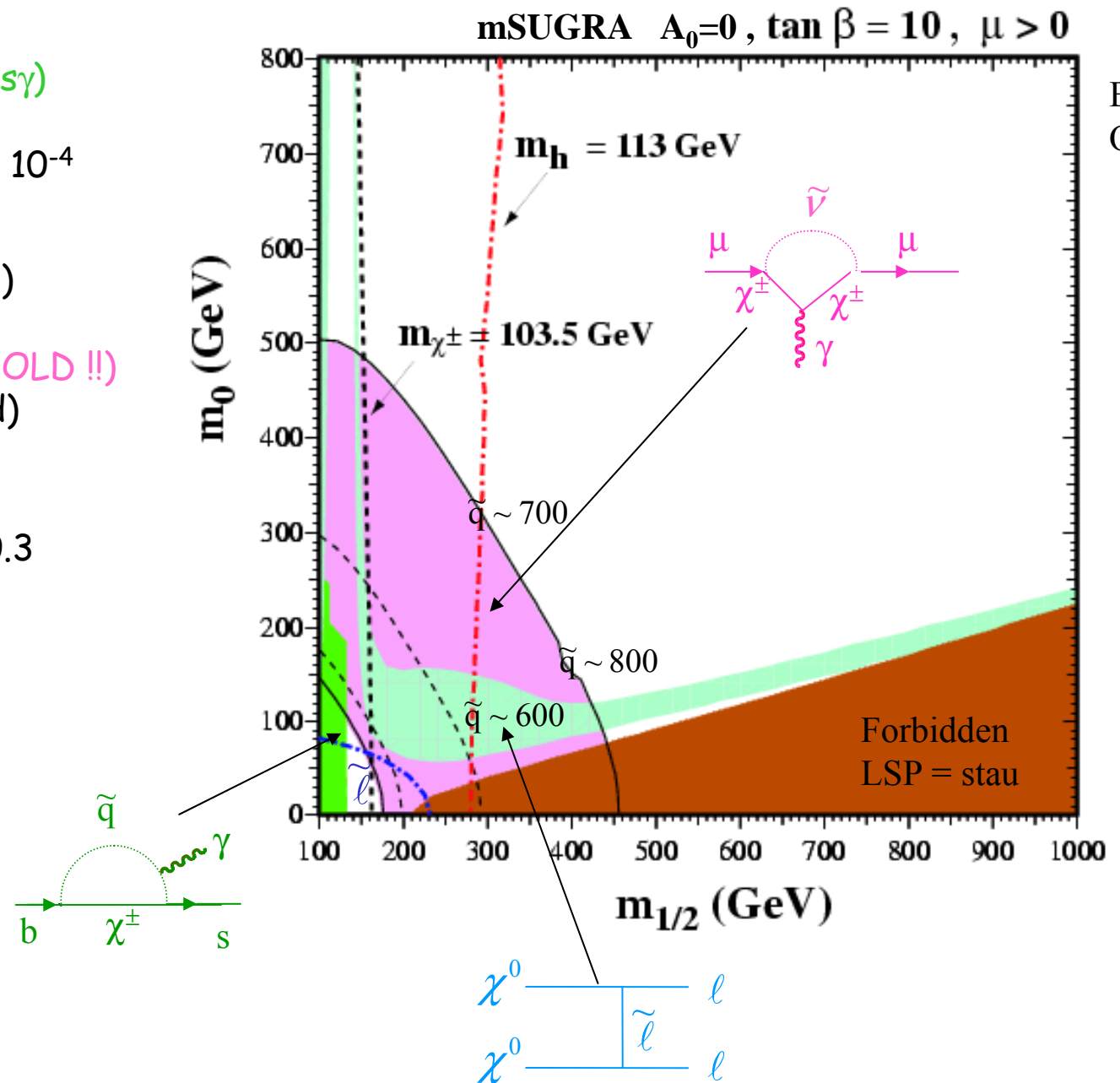


# Combining Colliders with other "constraints" ....

■ **Disfavoured by BR ( $b \rightarrow s\gamma$ )**  
 from CLEO, BELLE  
 $BR(b \rightarrow s\gamma) = (3.2 \pm 0.5) \cdot 10^{-4}$   
 used here

■ **Favoured by  $g_\mu - 2$  (E821)**  
 assuming that  
 $\delta\alpha_\mu = (43 \pm 16) \cdot 10^{-10}$  (OLD !!)  
 is from SUSY ( $\pm 2 \sigma$  band)

■ **Favoured by cosmology**  
 assuming  $0.1 \leq \Omega_\chi h^2 \leq 0.3$

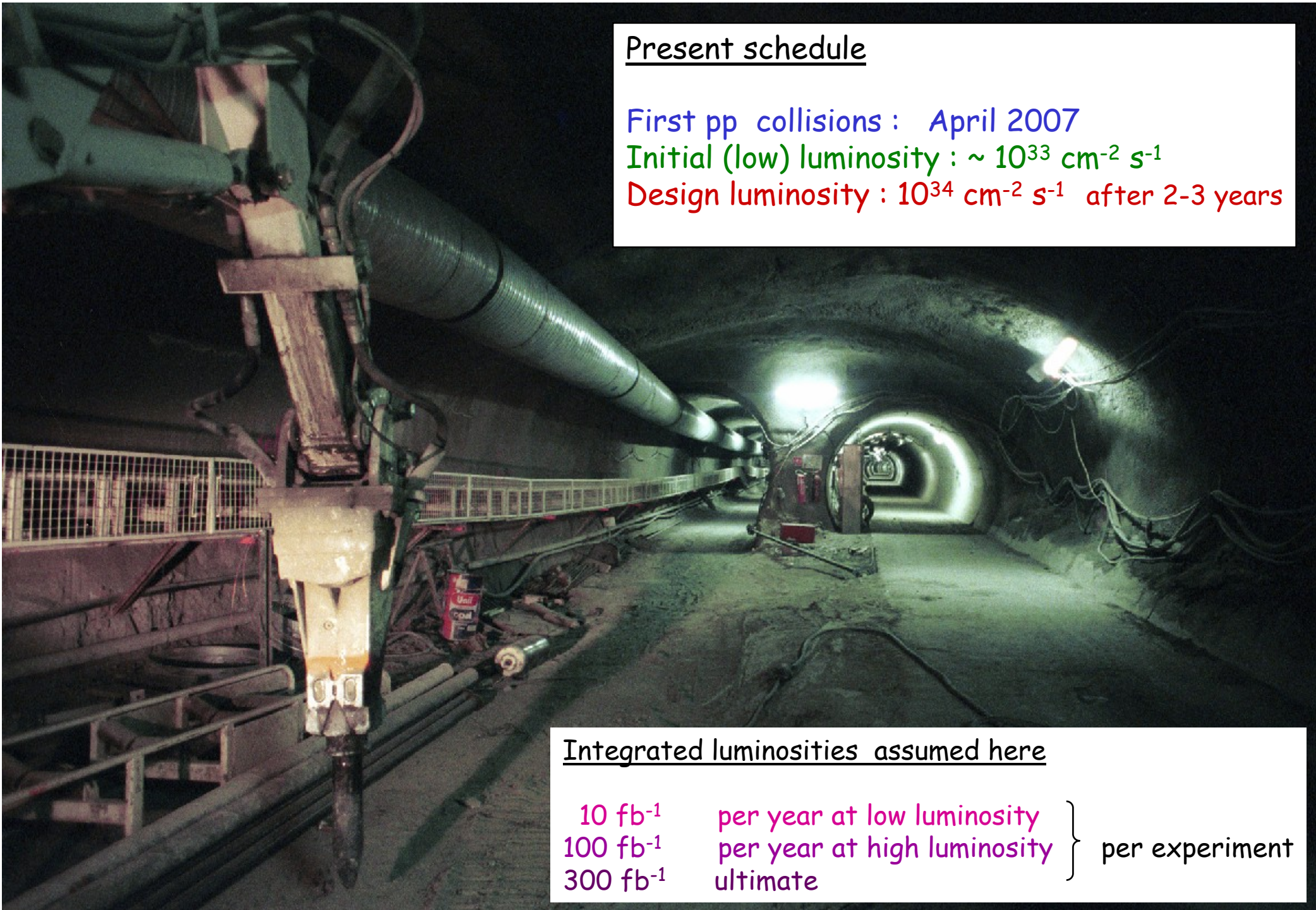


## Brief introduction to the LHC :

- the environment
- the main physics challenges
- ATLAS and CMS detectors
- examples of performance relevant to SUSY



Copyright (c) 2002 Editions Albert René / Goscinny-Uderzo



Present schedule

First pp collisions : April 2007

Initial (low) luminosity :  $\sim 10^{33} \text{ cm}^{-2} \text{ s}^{-1}$

Design luminosity :  $10^{34} \text{ cm}^{-2} \text{ s}^{-1}$  after 2-3 years

Integrated luminosities assumed here

10 fb <sup>-1</sup>	per year at low luminosity	} per experiment
100 fb <sup>-1</sup>	per year at high luminosity	
300 fb <sup>-1</sup>	ultimate	

Expected event rates at production in ATLAS or CMS at  $L = 10^{33} \text{ cm}^{-2} \text{ s}^{-1}$

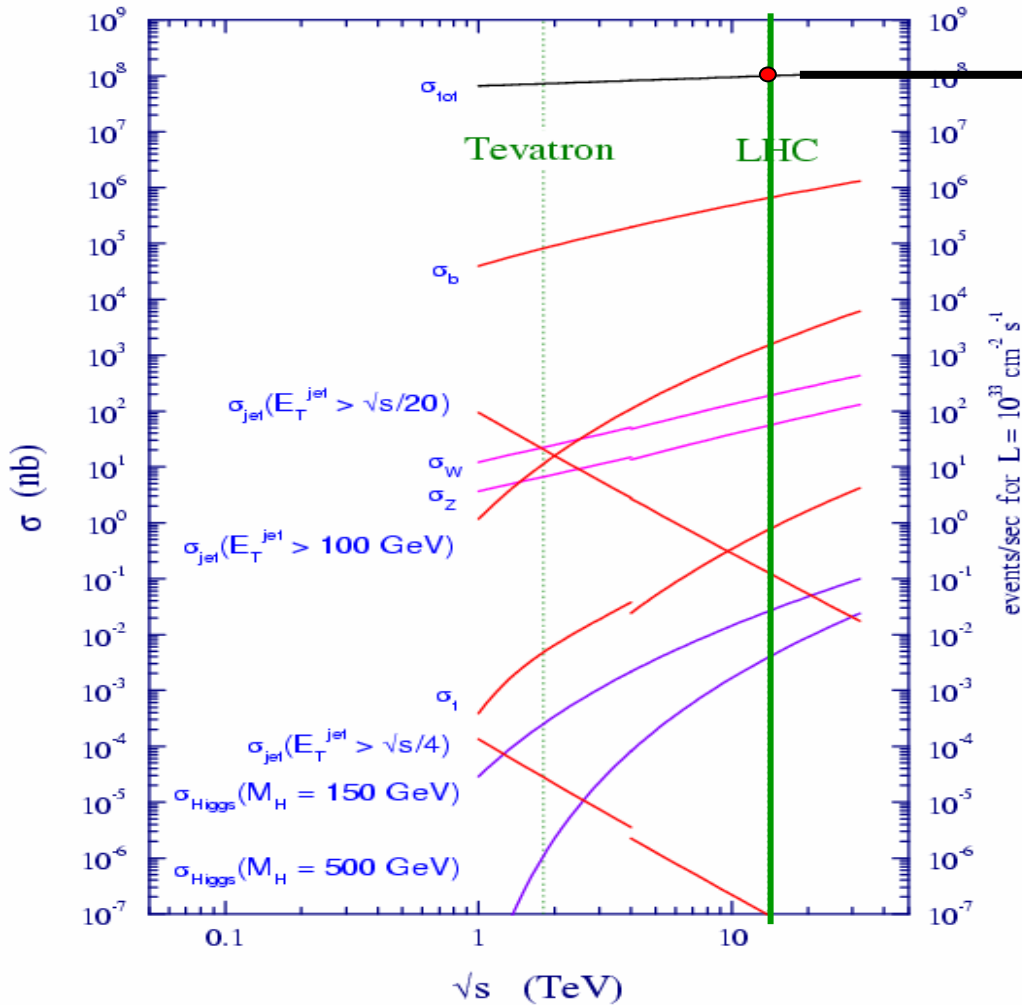
Process	Events/s	Events /year ( $10 \text{ fb}^{-1}$ )	<u>Total statistics collected</u> at previous machines by 2007
$W \rightarrow e\nu$	15	$10^8$	$10^4$ LEP / $10^7$ Tevatron
$Z \rightarrow ee$	1.5	$10^7$	$10^7$ LEP
$t\bar{t}$	1	$10^7$	$10^4$ Tevatron
$b\bar{b}$	$10^6$	$10^{12} - 10^{13}$	$10^9$ Belle/BaBar ?
H $m=130 \text{ GeV}$	0.02	$10^5$	?
$\tilde{g}\tilde{g}$ $m=1 \text{ TeV}$	0.001	$10^4$	---
Black holes $m > 3 \text{ TeV}$ ( $M_D=3 \text{ TeV}, n=4$ )	0.0001	$10^3$	---


 -- LHC is a B-factory, top factory, W/Z factory, Higgs factory, SUSY factory, ...  
 -- **ultimate mass reach for singly-produced particles :  $\approx 5 \text{ TeV}$**

However ... this is not for free ...  $\Rightarrow$  two main problems

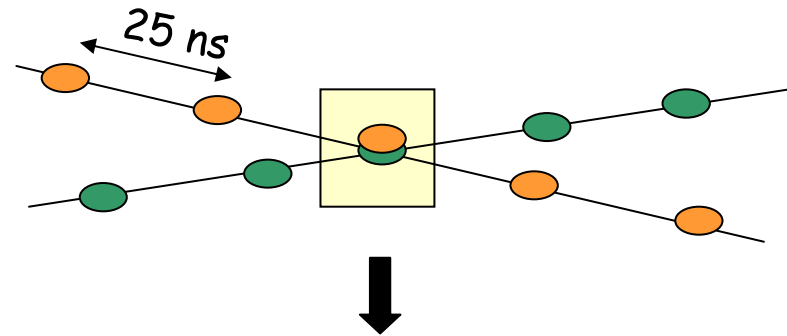
pile-up

1



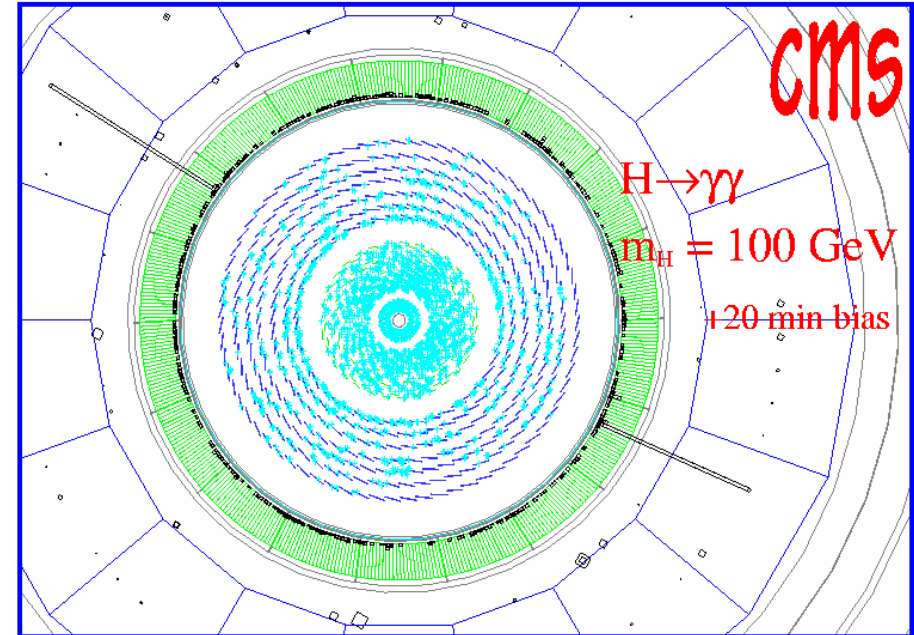
Event rate in ATLAS, CMS :  
 $N = L \times \sigma_{\text{inelastic}}(\text{pp}) \approx 10^{34} \text{ cm}^{-2} \text{ s}^{-1} \times 70 \text{ mb}$   
 $\approx 10^9 \text{ interactions/s}$

Proton bunch spacing : 25 ns



$\sim 25$  inelastic (low- $p_T$ ) events ("minimum bias")  
 produced on average in the detectors at  
 each bunch crossing  $\rightarrow$  pile-up

At each crossing :  $\sim 1000$  charged particles  
produced over  $|\eta| < 2.5$   
However :  $\langle p_T \rangle \approx 500 \text{ MeV} \rightarrow$  applying  $p_T$  cut  
allows extraction of interesting events



- Impact on detector requirements:

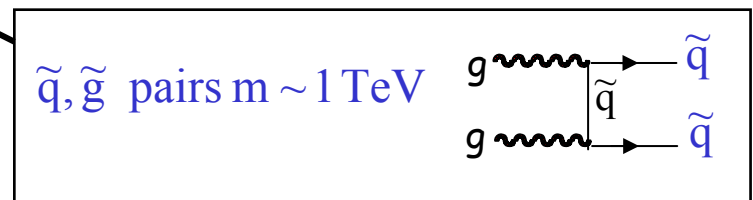
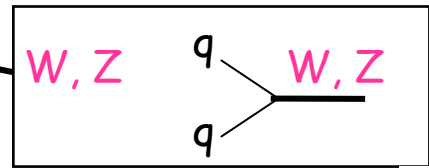
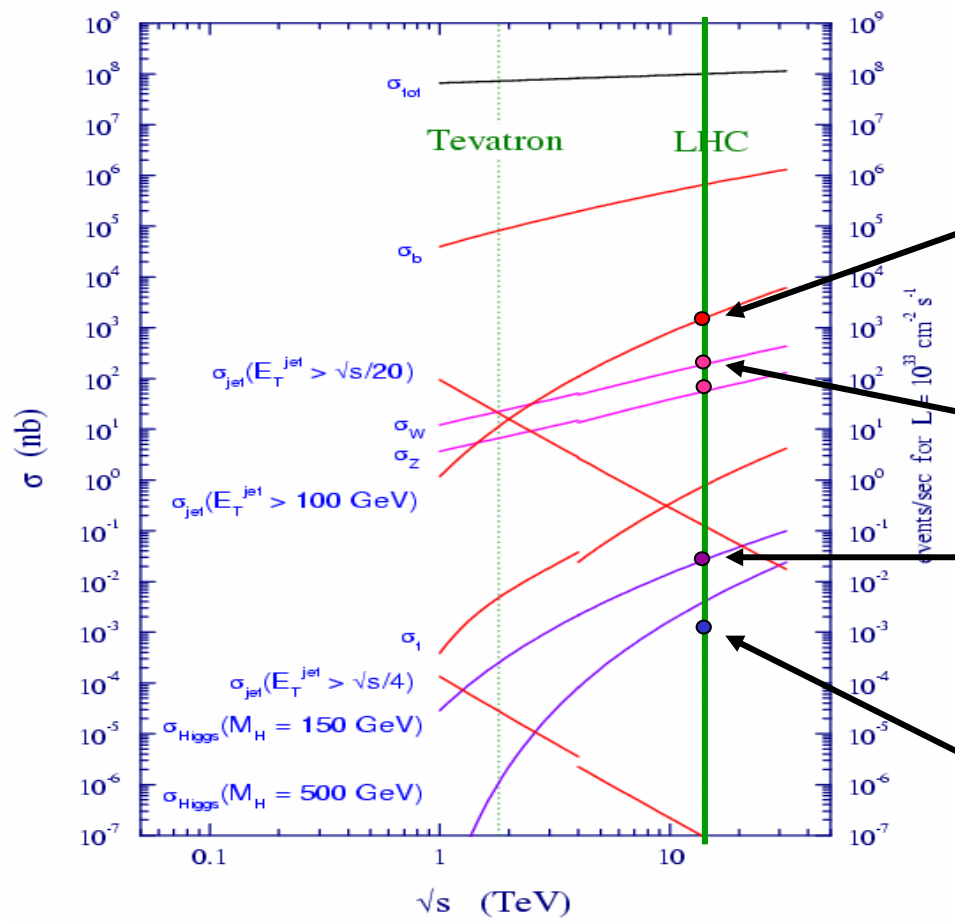
- fast response :  $\sim 50 \text{ ns}$
- granularity  $\rightarrow 10^8$  channels
- radiation resistance (up to  $10^{16} \text{ n/cm}^2/\text{year}$  in forward calorimeters)

- Impact on physics:

- general performance deterioration (lower efficiencies, higher fakes, worse resolutions)
- tracking and pattern recognition more challenging
- additional contribution to calorimeter energy resolution (e.g. big impact on missing  $E_T$  resolution !)

Note : quiet environment at low luminosity (Tevatron-like)


Huge (QCD) backgrounds



- No hope to observe light objects ( $W, Z, H?$ ) in fully-hadronic final states  $\rightarrow$  rely on  $\ell, \gamma$
- Fully-hadronic final states can be triggered at affordable rate and possible signals (e.g. SUSY) extracted from backgrounds only with hard  $O(100 \text{ GeV})$   $p_T$  cuts  $\rightarrow$  works only for heavy objects
- Mass resolutions of  $\sim 1\%$  ( $10\%$ ) needed for  $\ell, \gamma$  (jets) to extract tiny signals from backgrounds
- Excellent particle identification: e.g.  $e/\text{jet}$  ratio  $p_T > 20 \text{ GeV}$  is  $10^{-3}$  ( $10^{-5}$ ) at  $\sqrt{s} = 2 \text{ TeV}$  ( $14 \text{ TeV}$ )  $\rightarrow e^\pm$  identification in ATLAS, CMS must be  $\sim 100$  times better than CDF, D0

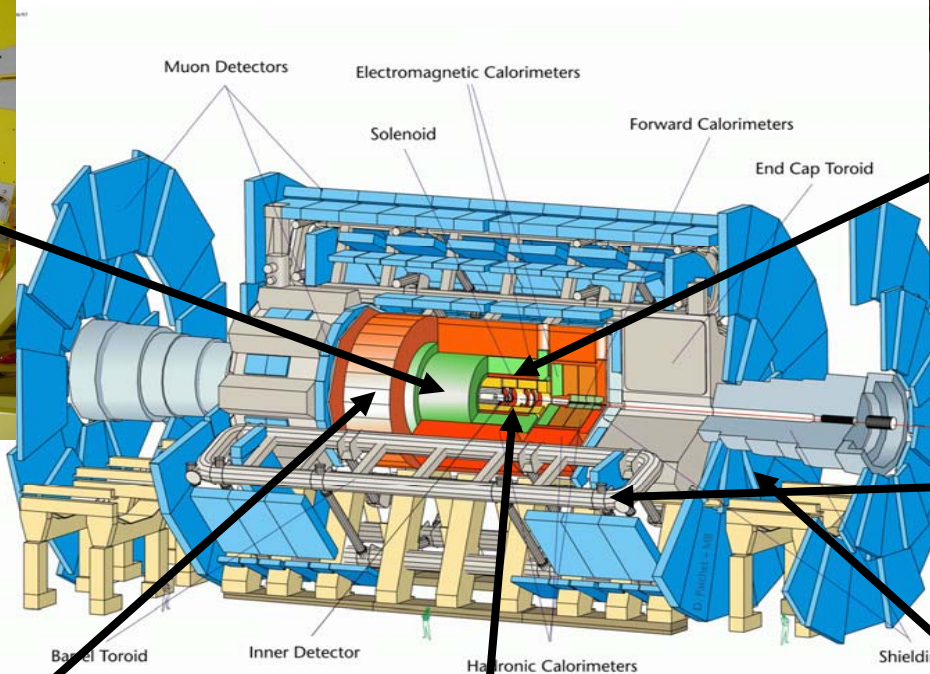
Note : dynamic range  $\sim 1 \text{ GeV} \rightarrow \text{few TeV}$

# ATLAS



Barrel LAr ECAL


Length : ~40 m  
Radius : ~10 m  
Weight : ~ 7000 tons



Solenoid




Barrel coil cryostat



Tilecal





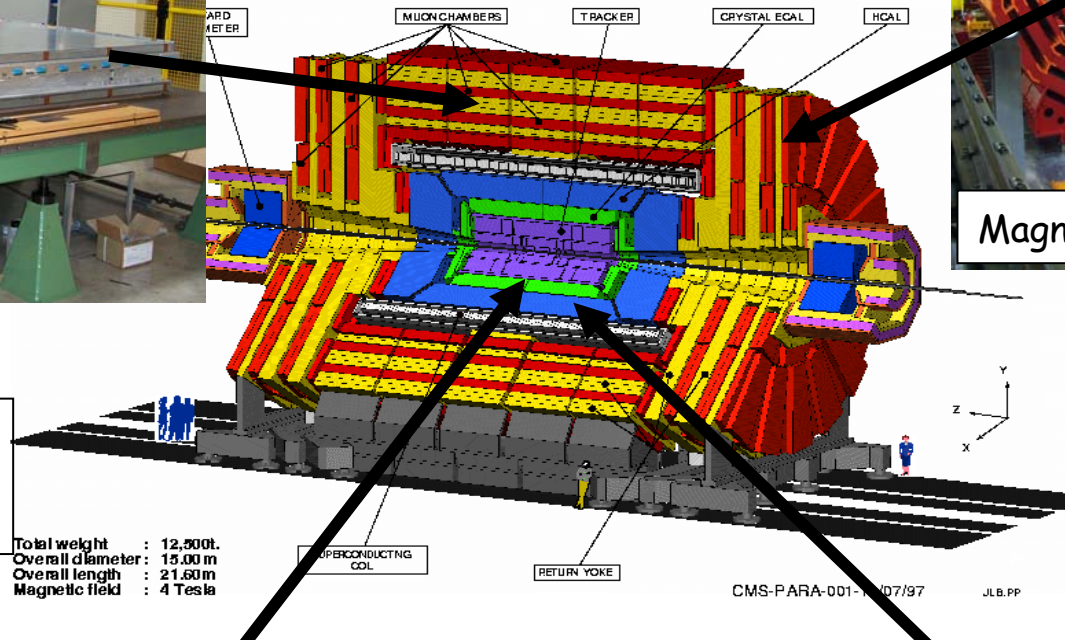

TRT end-cap wheel



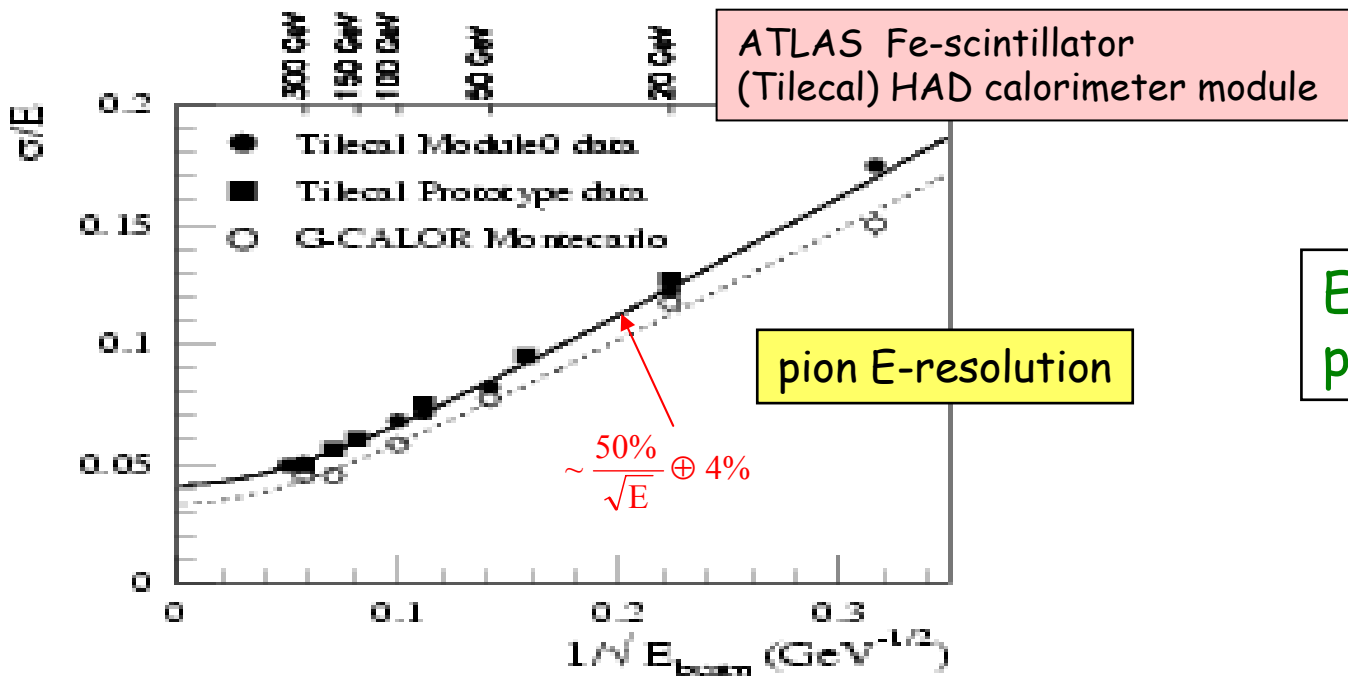
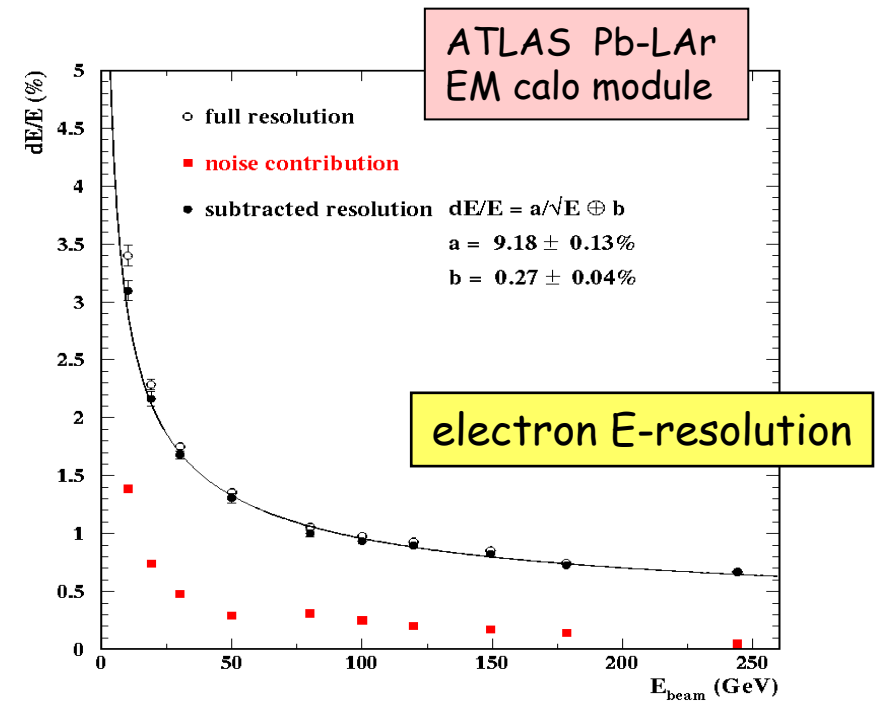
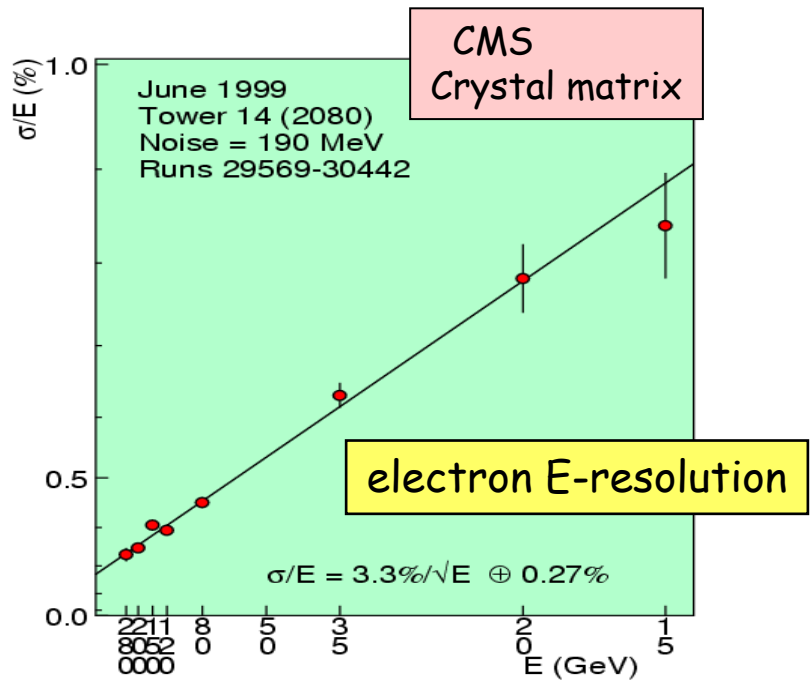
Muon end-cap chamber



# CMS



	ATLAS	CMS
MAGNET (S)	Air-core toroids + solenoid in inner cavity Calorimeters outside field 4 magnets	Solenoid Calorimeters inside field 1 magnet
TRACKER	Si pixels + strips TRD → particle identification B= 2T $\sigma/p_T \sim 5 \times 10^{-4} p_T(\text{GeV}) \oplus 0.01$	Si pixels + strips No particle identification B= 4T $\sigma/p_T \sim 1.5 \times 10^{-4} p_T(\text{GeV}) \oplus 0.005$
EM CALO	Pb-liquid argon $\sigma/E \sim 10\%/\sqrt{E}$ uniform longitudinal segmentation	PbWO <sub>4</sub> crystals $\sigma/E \sim 3-5\%/\sqrt{E}$ no longitudinal segmentation
HAD CALO	Fe-scint. + Cu-liquid argon (10 λ) $\sigma/E \sim 50\%/\sqrt{E} \oplus 0.03$	Brass-scint. (> 5.8 λ +catcher) $\sigma/E \sim 100\%/\sqrt{E} \oplus 0.05$
MUON	Air → $\sigma/p_T \sim 7\%$ at 1 TeV standalone	Fe → $\sigma/p_T \sim 5\%$ at 1 TeV combining with tracker



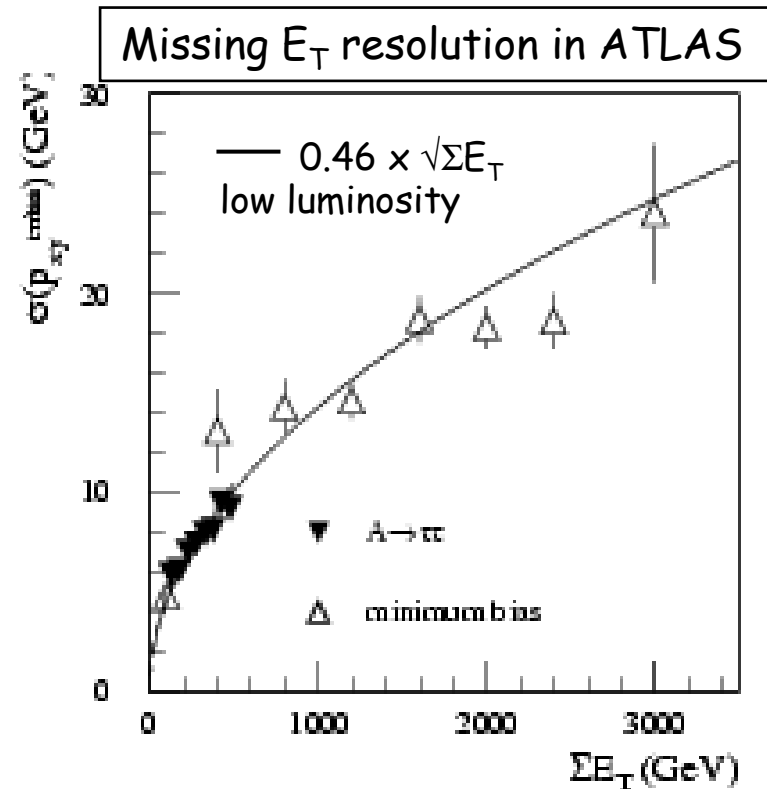
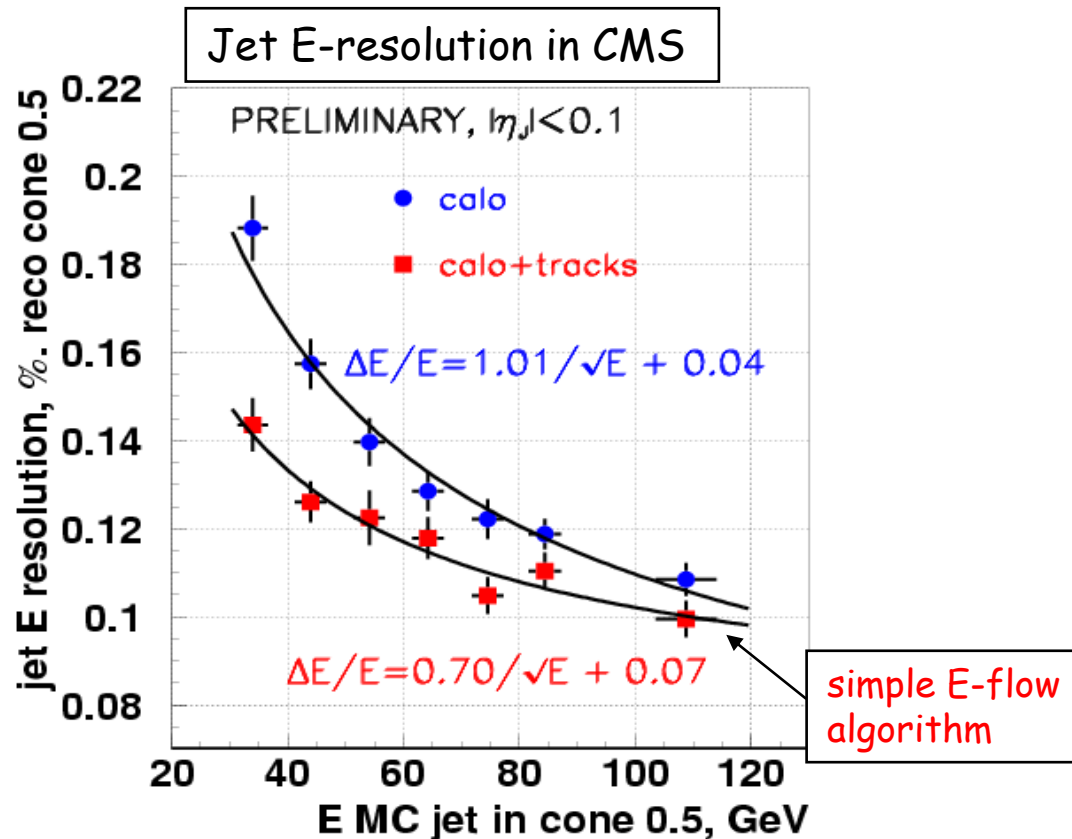
Examples of test beam performance results

# Examples of performance and issues relevant to SUSY studies

from full GEANT simulations of ATLAS, CMS

## 1 Good E-resolution of (hadronic) calorimetry:

- reduces fake MET from detector resolution in QCD multijet events
- narrow mass peaks :  $W \rightarrow jj$ ,  $h \rightarrow bb$ ,  $t \rightarrow bjj$  from SUSY cascade decays;  $A/H \rightarrow \tau\tau$ , etc.
- etc.



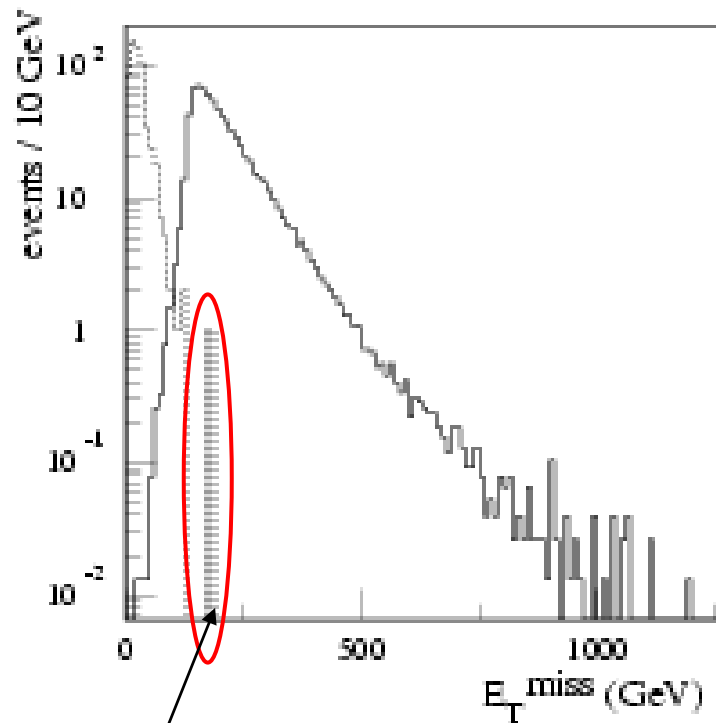
High lumi : MET resolution is  $\sim 2$  worse

- ② **Hermetic calorimetry coverage** :  $|\eta| < 5$ , minimal cracks and dead material  
 → minimise fake MET from lost or badly measured jets

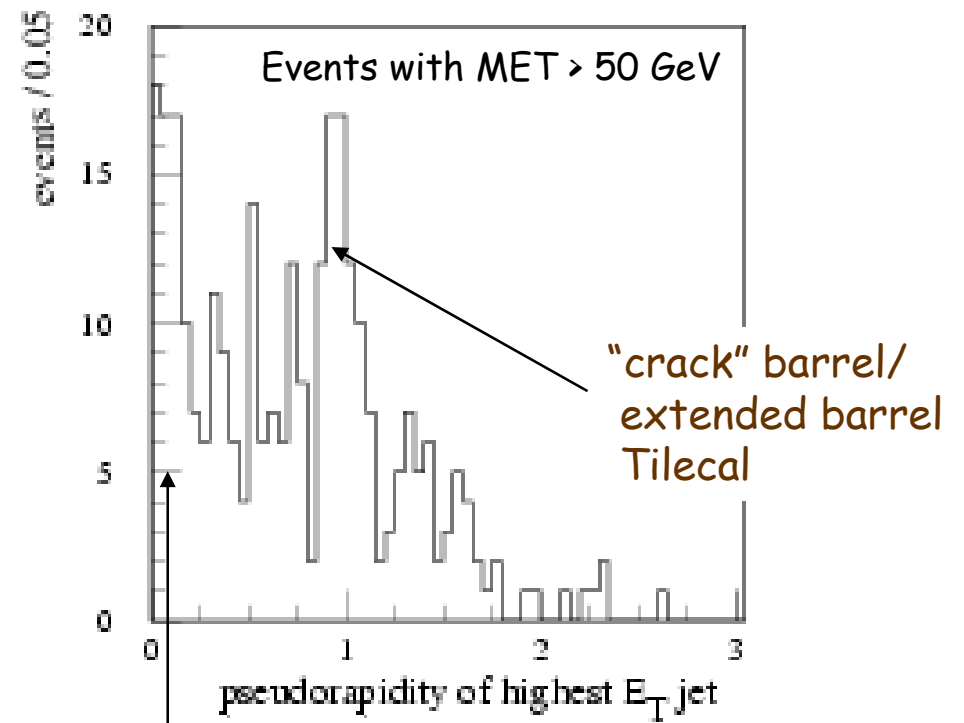
ATLAS study : full simulation of  $Z + \text{jet}(s)$  events, with  $Z \rightarrow \mu\mu$  and  $p_T(Z) > 200 \text{ GeV}$



..... reconstructed MET spectrum  
 ——— MET spectrum if leading jet were undetected



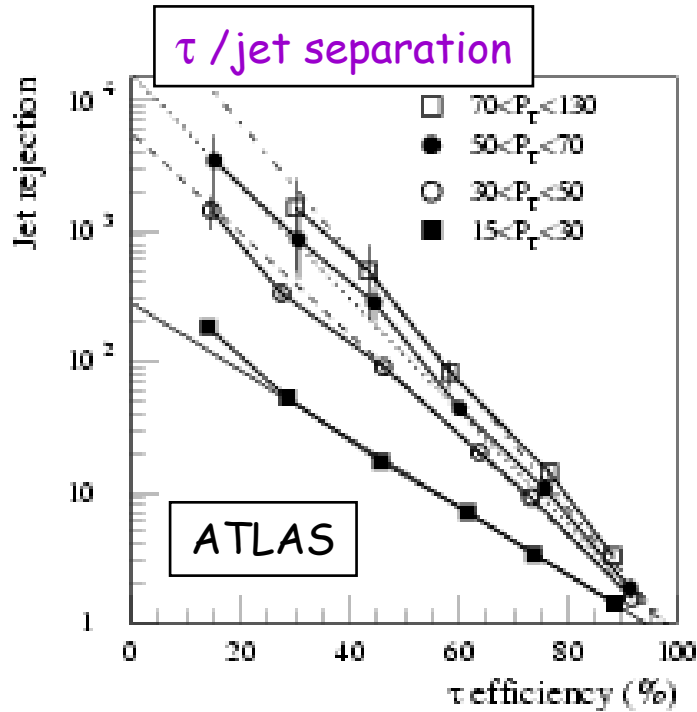
2 events with MET > 200 GeV contain a high- $p_T$  neutrino



Particles parallel to Tilecal scintillating tiles

### ③ Powerful b-tagging and $\tau$ -identification:

- $\tau$ 's and b-jets expected in sparticle and SUSY Higgs decays (especially at large  $\tan\beta$ )
- in general 3<sup>rd</sup> generation could play a special role in New Physics

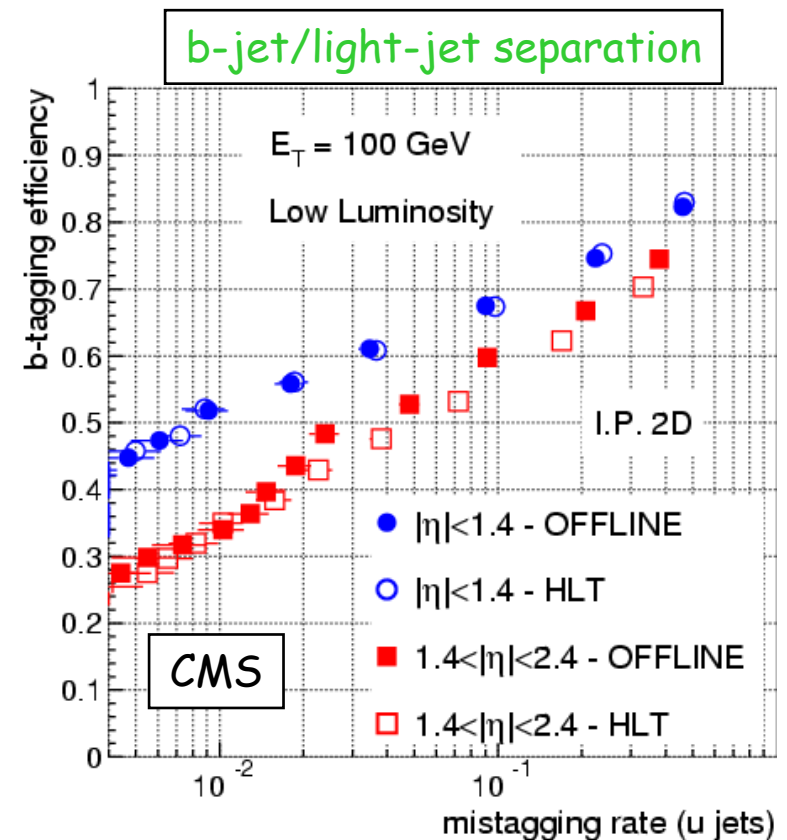


From full simulation of  $\tau$ 's from  $A \rightarrow \tau\tau$  events and QCD jets

$\tau$ 's are identified as narrow and low multiplicity jets in calorimeters and tracker

From full simulation of QCD b-jets and u-jets

b-jets are identified from tracks with large impact parameter



- ④ Precise knowledge of absolute lepton, jet and missing  $E_T$  energy scales:  
 → for precise measurements of SUSY events, e.g. end-points of kinematic distributions,  
 $A/H \rightarrow \mu\mu$  mass, etc. (in many cases statistical error is negligible)

Can only be achieved with *in situ* calibration with data samples

$l$ -scale

- mainly from  $Z \rightarrow ll$  events (1 evt/s per species at  $10^{33}$ )
- $\sim 1$  ‰ uncertainty achieved by CDF, D0 (dominated by statistics of control samples)
- LHC goal : 0.2 ‰ to measure  $m_W$  to  $\sim 15$  MeV (1 ‰ assumed here)

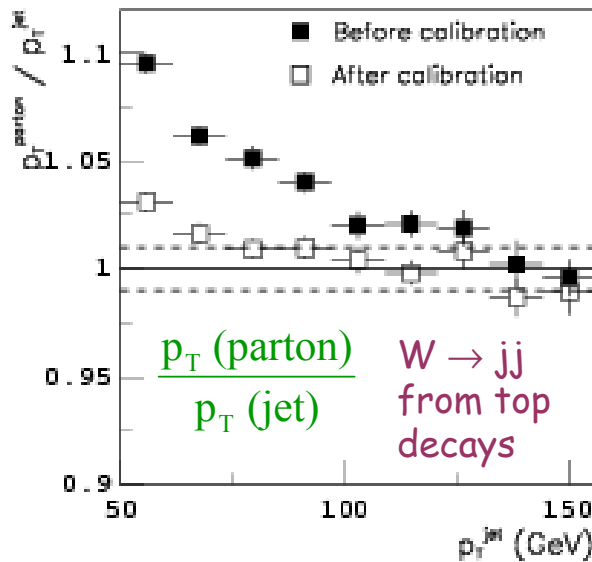
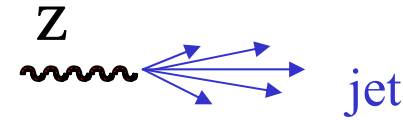


ATLAS: full simulation study of uncertainty on  $Z \rightarrow ee$  scale

Source	Requirement	Uncertainty on scale
Material in Inner Detector	Known to 1%	< 0.01%
Inner bremsstrahlung	Known to 10%	< 0.01%
Underlying event	Calibrate and subtract	$\ll$ 0.03%
File-up at low luminosity	Calibrate and subtract	$\ll$ 0.01%
File-up at high luminosity	Calibrate and subtract	$\ll$ 0.01%

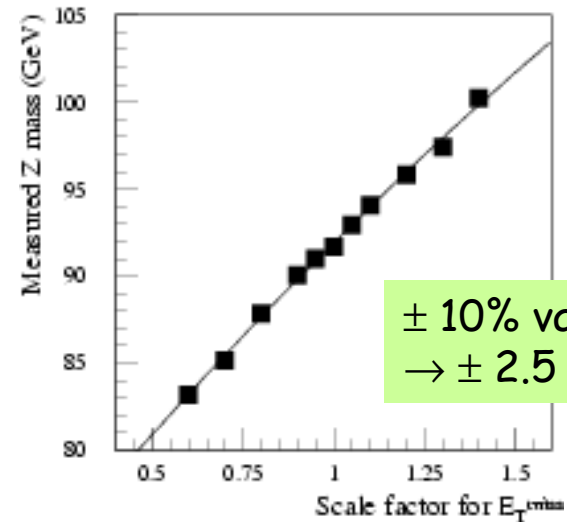
## Jet-scale

- mainly from  $Z (\rightarrow \ell\ell) + 1 \text{ jet}$  asking  $p_T(\text{jet}) = p_T(Z)$
- and from  $W \rightarrow jj$  in  $t\bar{t} \rightarrow bW bW \rightarrow b\ell\nu bjj$  events asking  $m_{jj} = m_W$
- $\sim 3\%$  uncertainty achieved by CDF, D0 (not enough  $t\bar{t}$  statistics at Tevatron)
- LHC goal:  $\sim 1\%$  to measure  $m_{\text{top}}$  to  $\sim 1 \text{ GeV}$
- main systematics: FSR, underlying event, etc.



## Missing ET scale

- mainly from  $Z \rightarrow \tau\tau \rightarrow \ell\text{-hadrons} + \nu$ 's
- sensitivity of reconstructed Z mass to MET scale



ATLAS,  
full simulation

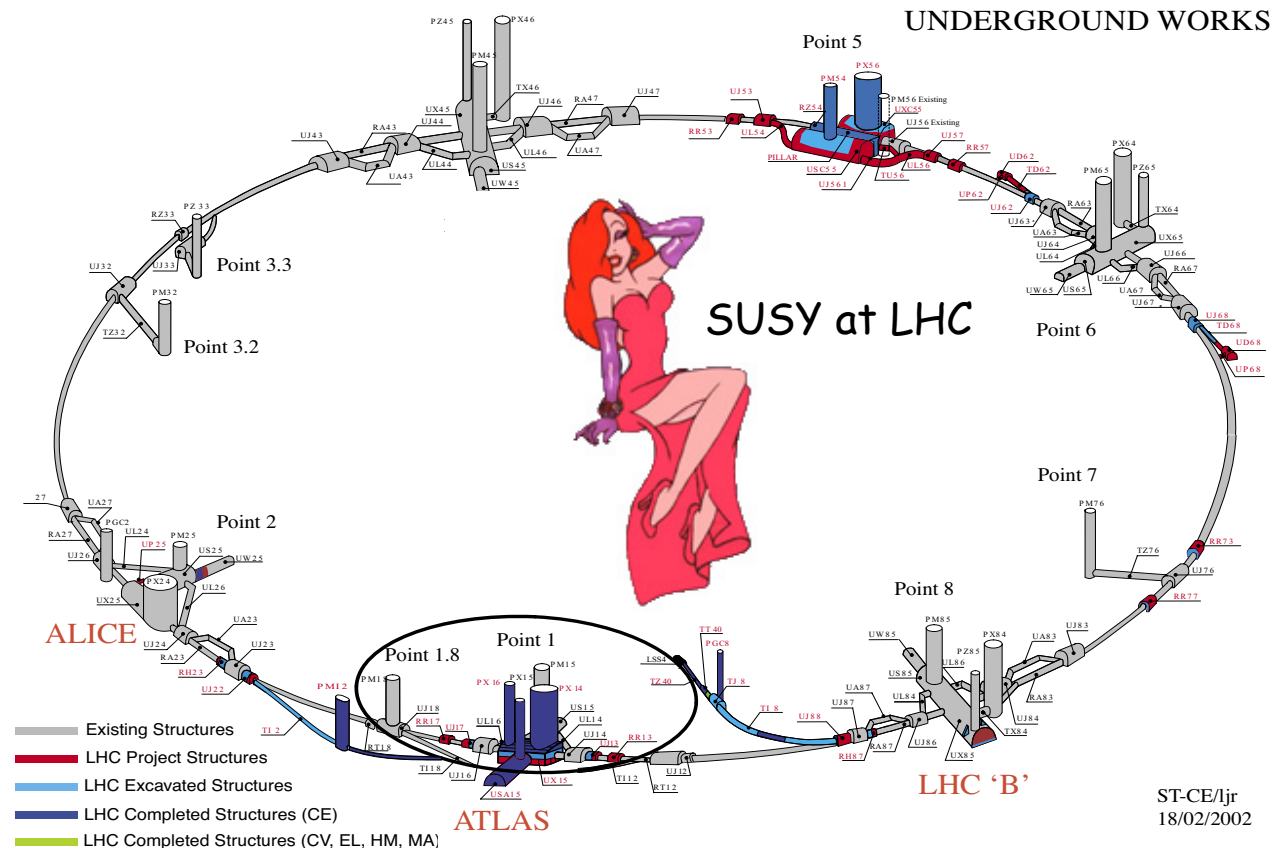
- $m_Z$  can be measured to 1% with 4000 evts ( $30 \text{ fb}^{-1}$ )
- $\rightarrow$  MET scale can be constrained to  $\sim 5\%$



# The LHC potential for SUSY :

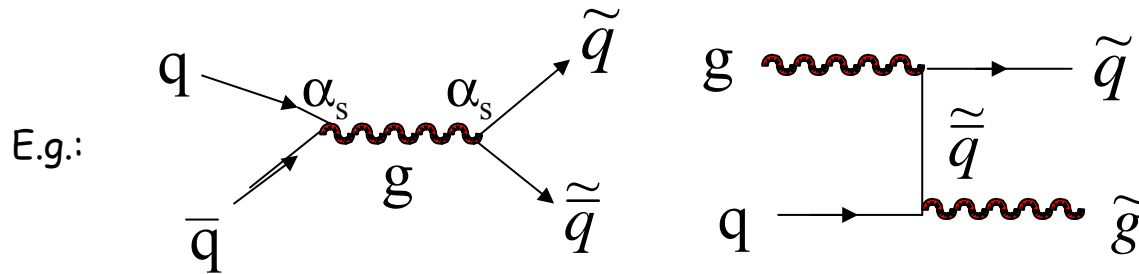
- inclusive searches
- precise measurements
- constraining the underlying theory
- general "lessons"
- what the LHC can and cannot do ...

Framework : Supergravity with R-parity conservation unless otherwise stated



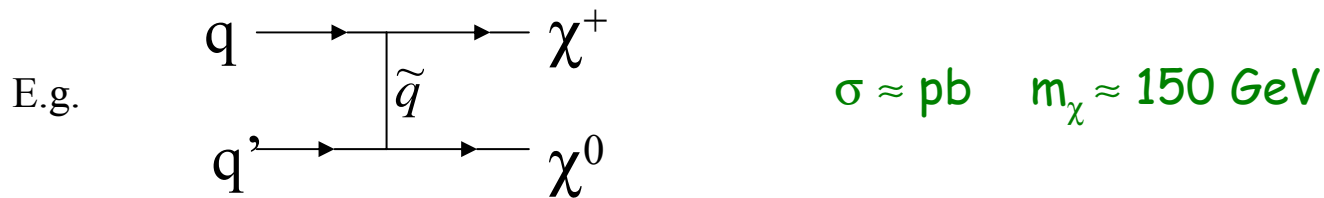
# Sparticle production at LHC

- Squarks and gluinos produced via strong processes → large cross-section



$M$ (GeV)	$\sigma$ (pb)	Evts/yr
500	100	$10^6$ - $10^7$
1000	1	$10^4$ - $10^5$
2000	0.01	$10^2$ - $10^3$

- Charginos, neutralinos, sleptons direct production occurs via electroweak processes → much smaller rate (produced more abundantly in squark and gluino decays)



$\tilde{q}\tilde{q}, \tilde{q}\tilde{g}, \tilde{g}\tilde{g}$  production are dominant SUSY processes at LHC if accessible

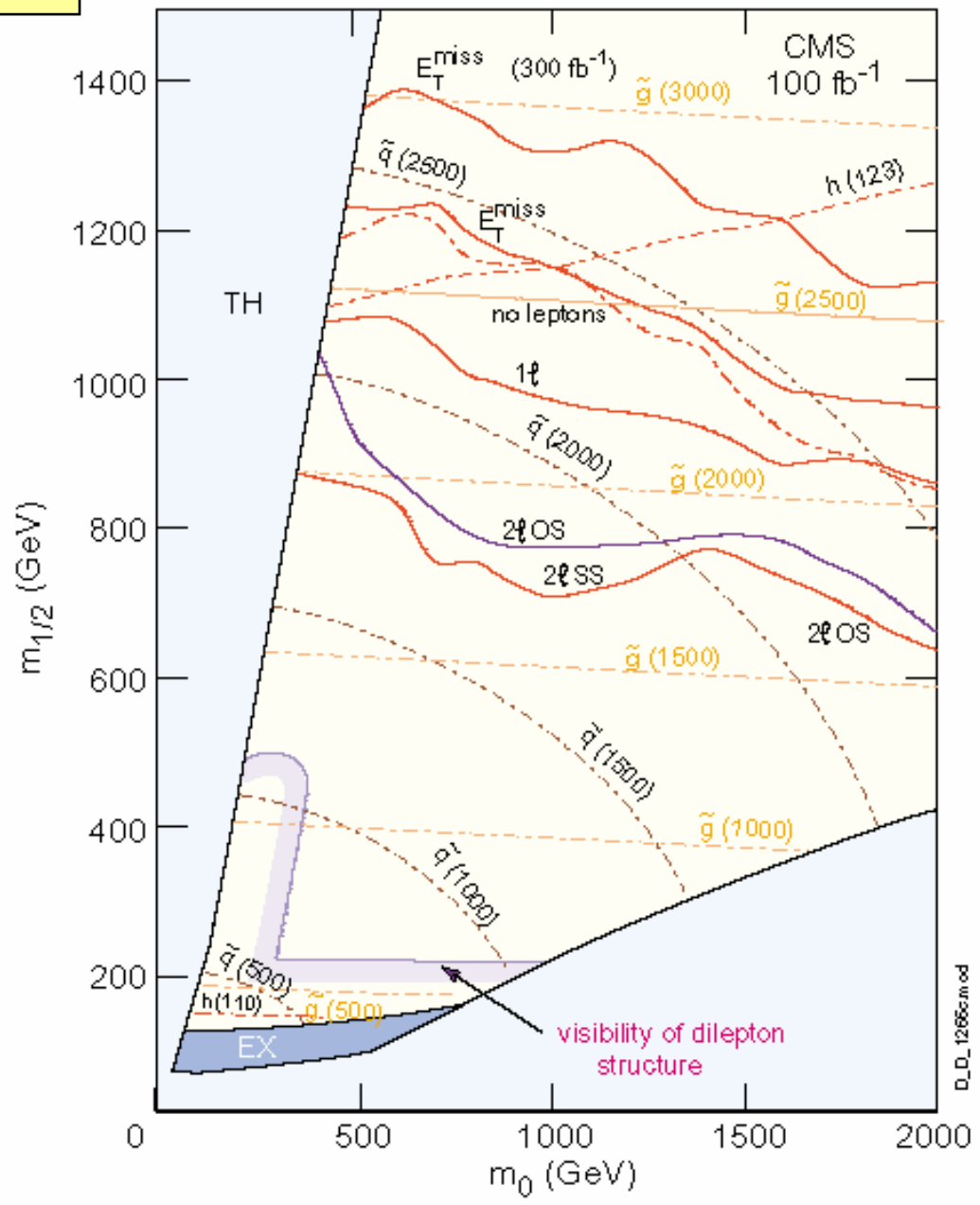


## Inclusive SUSY (mainly $\tilde{q}$ , $\tilde{g}$ ) searches

- Should be the most easy, fast and model-independent SUSY discovery mode at LHC
- Six topologies studied :
  - Jets + MET : no lepton requirement
  - $0l$  : no leptons
  - $1l$  : 1 lepton
  - $2lOS$  : 2 opposite-sign leptons
  - $2lSS$  : 2 same-sign leptons
  - $3l$  : 3 leptons
- Main backgrounds :  $t\bar{t}$ ,  $W/Z$  + jets, QCD multijets
- Typically cuts are applied on number and  $E_T$  of jets, MET and MET isolation, event transverse sphericity, etc.
- Should also allow first and fast determination of general event properties (lepton multiplicity, "exotic" features like photons or stable heavy particles, etc.), and estimates of SUSY "mass scale" and SUSY inclusive cross-section
  - first indications of candidate models (to be investigated more fully with subsequent exclusive analyses) in rather model-independent way

**CMS**

m SUGRA,  $A_0 = 0$ ,  $\tan \beta = 35$ ,  $\mu > 0$   
 5  $\sigma$  contours ; non - isolated muons



Common cuts:

- $\geq 2$  jets,  $E_{Tj} > 40$  GeV  $|\eta| < 3$
- MET  $> 200$  GeV

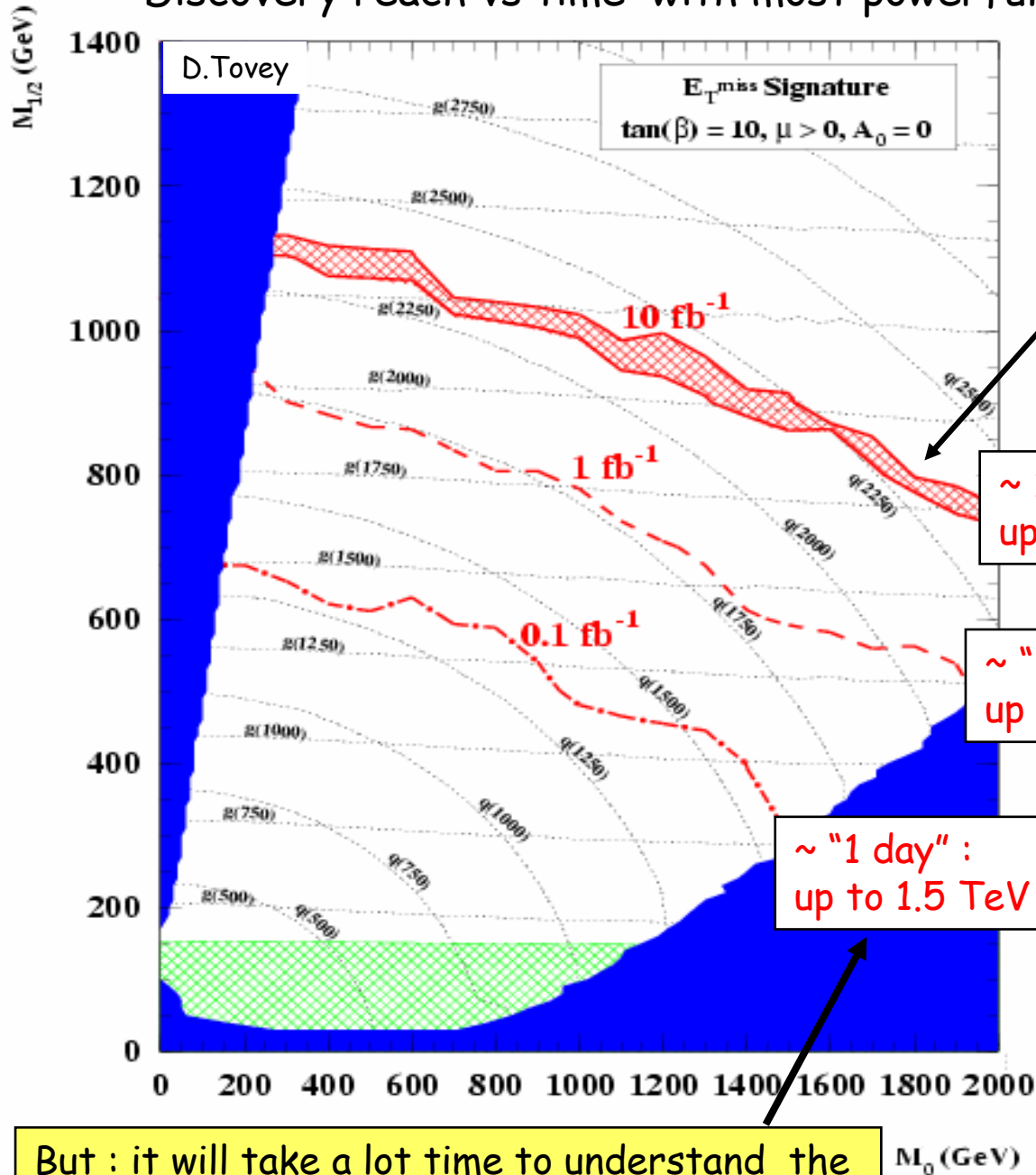
Leptons :

- $e^\pm$  :  $E_{Te} > 20$  GeV  $|\eta| < 2.5$  (isolated)
- $\mu^\pm$  :  $E_{T\mu} > 10$  GeV  $|\eta| < 2.5$  (isolated or not)

Jets + MET gives highest (and most model-independent) reach.  
 Lepton signatures are more model-dependent (e.g. a lot of  $\tau$ 's at large  $\tan\beta$ )

D.D. 1266cm od

# Discovery reach vs time with most powerful Jets + MET signature



ATLAS  
5 $\sigma$  discovery curves

band indicates factor  $\pm 2$  variation  
in background estimate

$\sim 100$  days :  
up to 2.3 TeV

$\sim$  "10 days" :  
up to 2 TeV

$\sim$  "1 day" :  
up to 1.5 TeV

## Discovery reach for squarks/gluinos

Time	mass reach
1 month at $10^{33}$	$\sim 1.3$ TeV
1 year at $10^{33}$	$\sim 1.8$ TeV
1 year at $10^{34}$	$\sim 2.5$ TeV
ultimate ( $300 \text{ fb}^{-1}$ )	$\sim 2.5 - 3$ TeV

But : it will take a lot time to understand the detectors and the backgrounds ...

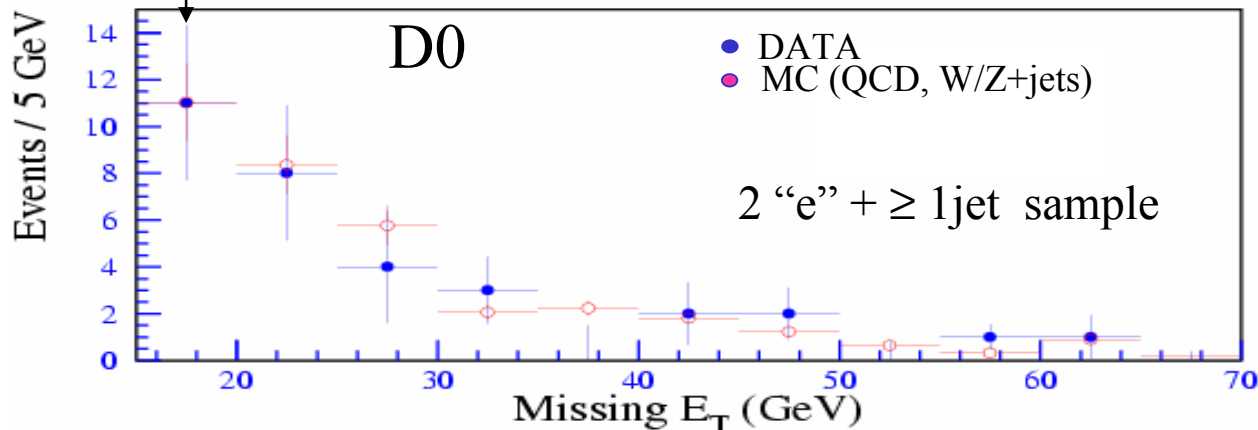
Backgrounds will be estimated using as much as possible data (control samples) and Monte Carlo

Background process (examples ...)	Control samples (examples ...)
$Z (\rightarrow \nu\nu) + \text{jets}$ $W (\rightarrow \tau\nu) + \text{jets}$ $t\bar{t} \rightarrow b\ell\nu bjj$ QCD multijets	$Z (\rightarrow ee, \mu\mu) + \text{jets}$ $W (\rightarrow e\nu, \mu\nu) + \text{jets}$ $t\bar{t} \rightarrow b\ell\nu b\ell\nu$ lower $E_T$ sample

Additional handles from changing (loosening ..) cuts, varying the number of leptons, etc., which will change the background composition.

normalization point

normalise MC to data at low MET and use it to predict background at high MET in "signal" region



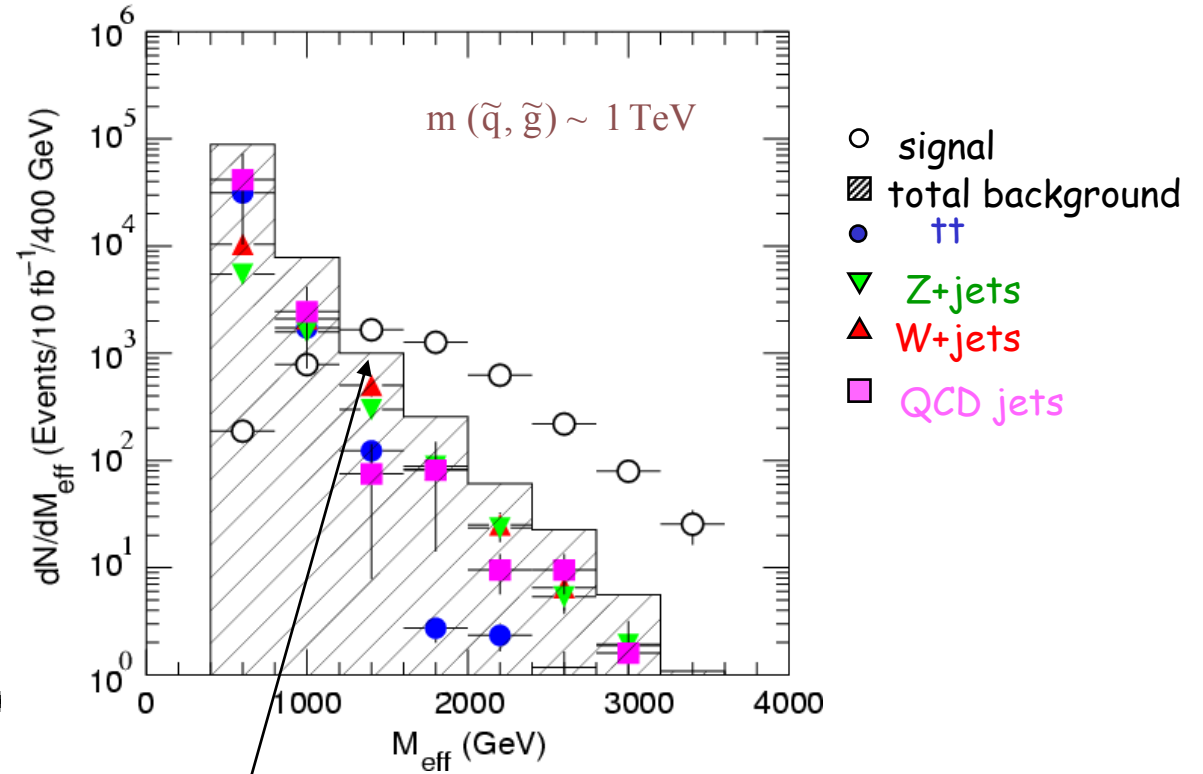
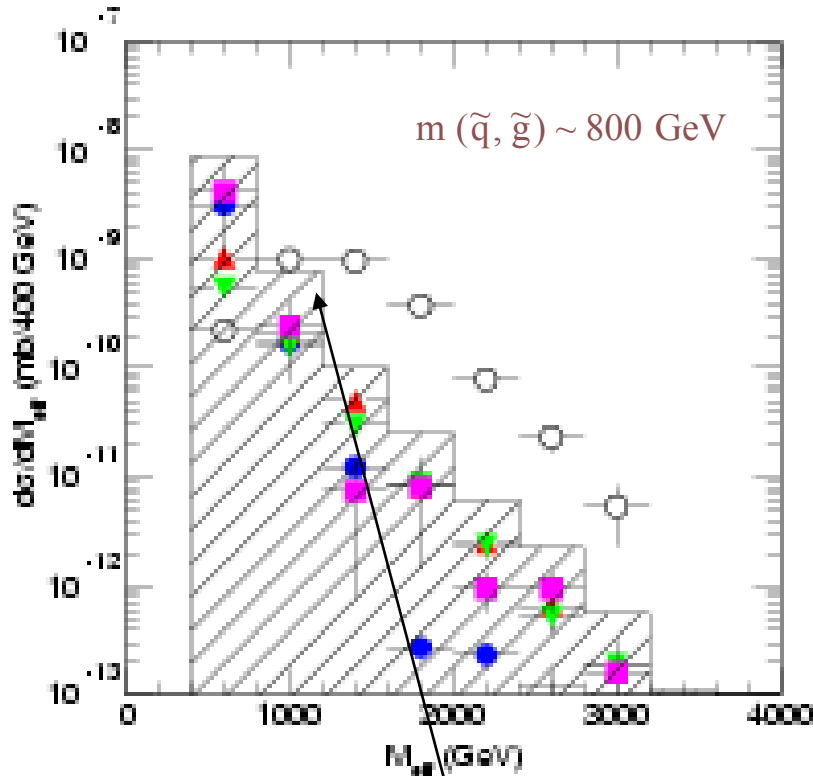
A lot of data will most likely be needed!

# First/fast determination of SUSY mass scale and cross-section

Use e.g. the "effective mass" :

$$M_{\text{eff}} = E_T^{\text{miss}} + \sum_{i=1}^4 p_T(\text{jet}_i) \quad (\text{GeV})$$

Best sensitivity from  
Jets+ MET+ 0 $l$  topology



Peak position correlated to  $M_{\text{SUSY}} \approx \min(m(\tilde{q}), m(\tilde{g}))$   
 Area under the peak correlated to SUSY cross-section

More precise definition:

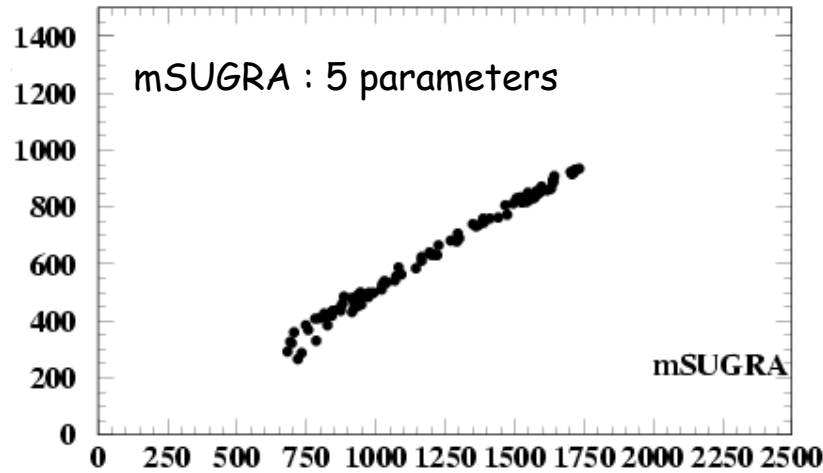
$$M_{\text{SUSY}} \approx \frac{\sum_i \sigma_i \tilde{m}_i}{\sum_i \sigma_i} - \frac{m^2(\text{LSP})}{\frac{\sum_i \sigma_i \tilde{m}_i}{\sum_i \sigma_i}}$$



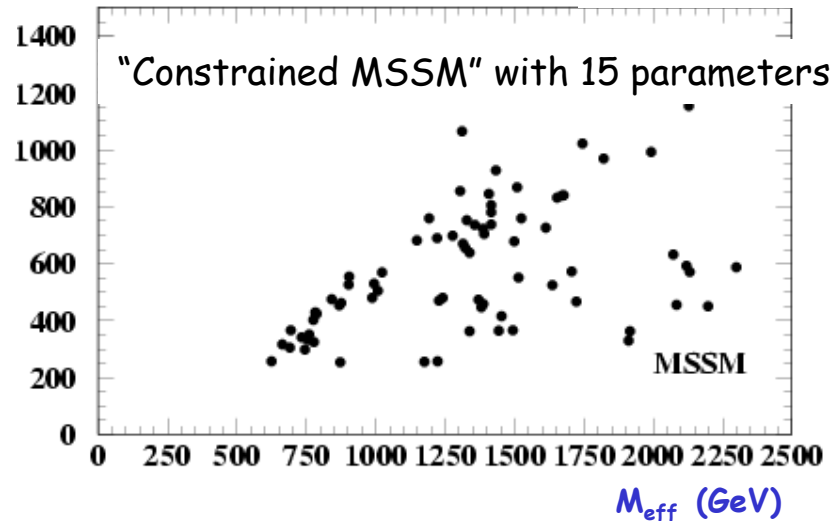
# SUSY mass scale ( $\sim$ model-independent)

D.Tovey

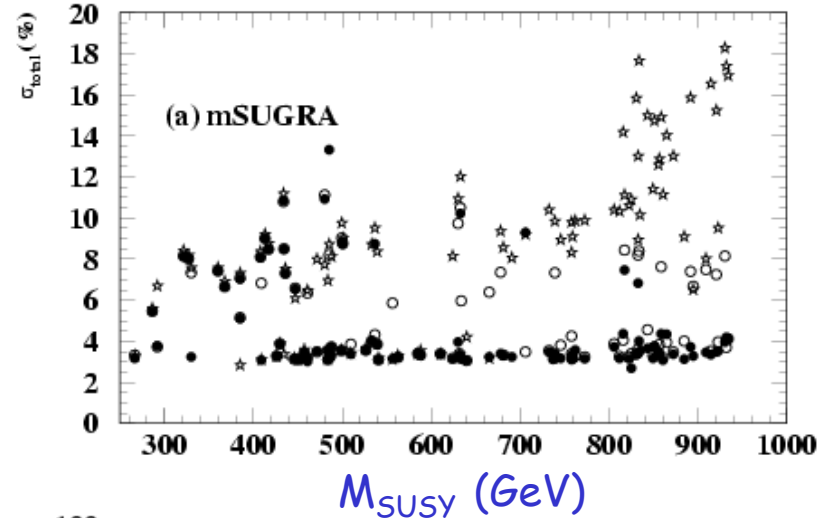
$M_{\text{SUSY}}$  (GeV)



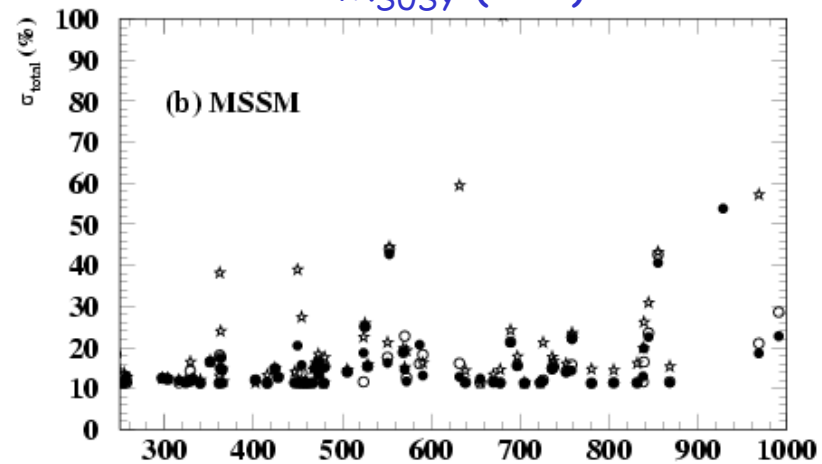
$M_{\text{SUSY}}$



% precision on  $M_{\text{SUSY}}$  vs  $M_{\text{SUSY}}$



- \* 10 fb<sup>-1</sup>
- 100 fb<sup>-1</sup>
- 300 fb<sup>-1</sup>



conservative !

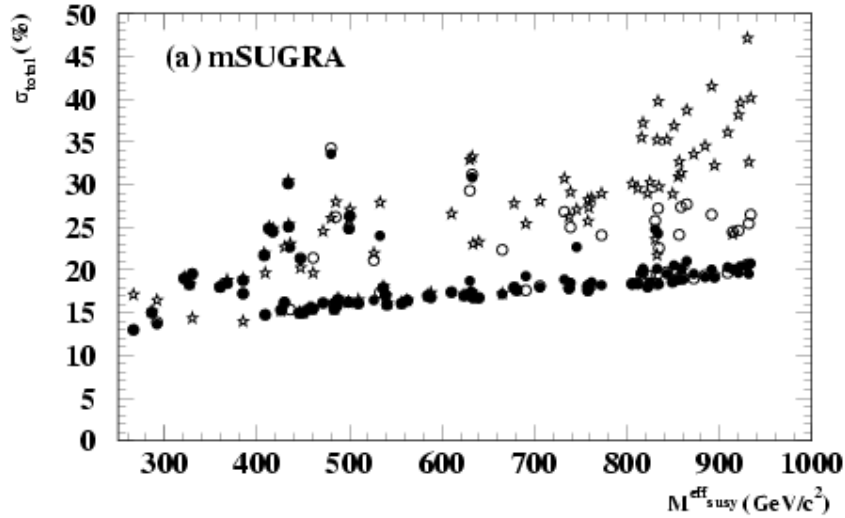
Intrinsic spread from model parameters  
(infinite statistics, no experimental error):

- ~ 2 % mSUGRA
- ~10 % constrained MSSM

Including experimental uncertainties ( $\sim$ 50% from background subtraction,  $\sim$ 1.5% from E-scale):

- $\leq 20\%$  (10%) mSUGRA for 10 (100) fb<sup>-1</sup>
- $\leq 60\%$  (30%) constrained MSSM for 10 (100) fb<sup>-1</sup>

## Precision on measured SUSY cross-section vs $M_{SUSY}^{eff}$

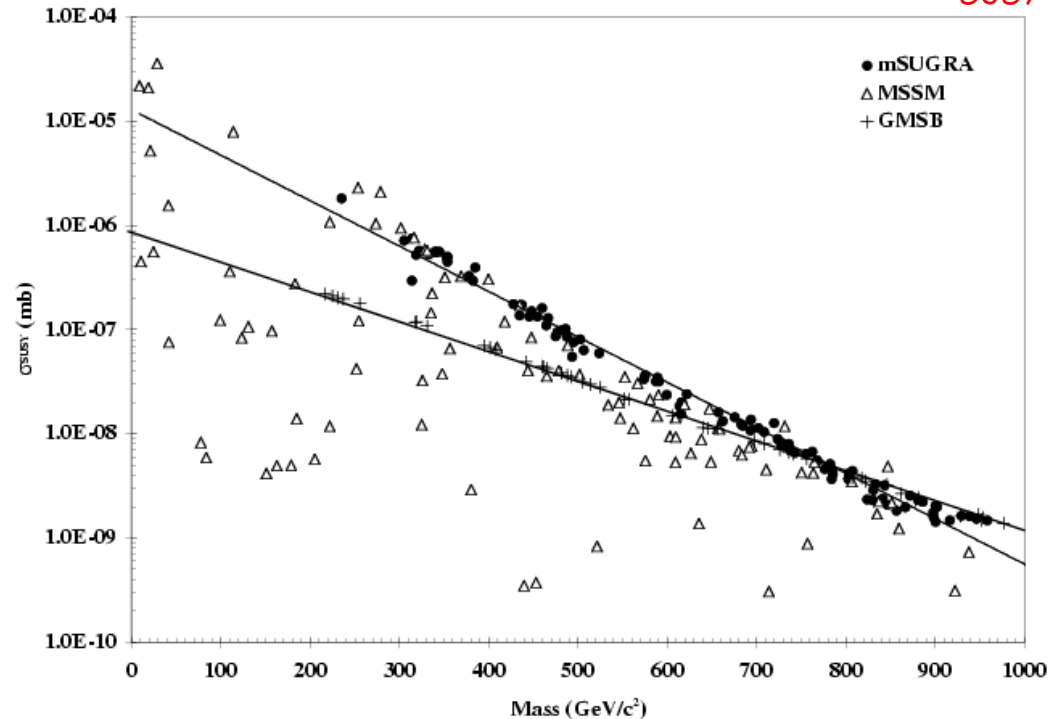
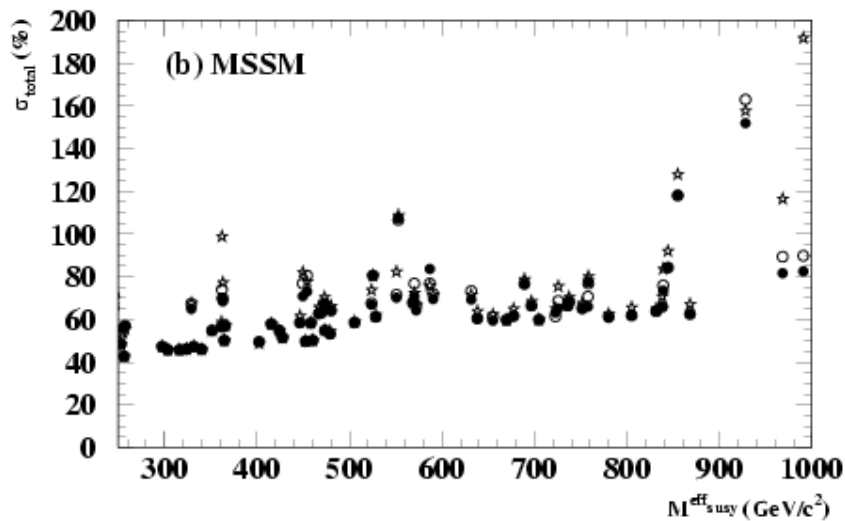


Including experimental uncertainties :

- ≤ 30% mSUGRA for 300 fb<sup>-1</sup>
- ≤ 80% constrained MSSM for 300 fb<sup>-1</sup>




## Theoretical SUSY cross-section vs $M_{SUSY}^{eff}$



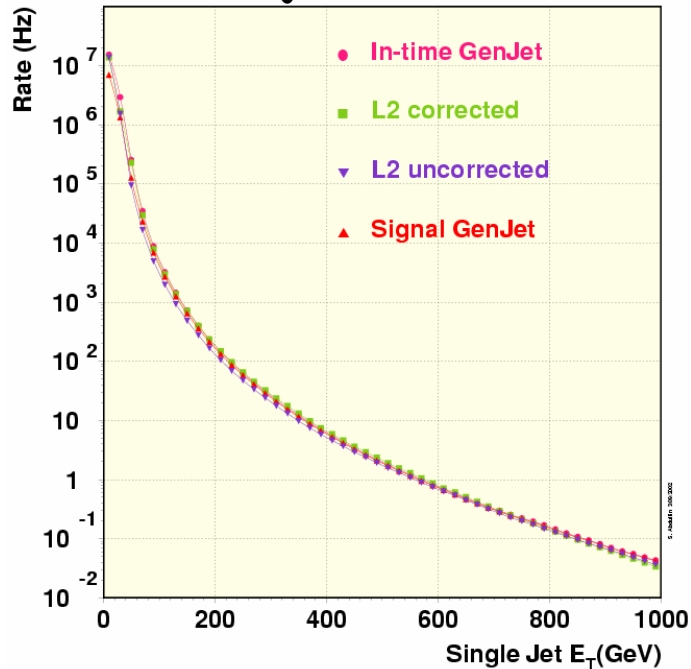
# Can we trigger on SUSY events ?

dictated by offline  
Computing cost

- LHC trigger must reduce 1 GHz pp interactions  $\rightarrow$  100-200 Hz to storage
- No problems for SUSY triggers in most cases: SM rate acceptable for SUSY-like final states
- Potential exception : Jets + MET signature for light masses close to Tevatron limit, where low thresholds on jets and MET needed  $\rightarrow$  potentially large rate from QCD



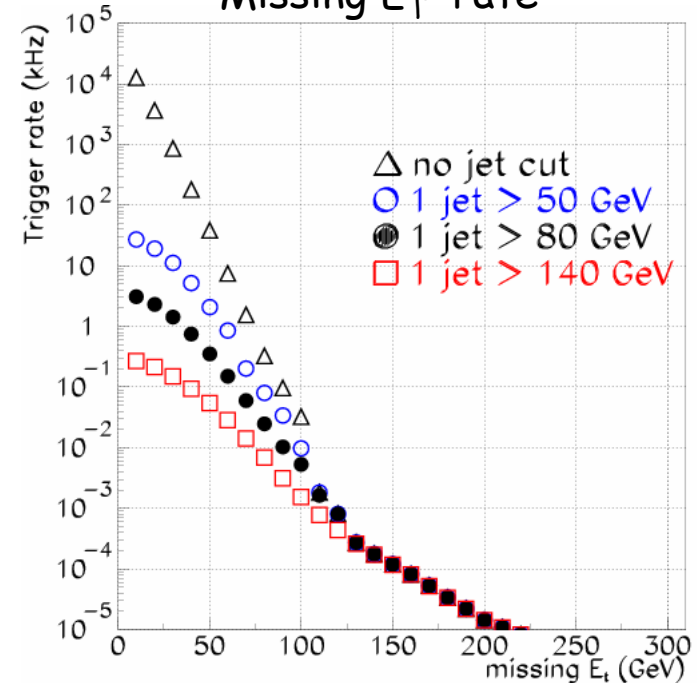
Inclusive jet rate (cone  $\Delta R=0.5$ )



CMS : full GEANT simulation of QCD background (for DAQ TDR)

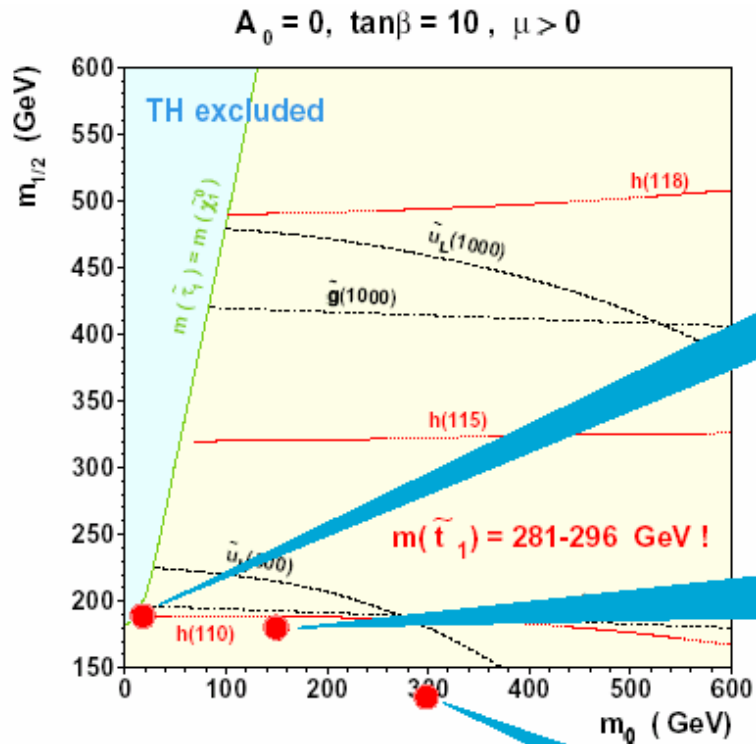
$$\mathcal{L} = 2 \times 10^{33}$$

Missing  $E_T$  rate



$\rightarrow$  Achieving a rate of few Hz requires few hundred GeV thresholds or multi-object triggers with many jets or jets + MET

# CMS : SUSY trigger exercise



$m(\tilde{\chi}_1^0) = 70 \text{ GeV}$     $m(h) = 110 \text{ GeV}$   
 $m(\tilde{g}) = 466 \text{ GeV}$     $m(\tilde{u}_L) = 410 \text{ GeV}$   
 $\sigma \sim 181 \text{ pb}$    tau-enriched,  
**4**   20,190   quite enough sleptons

$m(\tilde{\chi}_1^0) = 66 \text{ GeV}$     $m(h) = 110 \text{ GeV}$   
 $m(\tilde{g}) = 447 \text{ GeV}$     $m(\tilde{u}_L) = 415 \text{ GeV}$   
 $\sigma \sim 213 \text{ pb}$    nothing special  
**5**   150,180

$m(\tilde{\chi}_1^0) = 45 \text{ GeV}$     $m(h) = 106 \text{ GeV}$   
 $m(\tilde{g}) = 349 \text{ GeV}$     $m(\tilde{u}_L) = 406 \text{ GeV}$   
 $\sigma \sim 500 \text{ pb}$     $\tilde{q} \rightarrow \tilde{g} + X, \tilde{g} \rightarrow 3 \text{ body}$ ,  
**6**   300,130   more jets, less MET

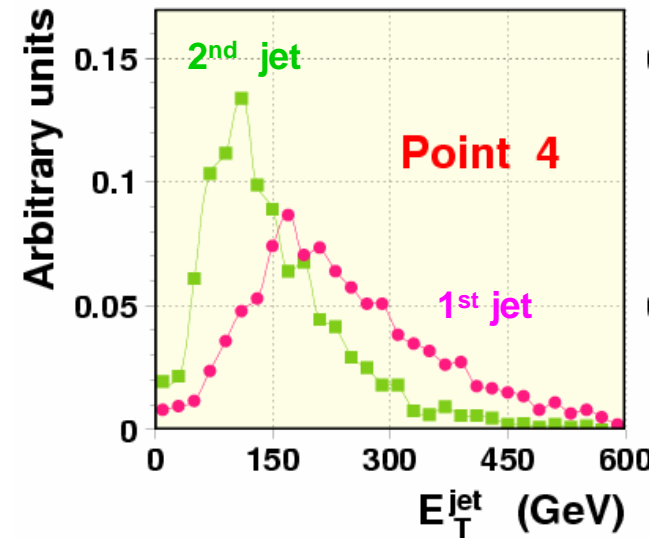
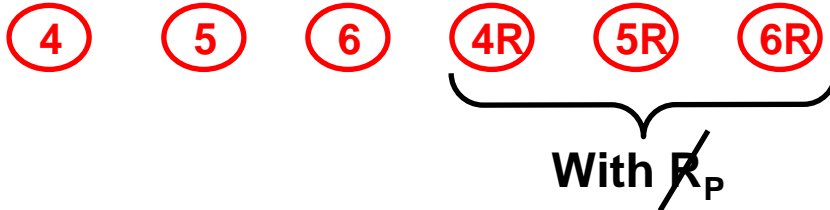
- Consider points in parameter space close to Tevatron reach (most difficult for LHC trigger)
- With and without  $R_p$  conservation. For  $R_p$ -violation choose most difficult case :  $\chi_1^0 \rightarrow 3j$
- Full GEANT simulation of SUSY signal and SM backgrounds
- Optimize efficiency for a rate to storage of 3 Hz

- MET > 170 GeV
- 3 jets > 60 GeV and MET > 110 GeV
- 4 jets > 120 GeV
- 1 jet > 190 GeV, MET > 90 GeV, and  $\Delta\phi(j_1, j_2) < \pi - 0.5$
- 2 jets > 40 GeV, MET > 100 GeV, and  $\Delta\phi(j_1, j_2) < \pi - 0.5$
- 4 jets > 80 GeV, MET > 60 GeV, and  $\Delta\phi(j_1, j_2) < \pi - 0.5$

Possible jets and MET triggers at LVL2 for  $L = 2 \times 10^{33}$

Efficiency for SUSY points:

$$\varepsilon = 0.78, 0.74, 0.54, 0.38, 0.27, 0.17$$



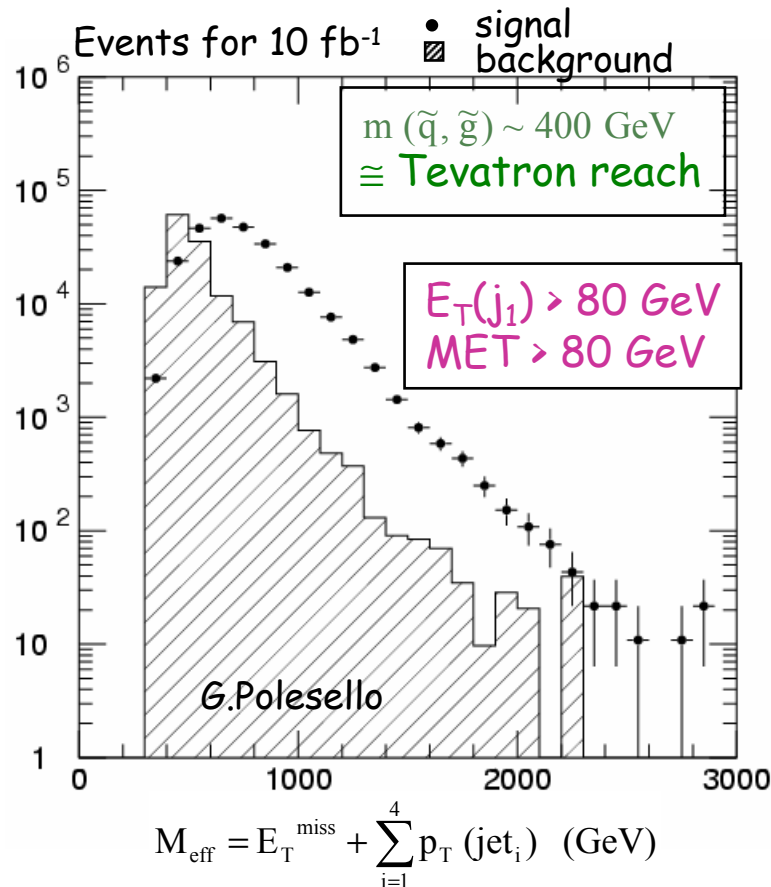
Trigger rate of  $\sim 3$  Hz dominated by QCD



Even in the most difficult cases, we should be able to trigger on SUSY events

However : even lower thresholds needed in some cases to

- observe unbiased shape of SUSY signal emerging from background and measure  $M_{\text{SUSY}}$
- study background and systematic effects (pre-scaling at lower thresholds should be ok here)



← Higher offline cuts than these would cut the signal peak



ATLAS uses Jet + MET trigger with  $p_{T^J} > 70 \text{ GeV}$  and  $\text{MET} > 70 \text{ GeV}$  (+ MET isolation). Rate  $\sim 20 \text{ Hz}$  at  $2 \times 10^{33}$

Note: because of lack of resources (→ staging of parts of LHC detectors and trigger being considered) not easy to keep such an inclusive approach (which is necessary for robust physics .... )

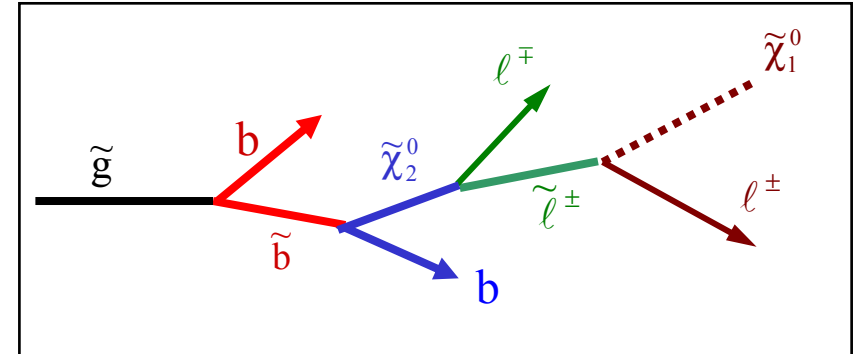
# Precise measurements of SUSY masses and parameters

- Inclusive searches :
  - SUSY discovery → must be as model-independent as possible
  - first estimate of SUSY mass scale and cross-section
  - first indications about model from inclusive features : e.g. GMSB (if many  $\gamma$ 's or heavy stable charged particles),  $R_p$ -violation or conservation (from MET spectra), large  $\tan\beta$  (many  $\tau$ 's), etc.
- To progress further, measure as many sparticles (masses, decay modes, etc.) as possible → constrain fundamental parameters of theory
- One example shown in detail here : "LHC Point 5" of mSUGRA
  - how data analysis could be carried out step by step
  - determination of sparticle masses and model parameters
- A few other examples for mSUGRA with/without  $R_p$ -violation and for GMSB



- Deduce some "model-independent lessons"
- Deduce what the LHC can do and cannot do (in general ...)

# General strategy and starting point



- Select exclusive decay chains
- $\chi^0_1$  is invisible  $\rightarrow$  no mass peak can be reconstructed directly  
However: constrain combinations of masses by measuring mass distributions (in particular kinematic end-points) of visible sparticles.
- In general, the longer the decay chain the stronger the constraints ( $\rightarrow$  GMSB better than SUGRA)

- Starting point is end of decay chain, i.e.  $\chi^0_2$  decay ( $\chi^\pm$  less useful)  
Then go up the chain to the primary squark and gluino.

- Most useful decay modes of  $\chi^0_2$  (BR depend on involved masses,  $\chi^0_{1,2}$  field composition, etc.):

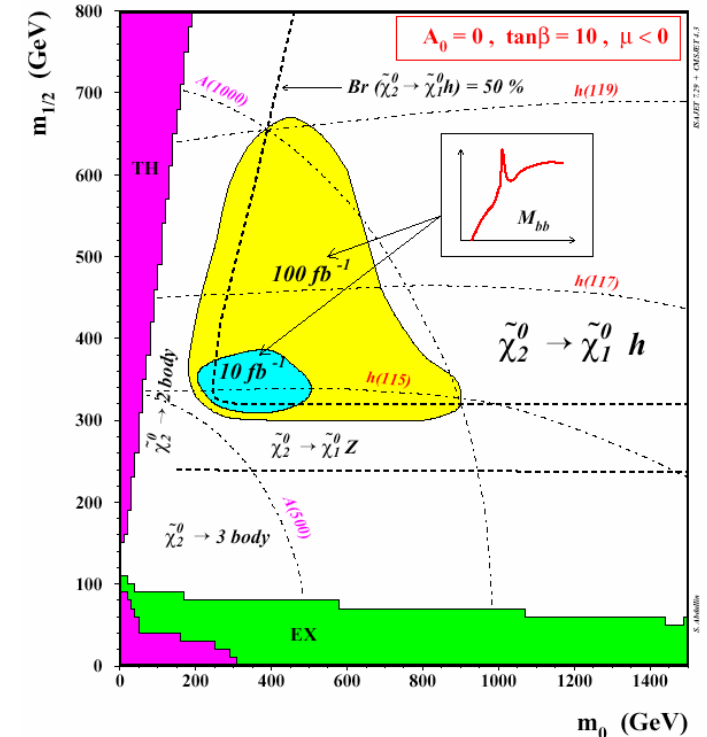
$$\chi^0_2 \rightarrow h \chi^0_1$$

$$\chi^0_2 \rightarrow Z \chi^0_1 \rightarrow ll \chi^0_1$$

$$\chi^0_2 \rightarrow \tilde{l}l \rightarrow ll \chi^0_1 \quad (\text{gives enhanced leptonic BR})$$

$$\chi^0_2 \rightarrow ll \chi^0_1 \quad 3\text{-body decay through } Z^*, \tilde{l}^*$$

In particular  $\chi^0_2 \rightarrow \tilde{\tau}\tau$  can dominate at large  $\tan\beta$





"LHC Point 5"

$$m_0 = 100 \text{ GeV}, m_{1/2} = 300 \text{ GeV}, \\ A_0 = 300 \text{ GeV}, \tan\beta = 2, \mu > 0$$

ATLAS study

Inside region favoured by cosmology: gives correct relic neutralino density (light sleptons)

### SUSY spectrum

$m_{\tilde{g}_L} = 690 \text{ GeV}$	$m_{\tilde{g}} = 770 \text{ GeV}$
$m_{\tilde{g}_R} = 660 \text{ GeV}$	$m_{\tilde{b}_1} = 630 \text{ GeV}$
$m_{\tilde{t}_1} = 490 \text{ GeV}$	$m_{\tilde{t}_2} = 710 \text{ GeV}$
$m_{\tilde{\ell}_R} = 157 \text{ GeV}$	$m_{\tilde{\ell}_L} = 240 \text{ GeV}$
$m_{\tilde{\chi}_1^0} = 121 \text{ GeV}$	$m_{\tilde{\chi}_2^0} = 232 \text{ GeV}$
$m_h = 93 \text{ GeV}$	$m_H = 640 \text{ GeV}$

Excluded by LEP. Limit can be evaded raising  $\tan\beta \rightarrow 6$  ( $m_h \rightarrow 114.8 \text{ GeV}$ ) with  $\sim$  no impact on phenomenology except that  $\text{BR}(\chi_2^0 \rightarrow \text{stau-tau}) \sim 75\%$

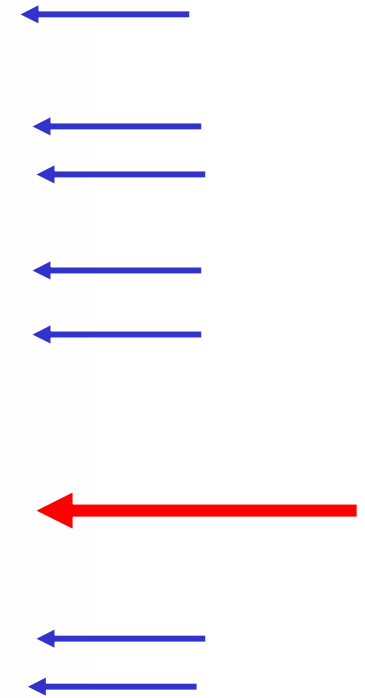
Here goal is illustration  $\rightarrow$  we ignore LEP limit  
Large  $\tan\beta$  region discussed later

Total SUSY cross-section :  $\approx 19 \text{ pb}$

$$\begin{aligned} \tilde{q}\tilde{q} &\sim 5 \text{ pb} \\ \tilde{q}\tilde{g} &\sim 8 \text{ pb} \\ \tilde{g}\tilde{g} &\sim 2 \text{ pb} \\ \tilde{t}\tilde{t} &\sim 0.7 \text{ pb} \\ \tilde{\ell}\tilde{\ell} &\sim 65 \text{ fb} \end{aligned}$$

## Main decay modes

Decay		BR
$\tilde{g}$	$\rightarrow \tilde{q}q$	65 %
	$\rightarrow \tilde{b}b$	25 %
	$\rightarrow \tilde{t}_1 t$	15 %
$\tilde{q}_L$	$\rightarrow \tilde{\chi}_2^0 q$	33 %
	$\rightarrow \tilde{\chi}_1^+ q'$	65 %
$\tilde{q}_R$	$\rightarrow \tilde{\chi}_1^0 q$	100 %
$\tilde{t}_1$	$\rightarrow \tilde{\chi}_1^0 t$	70 %
	$\rightarrow \tilde{\chi}_2^0 t$	9 %
	$\rightarrow \tilde{\chi}_1^+ b$	21 %
$\tilde{\chi}_2^0$	$\rightarrow \tilde{\chi}_1^0 h$	68 %
	$\rightarrow \tilde{\ell}_R l$	27 %
$\tilde{\chi}_1^+$	$\rightarrow \tilde{\chi}_1^0 W$	98 %
$\tilde{\ell}$	$\rightarrow \tilde{\chi}_1^0 l$	100 %
$h$	$\rightarrow \tilde{b}b$	88 %



Start from bottom of chain  $\Rightarrow$  look for:

$$\chi^0_2 \rightarrow h \chi^0_1 \rightarrow \tilde{b}b \chi^0_1$$

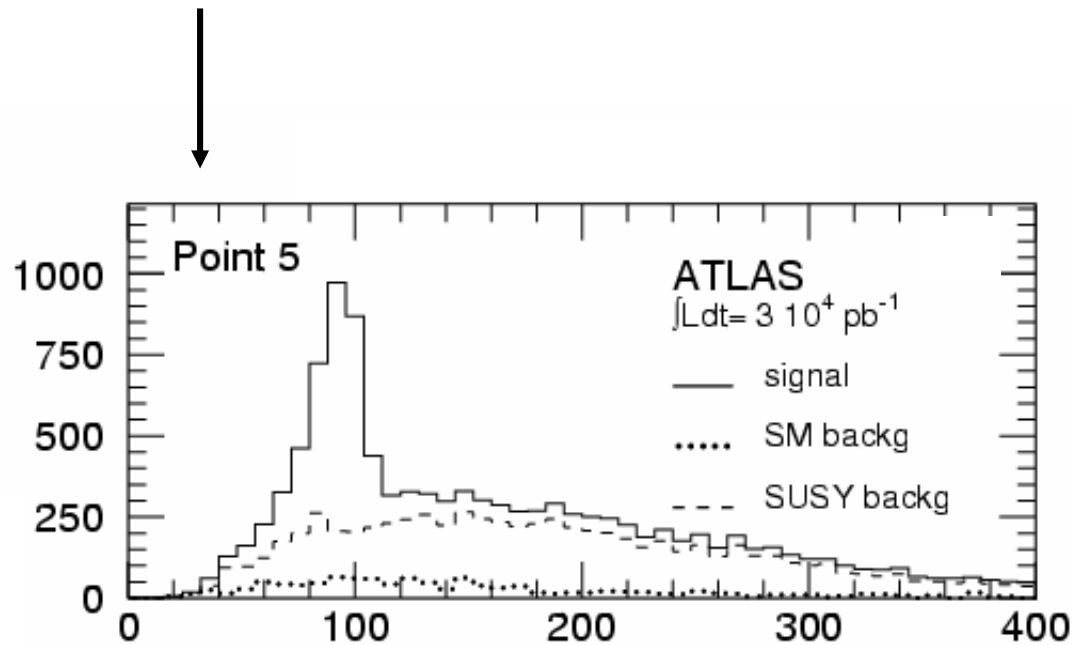
$$\chi^0_2 \rightarrow \tilde{\ell}_R l \rightarrow ll \chi^0_1$$

Main source of  $\chi^0_2$  :  $\tilde{q}_L \rightarrow q \chi^0_2$

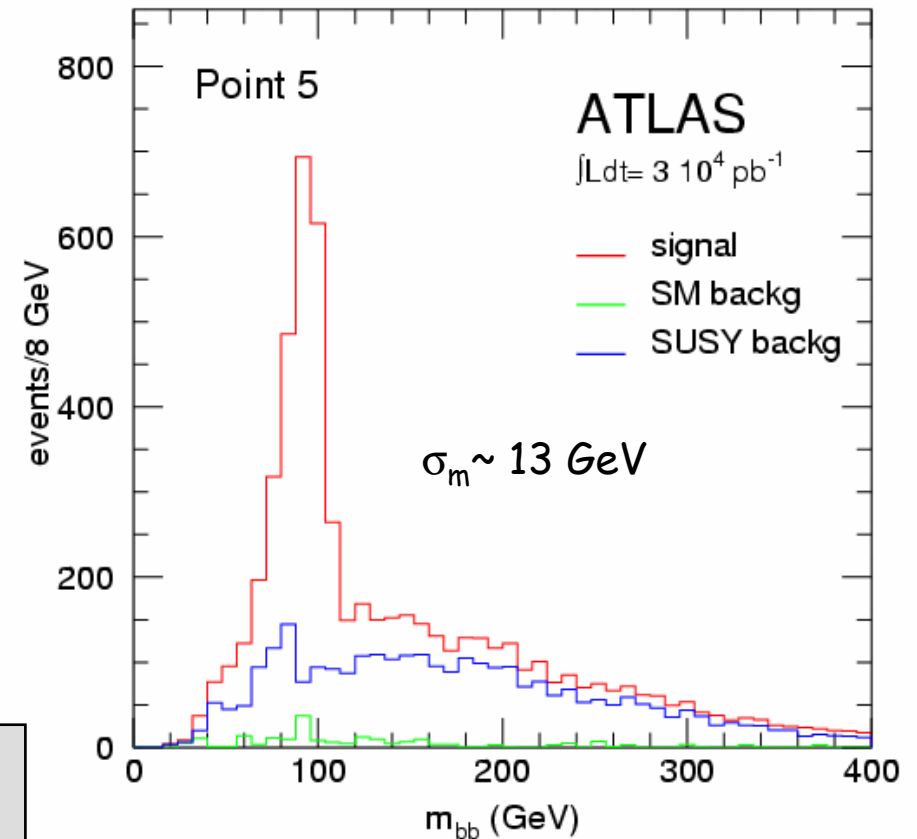
Select events with :

- MET > 300 GeV
  - 2 b-tagged jets  $p_T > 50$  GeV
- } ~ model-independent

## 1 Reconstruction of $h \rightarrow bb$



After additional cuts (e.g. lepton veto)



$m_h$  can be measured to:

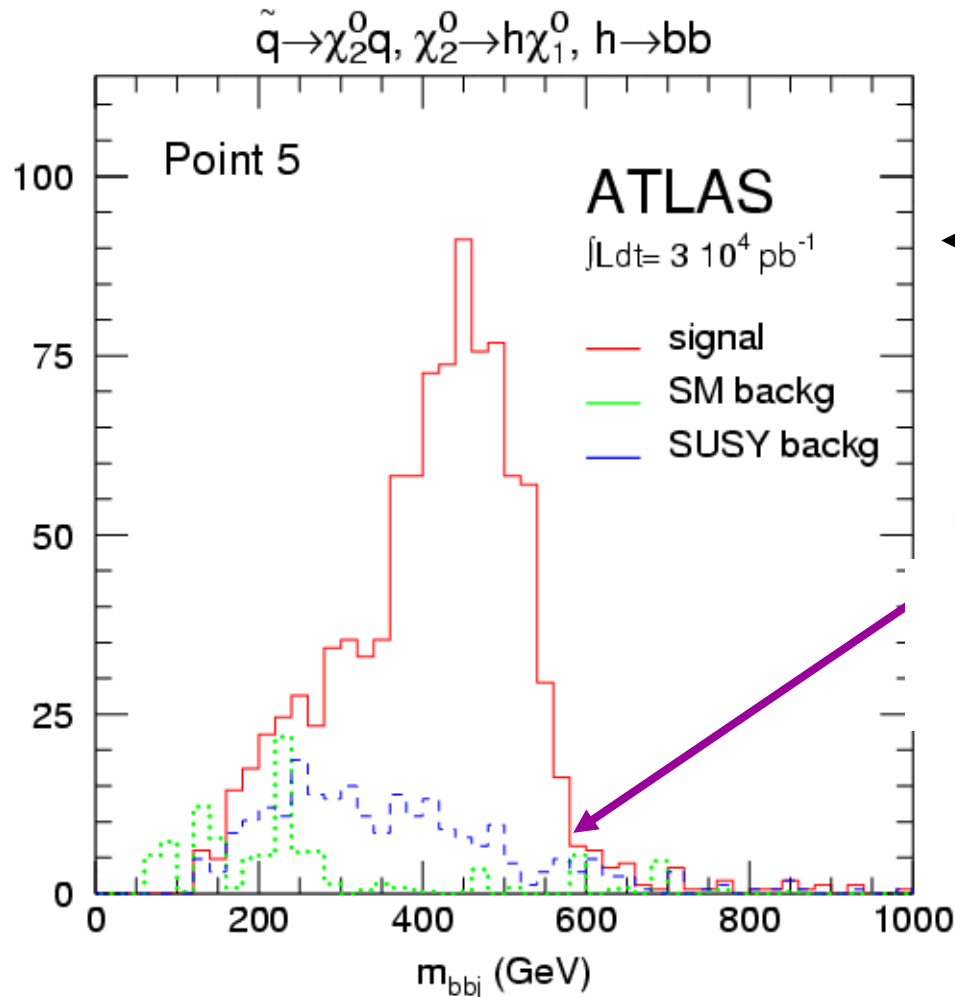
- ~ 1% from  $h \rightarrow bb$   
(dominated by systematics on b-jet scale)
- ~ 2‰ from  $h \rightarrow \gamma\gamma$   
( $\gamma$  scale known to 1‰ but low rate  $\rightarrow$  need 300 fb<sup>-1</sup>)

In general, for exclusive channels main background to SUSY is SUSY !

② Reconstruction of  $\tilde{q}_L \rightarrow q \chi^0_2$   
 $\chi^0_2 \rightarrow h \chi^0_1$   
 $h \rightarrow bb$

$\tilde{q}_L$  from  $\tilde{q}_L \tilde{q}, \tilde{q}_L \tilde{g}, \tilde{g} \tilde{g} (\tilde{g} \rightarrow \tilde{q}_L q)$  production

$$m(\tilde{q}_L, \chi^0_2, \chi^0_1) = 690, 232, 121 \text{ GeV}$$



- Select events with  $m_{bb} = m_h \pm 25 \text{ GeV}$
- Form invariant mass of bb pair with two hardest jets in final state
- Plot minimum of two  $m_{bbj}$  masses

End-point clearly visible (due to 2-body kinematics):

$$(M_{\tilde{q}q}^{\text{max}})^2 = M_{\tilde{q}}^2 + (M_{\tilde{q}}^2 - M_{\tilde{q}\tilde{q}}^2) \left[ \frac{M_{\tilde{q}\tilde{q}}^2 + M_h^2 - M_{\chi^0_1}^2 + \sqrt{(M_{\tilde{q}\tilde{q}}^2 - M_h^2 - M_{\chi^0_1}^2)^2 - 4M_{\tilde{q}}^2 M_{\chi^0_1}^2}}{2M_{\tilde{q}\tilde{q}}^2} \right]$$

Can be measured to  $\approx 1.5\%$  for  $30 \text{ fb}^{-1}$   
 $\rightarrow$  constraint on combination of  $\tilde{q}_L, \chi^0_2, \chi^0_1$  masses

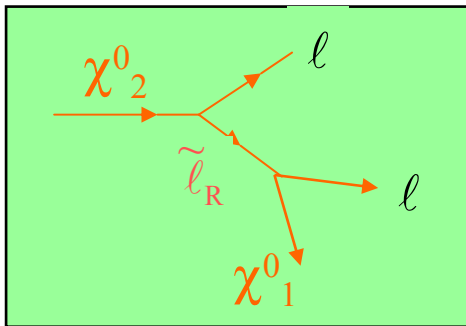
If  $\chi^0_{1,2}$  masses known, squark left mass can be measured to  $\pm 7 \text{ GeV}$  (jet scale !) for  $300 \text{ fb}^{-1}$



Note :

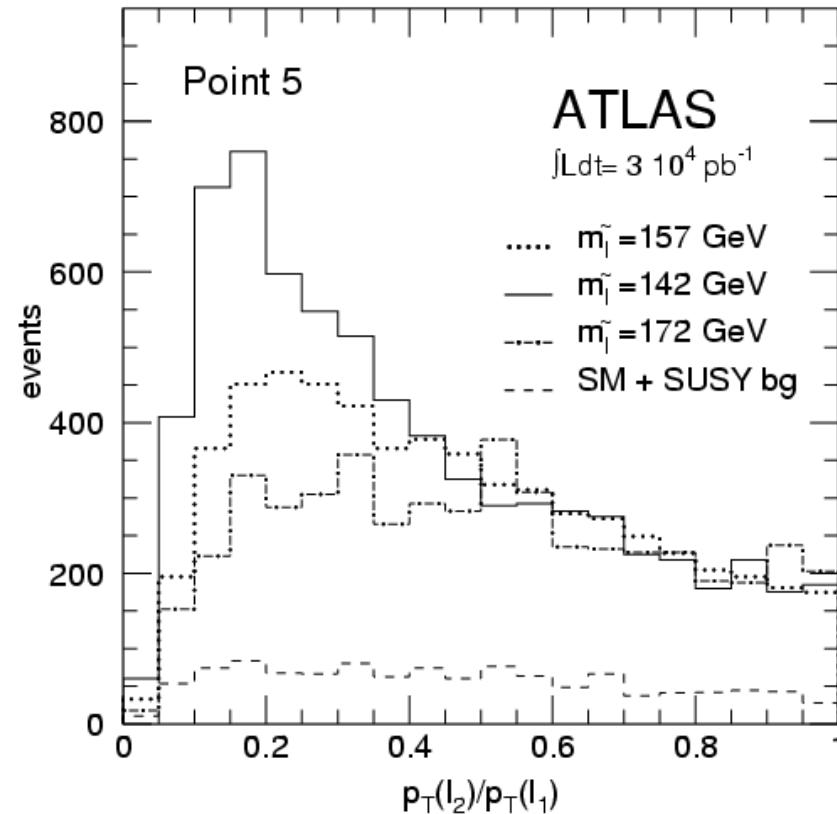
- difference in edge position for  $e^+e^-$  and  $\mu^+\mu^-$  distributions would indicate  $m(\tilde{\mu}_R) \neq m(\tilde{e}_R)$   
 → precise measurement of end-point crucial → sensitivity to  $\approx \%$  mass difference expected
- evidence for 2-body  $\chi^0_2 \rightarrow \tilde{\ell}_R \ell$  (rather than 3-body  $\chi^0_2 \rightarrow \ell^+ \ell^- \chi^0_1$ ) from large signal rate (same order as for  $h \rightarrow b\bar{b}$ )

Furthermore ...

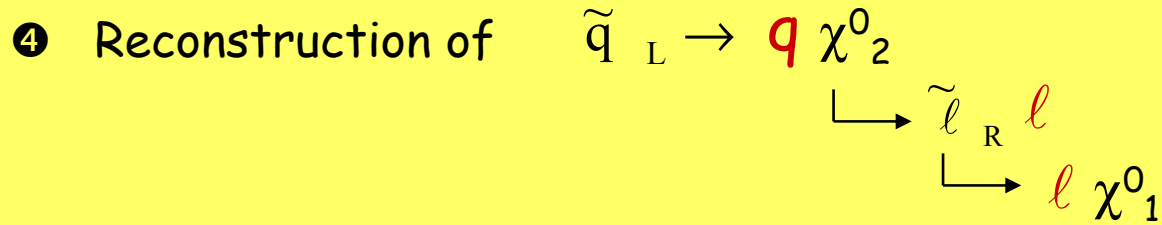


Ratio of lepton  $p_T$ 's sensitive to distance of slepton mass from  $\chi^0_1$  and  $\chi^0_2$  masses

$$m(\chi^0_2, \tilde{\ell}_R, \chi^0_1) = 232, 157, 121 \text{ GeV}$$



For fixed  $m(\chi^0_1)$  and  $m(\chi^0_2)$ , distribution sensitive to a few GeV variation of slepton mass



$$m(\tilde{q}_L, \chi^0_2, \tilde{l}_R, \chi^0_1) = 690, 232, 157, 121 \text{ GeV}$$

$\tilde{q}_L$  produced from

- $\tilde{q}_L \tilde{q}_L$
- $\tilde{q}_L \tilde{q}_R$  ( $\tilde{q}_R \rightarrow q \chi^0_1$ )
- $\tilde{g}\tilde{g}, \tilde{g}\tilde{q}$  with  $\tilde{g} \rightarrow \tilde{q}_L q$

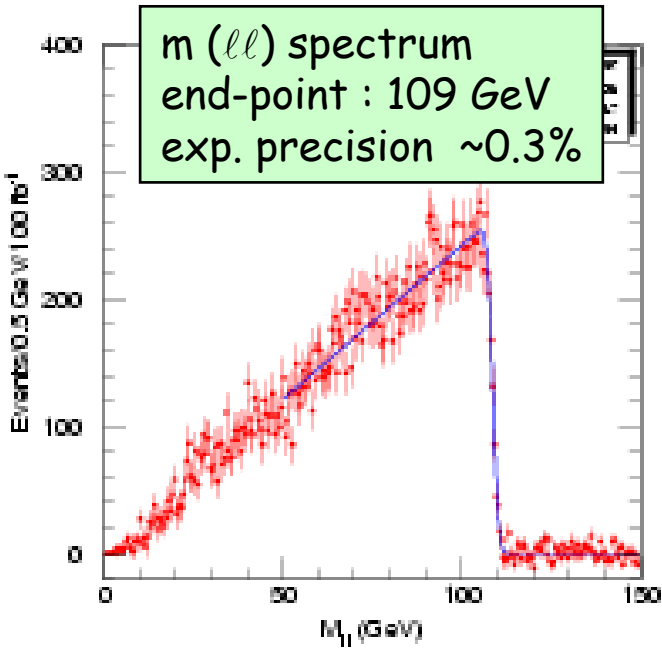
$$\Delta m(\tilde{q}_L - \chi^0_2) \approx 460 \text{ GeV}$$

$$\Delta m(\tilde{q}_R - \chi^0_1) \approx 540 \text{ GeV}$$

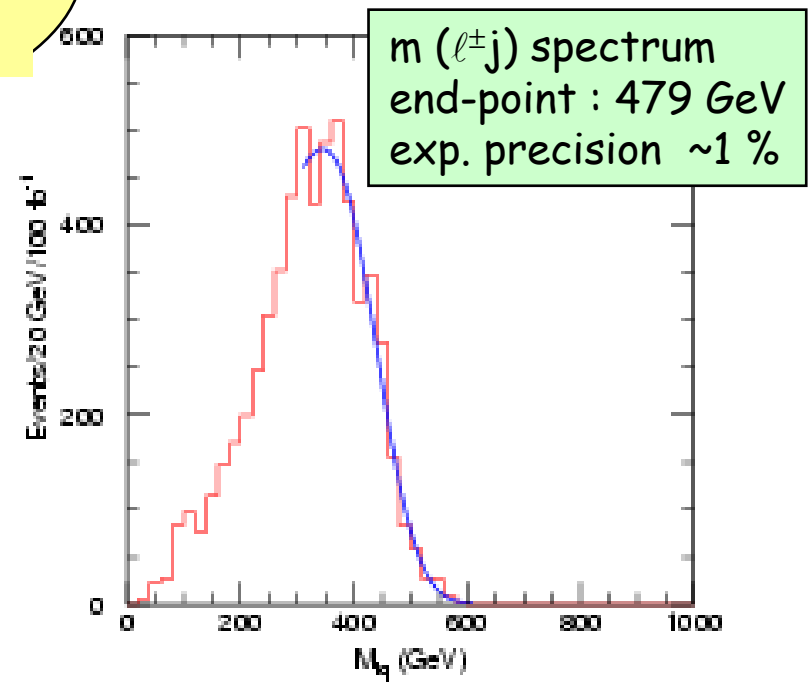
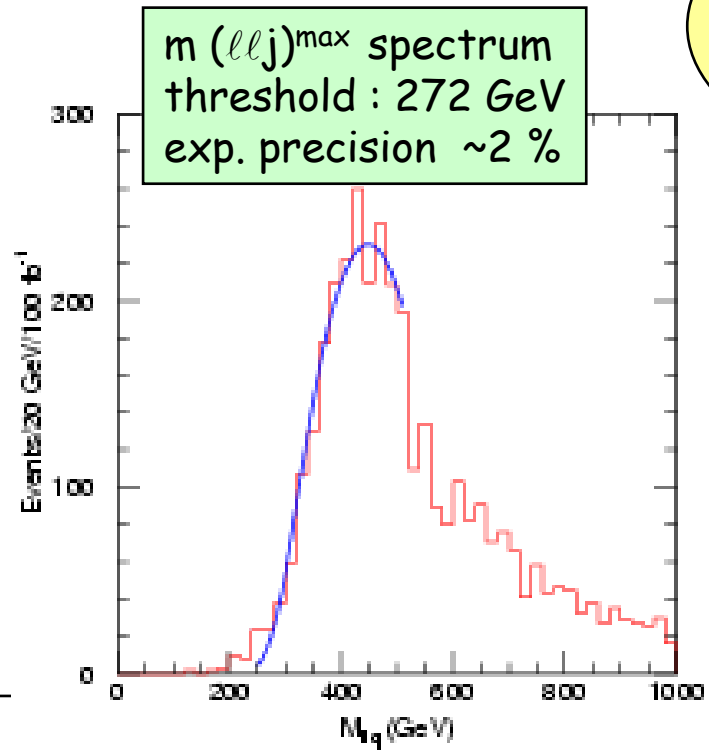
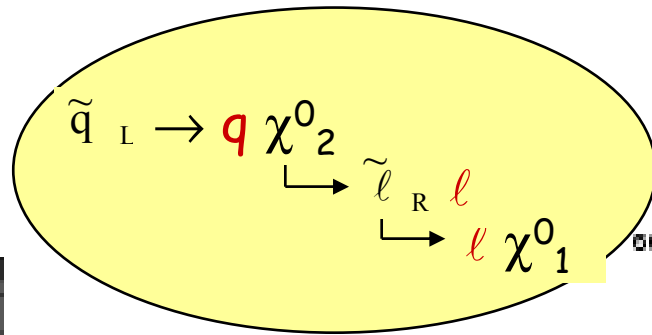
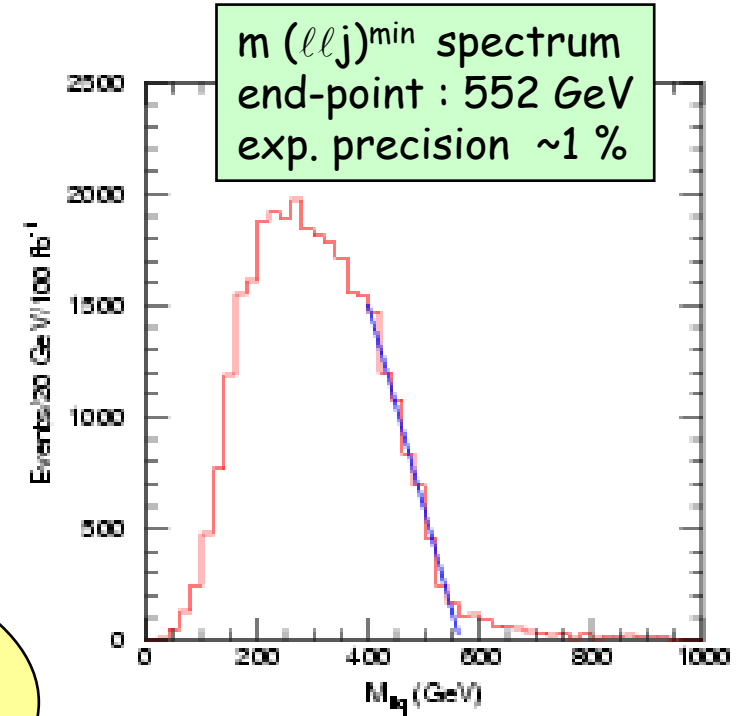
$$\Delta m(\tilde{g} - \tilde{q}_L) \approx 80 \text{ GeV}$$

$\Rightarrow$  **hardest jets in the event**  
from  $\tilde{q}_{L,R}$  decays

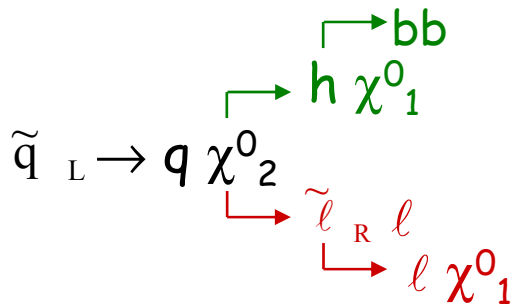
- ①  $m(\ell^+\ell^-)$  distribution **constrains combination of**  $m(\chi^0_2), m(\tilde{l}_R), m(\chi^0_1)$
- ② combine  $\ell^+\ell^-$  with each of two hardest jets  $\rightarrow m(\ell^+\ell^-j)$ 
  - the smaller of two  $m(\ell^+\ell^-j)$  should be smaller than end-point of squark left decay chain
  - the larger of two  $m(\ell^+\ell^-j)$  should be larger than "threshold" of squark left decay chain $\rightarrow$  these mass spectra and edges **constrain combination of**  $m(\tilde{q}_L), m(\chi^0_2), m(\tilde{l}_R), m(\chi^0_1)$
- ③ for smaller  $m(\ell^+\ell^-j)$  combination, plot the two possible  $m(\ell^\pm j)$  combinations
  - $\rightarrow$  distribution **constrains** (through the "right" combination where  $\ell$  is from  $\chi^0_2$ )  
**combination of**  $m(\tilde{q}_L), m(\chi^0_2), m(\tilde{l}_R)$



ATLAS  
100 fb<sup>-1</sup>



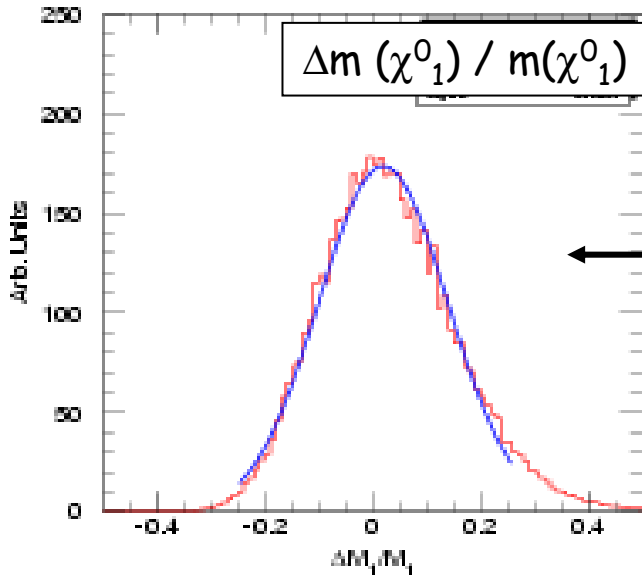




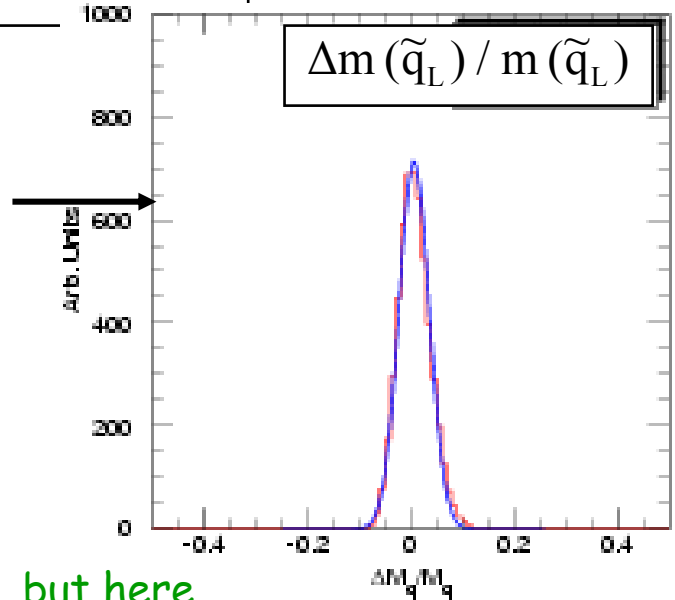
Putting all constraints together:

$$m(bb\bar{j}), m(\ell\ell), m(\ell\ell j)^{\max}, m(\ell\ell j)^{\min}, m(\ell j)$$

Sparticle mass	Expected precision 100 fb <sup>-1</sup>
squark left	± 3%
$\chi^0_2$	± 6%
slepton mass	± 9%
$\chi^0_1$	± 12%



$$\frac{m(\text{reconstructed}) - m(\text{true})}{m(\text{true})}$$



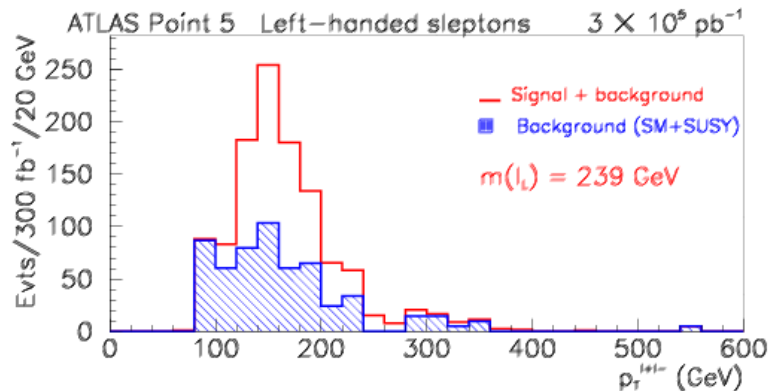
- These errors larger than from fit within mSUGRA (see later ..), but here ~ no assumptions about underlying model. Constraints just from kinematics distributions.
- Interpretation (e.g. squark left is source of  $\chi^0_2$  and not squark right) is model dependent, but in most cases more general than mSUGRA
- In general, long decay chains give multiple constraints on masses through kinematic distributions

# 5 Reconstruction of $pp \rightarrow \tilde{\ell}^+ \tilde{\ell}^- \rightarrow \ell \chi^0_1 \ell \chi^0_1$

$$m(\tilde{\ell}_R, \tilde{\ell}_L) = 157, 240 \text{ GeV}$$

- $\sigma \approx 65 \text{ fb}$       $\ell = e, \mu$
- $\text{BR}(\tilde{\ell} \rightarrow \ell \chi^0_1) = 100\%$       $\rightarrow$  look for 2 acoplanar leptons and no jet activity
- Event selection:
  - MET  $> 120 \text{ GeV}$
  - 2 OS-SF leptons  $p_T > 30 \text{ GeV}$
  - $\Delta\varphi_{\ell\ell} < 2.5$  (to reject WW)
  - no jets  $p_T > 40 \text{ GeV}$  (to reject tt, SUSY background)

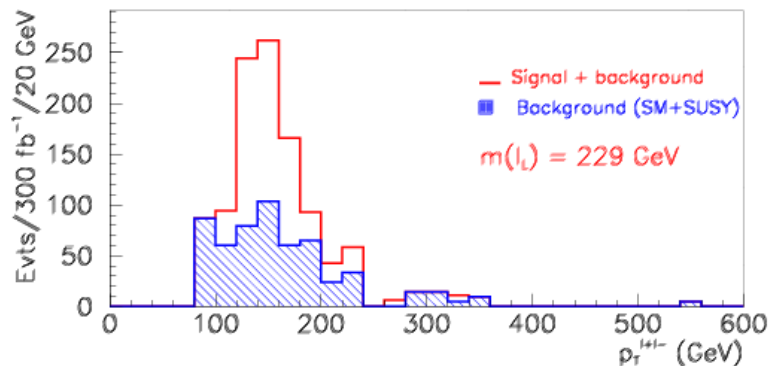
these hard cuts kill  $\tilde{\ell}_R \tilde{\ell}_R$



$p_T$  distribution of lepton pair provide constraint on combination of  $\tilde{\ell}_L$  and  $\chi^0_1$  masses

Tiny rate :  $S = 600 \text{ evts}$ ,  $B = 280 \text{ evts}$  for  $300 \text{ fb}^{-1}$   
 $\rightarrow$  need ultimate LHC luminosity

If  $\chi^0_1$  mass known, slepton left mass can be measured to few GeV for  $300 \text{ fb}^{-1}$



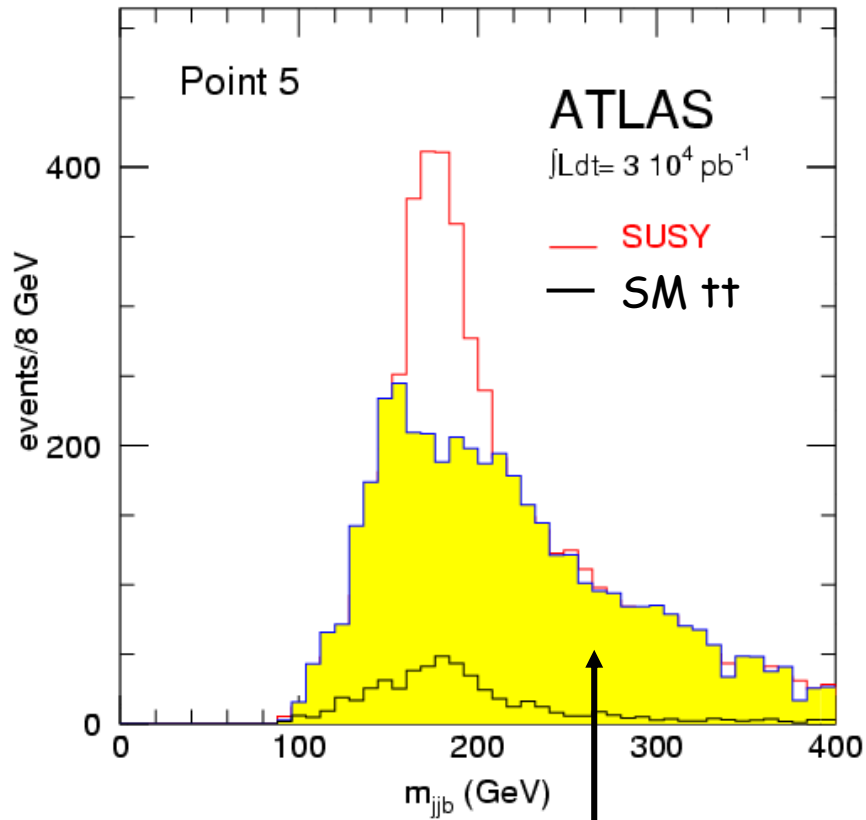
This is one of few cases where direct  $\tilde{\ell}^+ \tilde{\ell}^-$  production (small cross-section, large backgrounds) observable at LHC. Typical reach  $m(\tilde{\ell}) < 350 \text{ GeV}$

## ⑥ Reconstruction of $t\bar{t}$ pairs $\rightarrow \tilde{g}, \tilde{t}$ masses

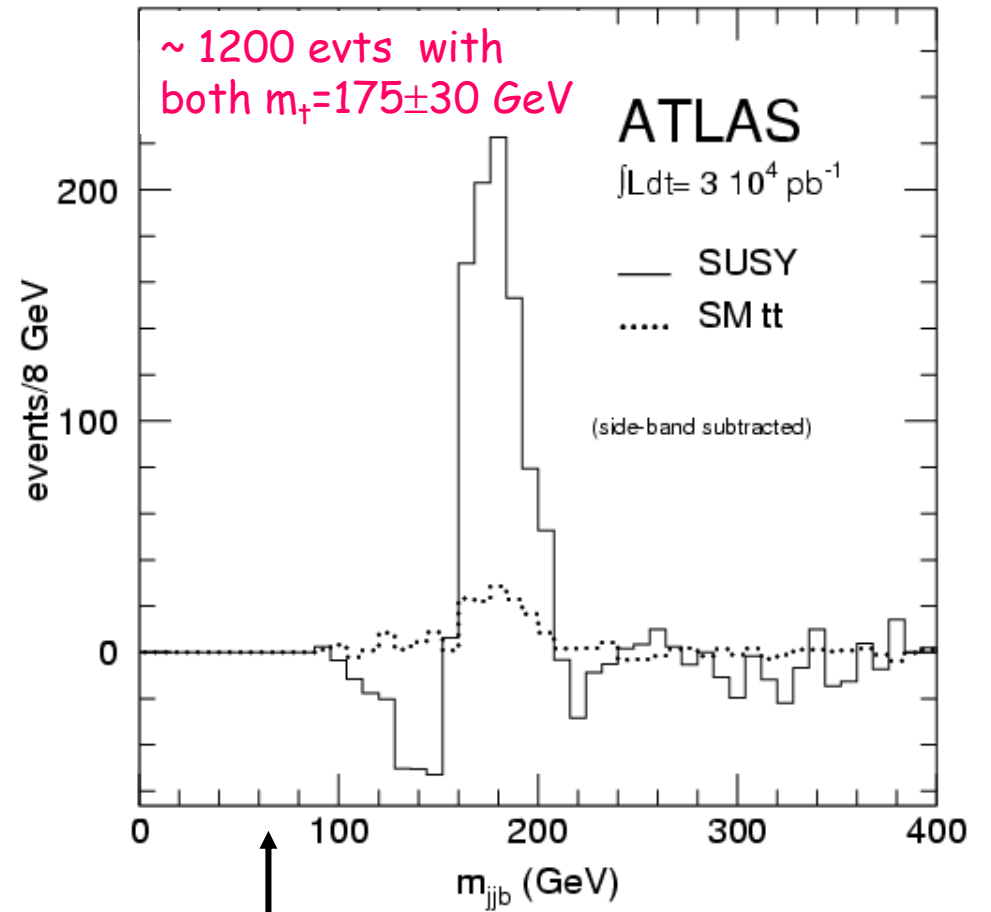
- In general, observation of  $t\bar{t}$  pairs in SUSY events could be sign of  $\tilde{t}\tilde{t}$  direct production or  $\tilde{g} \rightarrow \tilde{t}t$  ( $\tilde{b} \rightarrow t\chi^\pm$  can also contribute)
- Direct production has small cross-section because of structure functions (no  $t\bar{t}$  pairs in the proton sea)  $\rightarrow$  large signal would indicate that  $\tilde{g} \rightarrow \tilde{t}t$  is open
- SM  $t\bar{t}$  production can be rejected asking fully-hadronic  $t \rightarrow bjj$  decays and large MET
- To look for a  $t\bar{t}$  signal at Point 5 (rather model-independent cuts):
  - 2 b-tagged jets  $p_T > 30 \text{ GeV}$ ,  $\geq 4$  additional jets  $p_T > 30 \text{ GeV}$   
MET  $> 200 \text{ GeV}$ , no charged lepton
  - All  $jj$  pairs with  $m_{jj} = m_W \pm 15 \text{ GeV}$  considered and two  $m_{jjb}$  reconstructed for each  $jj$  pair
  - Pairing that minimises  $\chi^2 = (m_{jjb}^{(1)} - m_t)^2 + (m_{jjb}^{(2)} - m_t)^2$  chosen



### Inclusive $t\bar{t}$ sample at Point 5



Estimated SUSY combinatorial from side-bands of  $m_W$  spectrum. After subtraction



Such a large signal indicates that  $\tilde{g} \rightarrow \tilde{t}t$  is open

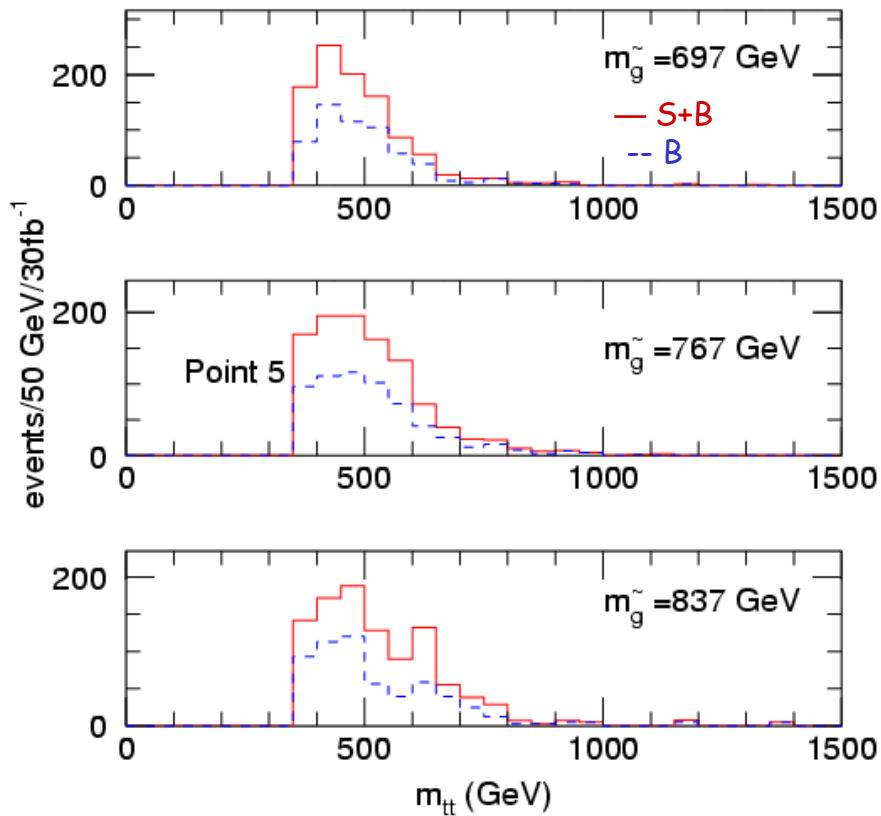
From this inclusive  $t\bar{t}$  sample, try to get some sensitivity to:

$$\tilde{g} \rightarrow \tilde{t}\bar{t}$$

- additional activity in the event  
→ ask additional jet  $p_T > 300$  GeV
- $m_{t\bar{t}}$  distribution sensitive to gluino mass

$$\text{Direct } \tilde{t}\bar{\tilde{t}} \rightarrow t\chi^0_1, t\chi^0_{-1}$$

- no additional activity → veto additional jets
- low rate :  $\sigma \times \text{BR} \approx 300$  fb,  $\epsilon \approx 1\%$   
→ need  $300$  fb $^{-1}$
- $p_T$  (top) distribution sensitive to stop mass



constraints on combination of  $\tilde{g}, \tilde{t}, \chi^0_1$  masses

# Summary of measurements for Point 5

ATLAS

Measured quantity	Value (GeV)	Error (GeV) 30 fb <sup>-1</sup>	Error (GeV) 300 fb <sup>-1</sup>
$m_h$	92.9	1.0	0.2
$M_{hj}^{\max}$	552.5	10.0	5.5
$M_{hq}^{\min}$	346.5	17.0	17.0
$M_{\ell\ell}^{\max}$	108.9	0.5	0.1
$M_{\ell j}^{\max}$	478.1	11.5	5.0
$M_{\ell j}^{\max} / M_{\ell\ell j}^{\max}$	0.86	0.06	0.02
$M_{\ell\ell j}^{\min}$	271.8	14.0	5.4

Particles directly observable:

$$\tilde{q}_L, \tilde{q}_R, \tilde{g}, \tilde{t}_1, \tilde{l}_R, \tilde{l}_L, h, \chi_2^0$$

Note : not all possibilities of mass combinations explored ...

Next step :

global fit of mSUGRA to all experimental measurements  
 $\Rightarrow$  determine parameters of underlying model

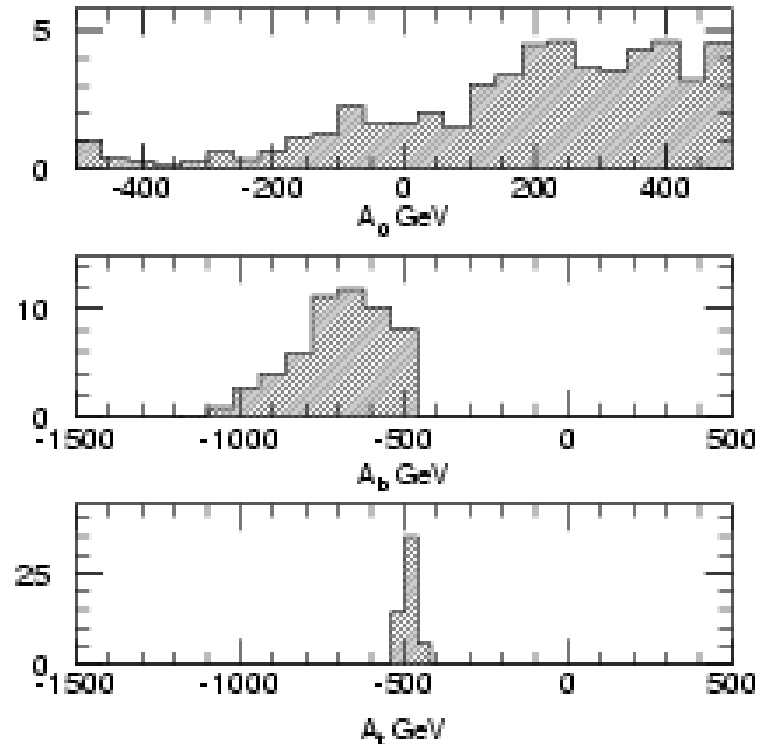


	30 fb <sup>-1</sup>	300 fb <sup>-1</sup>
$m_0$	$100.0^{+4.1}_{-2.2}$ GeV	$100.0 \pm 1.3$ GeV
$m_{1/2}$	$300.0 \pm 2.7$ GeV	$300.0 \pm 1.5$ GeV
$\tan\beta$	$2.00 \pm 0.1$	$2.00 \pm 0.05$
$\mu$	+	+
$A_0$	unconstrained	unconstrained

LHC Point 5

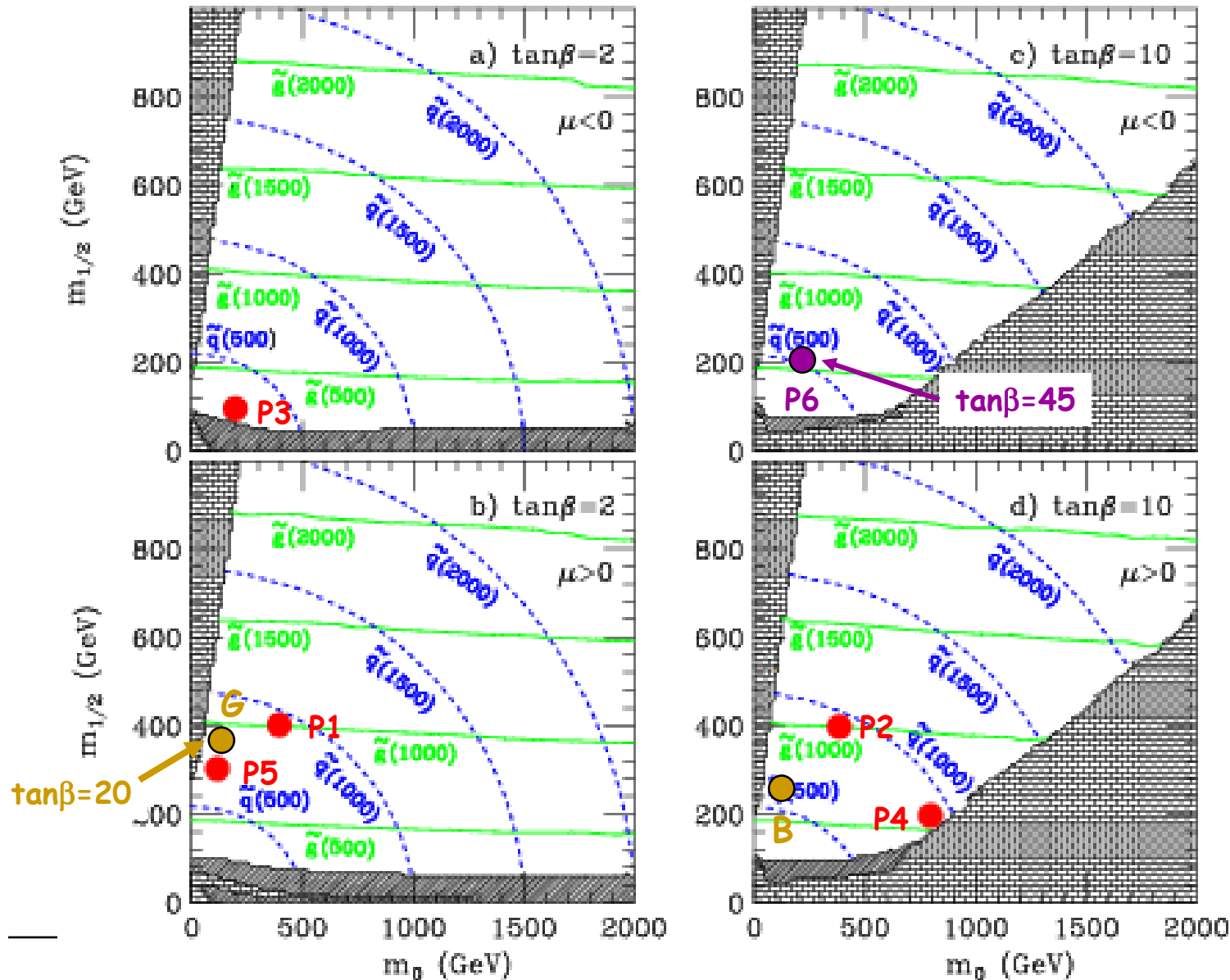


Mixing parameters at the EW scale ( $A_t, A_b, A_\tau$ ), determined from measurements of stop, sbottom, stau final states, are little sensitive to  $A_0$  at GUT scale (RGE cause them to evolve to  $\sim$  fixed points with little dependence on  $A_0$ )



Other mSUGRA points studied in detail :

- P1-P5 : 5 original "LHC Points" ('96)
- P6 : very large tanβ point
- B, G : from "post-LEP" benchmark (CMS study)






Very large  $\tan\beta$  models : ex. " Point 6 "

$m_0 = 200 \text{ GeV}$ ,  $m_{1/2} = 200 \text{ GeV}$ ,  
 $A_0 = 300 \text{ GeV}$ ,  $\tan\beta = 45$ ,  $\mu < 0$

$\text{BR}(\tilde{g} \rightarrow \tilde{b}_1 b) \approx 55\%$     $\text{BR}(\tilde{b}_1 \rightarrow b \chi_2^0) \approx 40\%$   
 $\text{BR}(\chi_2^0 \rightarrow \tilde{\tau}_1 \tau) = 100\%$



experimentally more difficult than  $\chi_2^0 \rightarrow h \chi_1^0, \tilde{\ell}\ell$   
 because of additional neutrinos

$m(\tilde{\tau}_1) \sim 132 \text{ GeV}$

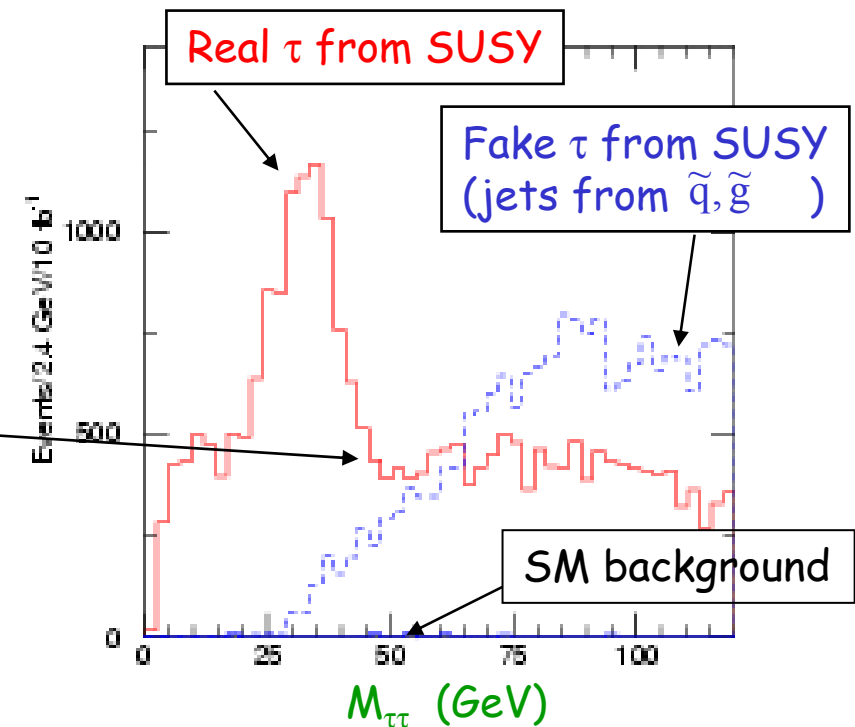
$m(\chi_{1,2}^0) \sim 81, 152 \text{ GeV}$

$m(\tilde{g}) \sim 540 \text{ GeV}$ ,  $m(\tilde{b}_1) \sim 390 \text{ GeV}$

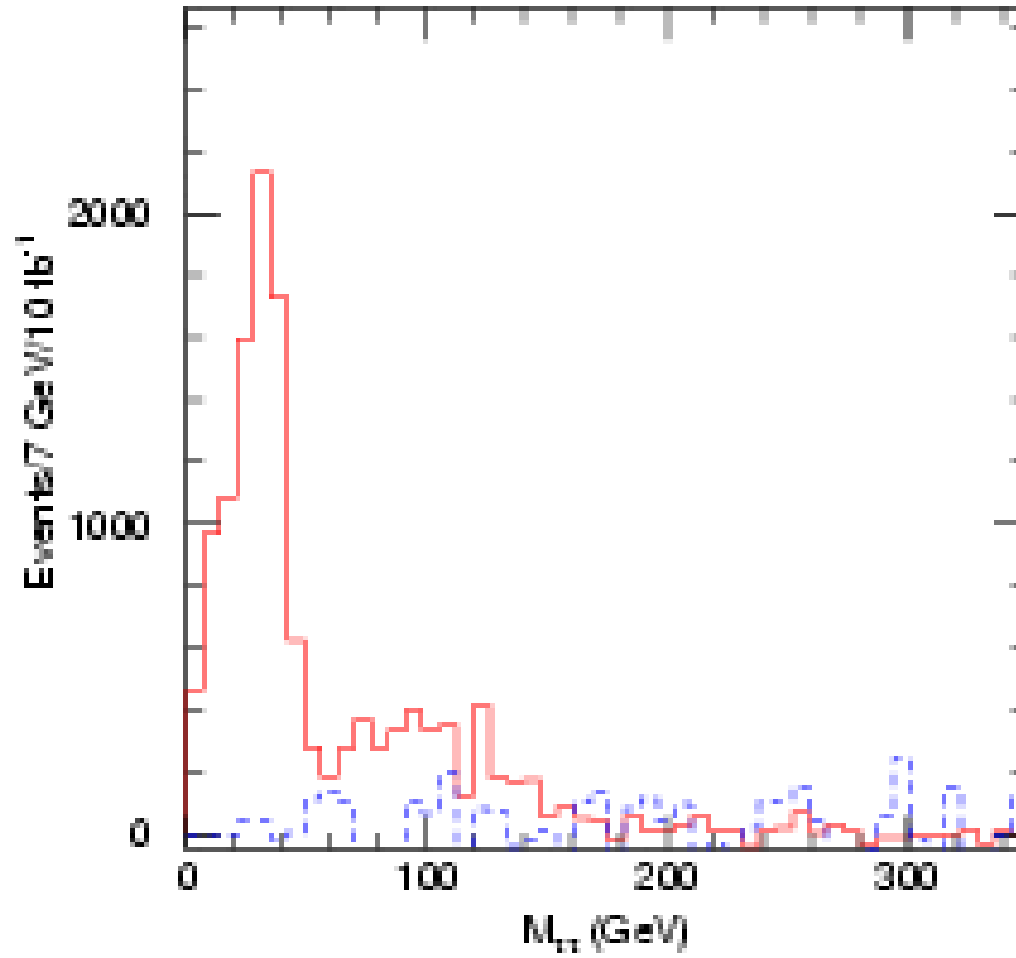
- Select events with two OS hadronic taus  $p_T > 20 \text{ GeV}$  + high- $p_T$  jets + MET
- Reconstruct  $M_{\tau\tau} \equiv$  invariant mass of two  $\tau$ -jets [ $M_{\tau\tau}(\text{rec.}) \sim 0.7 M_{\tau\tau}(\text{true})$  because of escaping  $\nu$ 's]

Expect end-point at  $M_{\tau\tau}^{\text{max}} = 59.6 \text{ GeV}$

- Background can be subtracted by looking at distribution for  $\tau^+\tau^- - \tau^\pm\tau^\pm$
- End-point can be measured to  $\sim 5\%$
- Then combine  $\tau\tau$  with b-jet  $\Rightarrow$  reconstruct  $\tilde{b}_1 \rightarrow b \chi_2^0$
- Exclusive measurements possible (at least for light SUSY ...) but with smaller precision



Background-subtracted distribution :  $\tau^+\tau^- - \tau^\pm\tau^\pm$



Expected precision on mSUGRA parameters for 5 LHC Points and large  $\tan\beta$  Point

Point	$m_0$ (GeV)	$m_{1/2}$ (GeV)	$\tan\beta$	ATLAS 300 fb <sup>-1</sup>
1	400 ± 100 (25%)	400 ± 8 (2%)	2 ± 0.02 (1%)	
2	400 ± 100 (25%)	400 ± 8 (2%)	10 ± 1.2 (12%)	sign $\mu$ determined except Point 6
3	200 ± 5 (2.5%)	100 ± 1 (1%)	2 ± 0.02 (1%)	$A_0 \sim$ unconstrained except Point 6
4	800 ± 35 (4%)	200 ± 1.5 (0.8%)	10 ± 0.6 (6%)	
5	100 ± 1.3 (1.3%)	300 ± 1.5 (0.5%)	2 ± 0.05 (2.5%)	
6 $\tan\beta = 45$	218 ± 30, 242 ± 25 (~ 10%)	196 ± 8, 194 ± 6 (3.5%)	44 ± 1.1, 45 ± 1.7 (~ 3%)	$\mu = +, -$

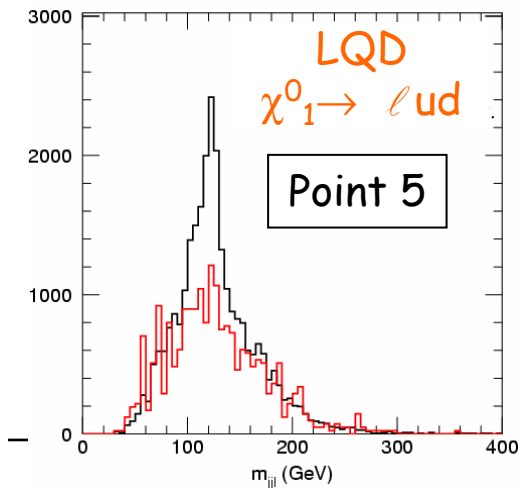
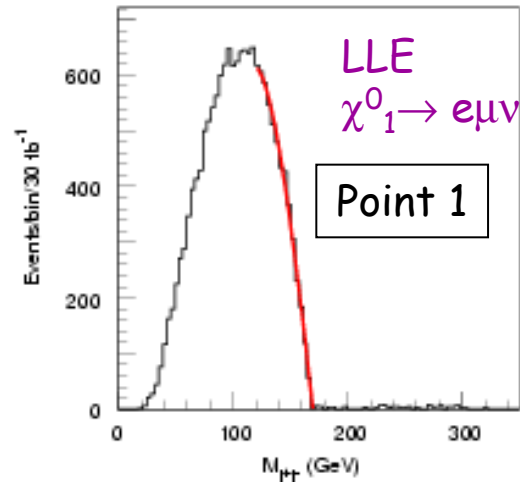
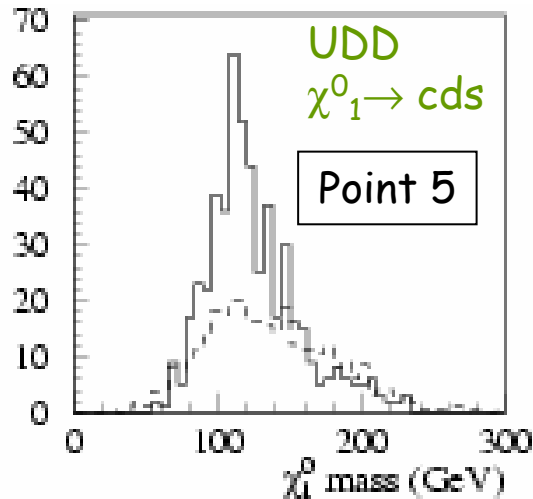
## Remarks :

- Only mass distributions used here. Much more information will be available in data: cross-sections, branching ratios, many additional distributions → we will use everything → many more constraints. In this respect, these results are conservative.
- In addition, these 6 Points are not particularly “LHC-friendly” (chosen by J. Ellis ...)
- Constrained models like mSUGRA can artificially improve expected precision on model parameters because of high correlations between masses, etc.  
However :
  - impossible in practice to work in general MSSM (~ 100 parameters, not predictive enough) without experimental data to provide guidance
  - constrained models nevertheless provide useful benchmarks for study of LHC potential, detector performance, main analysis strategies

# R-parity violating SUSY

- Considered case: only  $\chi_1^0$  decays violating R-parity ( $\lambda \sim 10^{-2}$ )
- MET signature lost but  $\chi_1^0$  mass can be reconstructed in many cases  $\rightarrow$  full reconstruction of masses in decay chains.

$\Rightarrow$  Precision measurements and constraints of underlying theory equal/better to/than  $R_p$ -conserving mSUGRA, except in few cases (e.g. LLE with  $\chi_1^0 \rightarrow \tau \ell \nu$ )



$\chi_1^0$  measured to (30 fb<sup>-1</sup>):

$\approx$  % UDD

$\approx$  % LQD

$\approx$  ‰ LLE

More work needed to optimise  $\chi_1^0 \rightarrow jjj$  reconstruction (algorithms, etc.) for light masses ( $\sim 100$  GeV)

# Gauge-Mediated SUSY Breaking

LSP  $\equiv \tilde{G}$      $m(\tilde{G}) < \text{KeV}$     escapes detection

Phenomenology depends on nature and lifetime of NLSP:  $c\tau \approx 100 \mu\text{m} \left( \frac{100}{m(\text{NLSP})} \right)^5 \left( \frac{F}{100 \text{ TeV}} \right)^4$

NLSP  $\equiv \tilde{l} \rightarrow l \tilde{G}$

$c\tau \ll L_{\text{det}}$     leptons + MET  
 $c\tau \approx L_{\text{det}}$     kinks in inner detector  
 $c\tau \gg L_{\text{det}}$     heavy stable charged particles

NLSP  $\equiv \chi_1^0 \rightarrow \gamma \tilde{G}$

$c\tau \ll L_{\text{det}}$     two photons + MET  
 $c\tau \approx L_{\text{det}}$     non-pointing photons  
 $c\tau \gg L_{\text{det}}$     missing  $E_T$

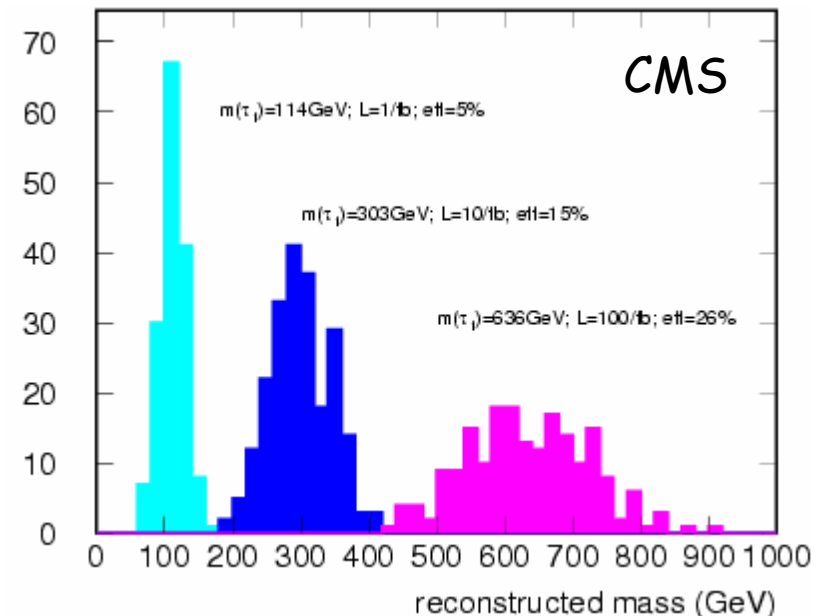
In most cases easier than SUGRA (4 Points studied)

- additional/exotic signatures from NLSP decay
- long decay chains
- parameters constrained to ~ % in minimal models (no SUGRA solution found)

NLSP  $\equiv \tilde{\tau}_1, c\tau \sim 1 \text{ Km}$

Stable, slow ( $\beta < 1$ ) charged particles → give delayed signal in muon chambers ( $\sigma_{\tau} \sim 1 \text{ ns}$ )

$m$  measured from  $\beta$  and  $p$





Can we deduce some general "model-independent" lessons from these studies ?

- ① SUSY should be discovered at LHC up to  $m(\tilde{q}, \tilde{g}) \approx 2.5 \text{ TeV}$
- ②  $h$  should be discovered, mass should be measured to 0.1%-1%
- ③ Several precise measurements of SUSY events should be possible :
  - If squark and gluino masses are not both  $\gg 1 \text{ TeV}$   
(otherwise statistics may be too small to select exclusive chains)
  - $\chi^0_2$  decay [  $\chi^0_2 \rightarrow h \chi^0_1, \chi^0_2 \rightarrow \ell\ell\chi^0_1$  ] excellent starting point for moderate  $\tan\beta$ .  
For  $\tan\beta > 20$  :  $\text{BR}(\chi^0_2 \rightarrow \text{stau-tau}) \rightarrow 100\% \Rightarrow$  reduced measurements/precision expected
  - Kinematic distributions (peaks, edges) provide constraints on combination of masses which depend only on the involved masses. If decay chains long enough, these masses can be reconstructed in "model-independent" way from pure kinematics.  
Observability of these chains and their interpretation IS model-dependent.
  - In general, more powerful measurements in GMSB (richer topologies, longer decay chains) and  $R_p$ -violating models ( $\chi^0_1$  mass can be reconstructed directly)
  - A large amount of information will be available in the data (only partially exploited here) and all possible distributions will be used.

Note : ATLAS and CMS very powerful and multi-purpose detectors  
(see e.g. case of "new" GMSB signatures)



④ So ... after initial discovery phase, one could :

- Look for general features : Is there large MET ? Are there many leptons ? Are there "exotic" signatures (many  $\gamma$ 's, heavy stable charged particles, kinks in tracker, etc.) ? Are there many b-jets and taus (could indicate large  $\tan\beta$ ) ?
- Look for / reconstruct semi-inclusive topologies, e.g. :
  - $h \rightarrow bb$  peaks
  - $l^+l^-$  peaks, edges, ...
  - $tt$  pairs and their spectra  $\rightarrow$  may indicate stop, sbottom in final state
- Look for n leptons + MET and nothing else:
  - $l^+l^-$  + MET may indicate slepton-pair production
  - $3l$  + MET may indicate  $\chi^{\pm}_1 \chi^0_2 \rightarrow 3l$
  - $4l$  + MET may indicate  $A/H \rightarrow \chi^0_2 \chi^0_2 \rightarrow 4l$
- Explore Higgs sector (e.g. look for  $\mu\mu$  and  $\tau\tau$  peaks)
- etc. etc.

- At each step we should narrow spectrum of possible models and get guidance to go on
- Joint effort theory/experiments will be essential
- More complicated signatures (e.g. involving combinations of jets) require much more work ...

Note : to test this strategy, LHC experiments are planning to do "blind search" simulation studies before LHC start-up

## What the LHC can do and cannot do .....

Note : these are few examples/indications and not absolute principles ...

Model	A	B	C	D	E	F	G	H	I	J	K	L	M
$m_{1/2}$	600	250	400	525	300	1000	375	1500	350	750	1150	450	1900
$m_0$	140	100	90	125	1500	3450	120	419	180	300	1000	350	1500
$\tan \beta$	5	10	10	10	10	10	20	20	35	35	35	50	50
$\text{sign}(\mu)$	+	+	+	-	+	+	+	+	+	+	-	+	+
$h^0, H^0, A$	1	1	1	1	1	1	3	1	3	3	3	3	1
$H^\pm$	0	1	1	0	0	0	1	0	1	1	1	1	0
$\chi_1^0/\chi_2^\pm$	3	6	3	3	6	1	3	0	3	1	1	3	0
sleptons	0	6	3	0	0	0	5	0	5	0	0	1	0
squarks	12	12	12	12	12	0	12	0	12	12	12	12	0
gluino	1	1	1	1	1	1	1	0	1	1	1	1	0

Set of mSUGRA benchmark points compatible with present constraints [hep-ph/0106204]



In general, the LHC can ... (examples ...)

Observe  $h$ , measure  $m_h$

Discover  $\tilde{q}, \tilde{g}$  up to  $\sim 2.5$  TeV

Observe  $\tilde{t}$  from  $\tilde{g} \rightarrow \tilde{t}t$  if  $m(\tilde{g}) \leq 1$  TeV

Observe  $\tilde{\ell}$  production (direct or from decays) up to  $m \sim 350$  GeV

Observe some gauginos (in particular  $\chi^0_2$ )

Constrain model parameters at 1%-10% level

In general, the LHC cannot ... (examples ...)

Observe  $A, H, H^\pm$  over full parameter space

Disentangle squark flavours for first two families

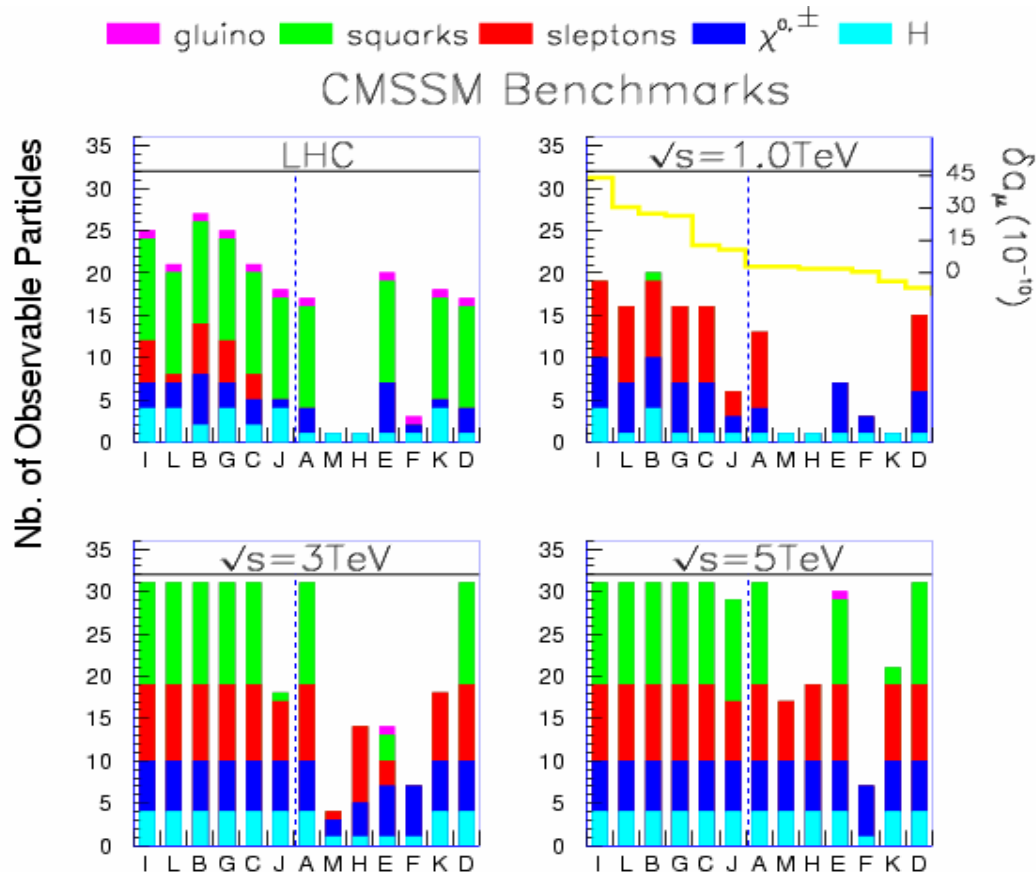
Observe direct  $\tilde{t}$  production if  $m(\tilde{t}) > 600$  GeV

Observe heavy  $\tilde{\ell}$

Observe and measure the full gaugino spectrum (in particular  $\chi^\pm$ )

Constrain model parameters to  $< 1\%$

# Complementarity between LHC and future $e^+e^-$ Colliders



In general :

- LHC most powerful for  $\tilde{q}$  and  $\tilde{g}$  (strongly interacting) but can miss some EW sparticles (gauginos, sleptons) and Higgs bosons
- Depending on  $\sqrt{s}$ , LC should cover part/all EW spectrum (usually lighter than squarks/gluinos) → should fill holes in LHC spectrum. Squarks could also be accessible if  $\sqrt{s}$  large enough.

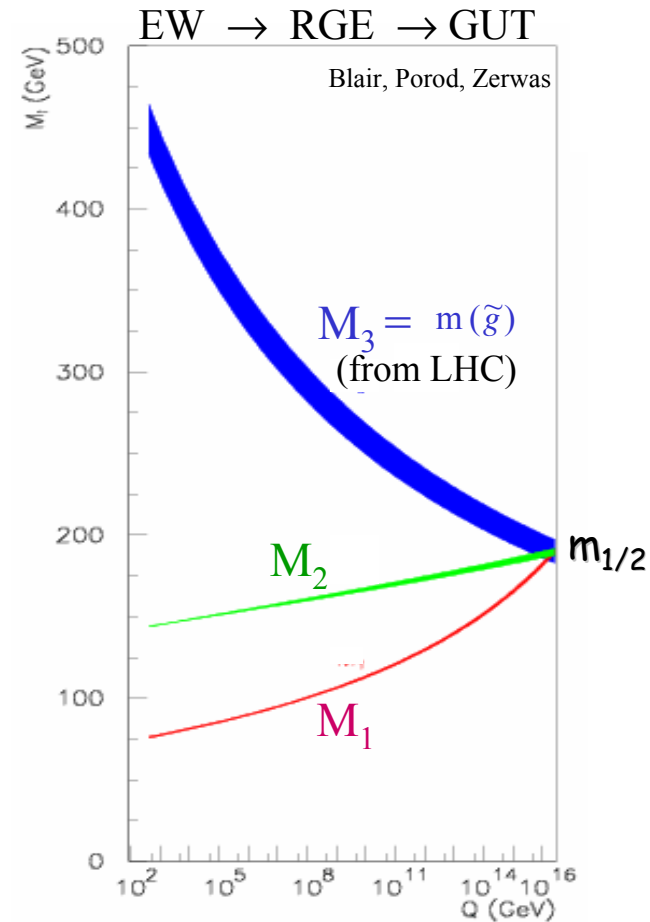
LC can perform precise measurements of masses (to  $\sim 0.1\%$ ), couplings, field content of sparticles with mass up to  $\sim \sqrt{s}/2$ , disentangle squark flavour, etc. (see lectures by M. Battaglia)

## Combining both Colliders

From precise measurements of e.g. gaugino masses at EW scale :

$M_3$  from LHC (precision  $\sim \%$ )  
 $M_1, M_2$  from LC (precision  $\sim \text{‰}$ )

reconstruct theory at high E

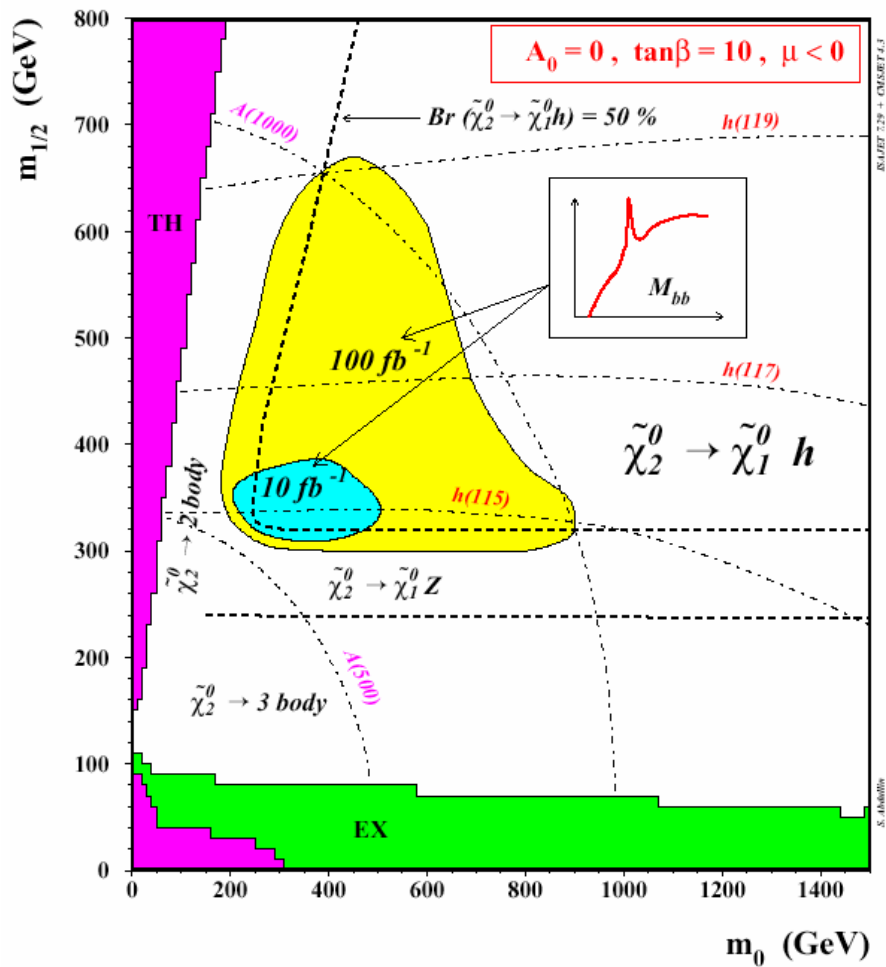


## Conclusions

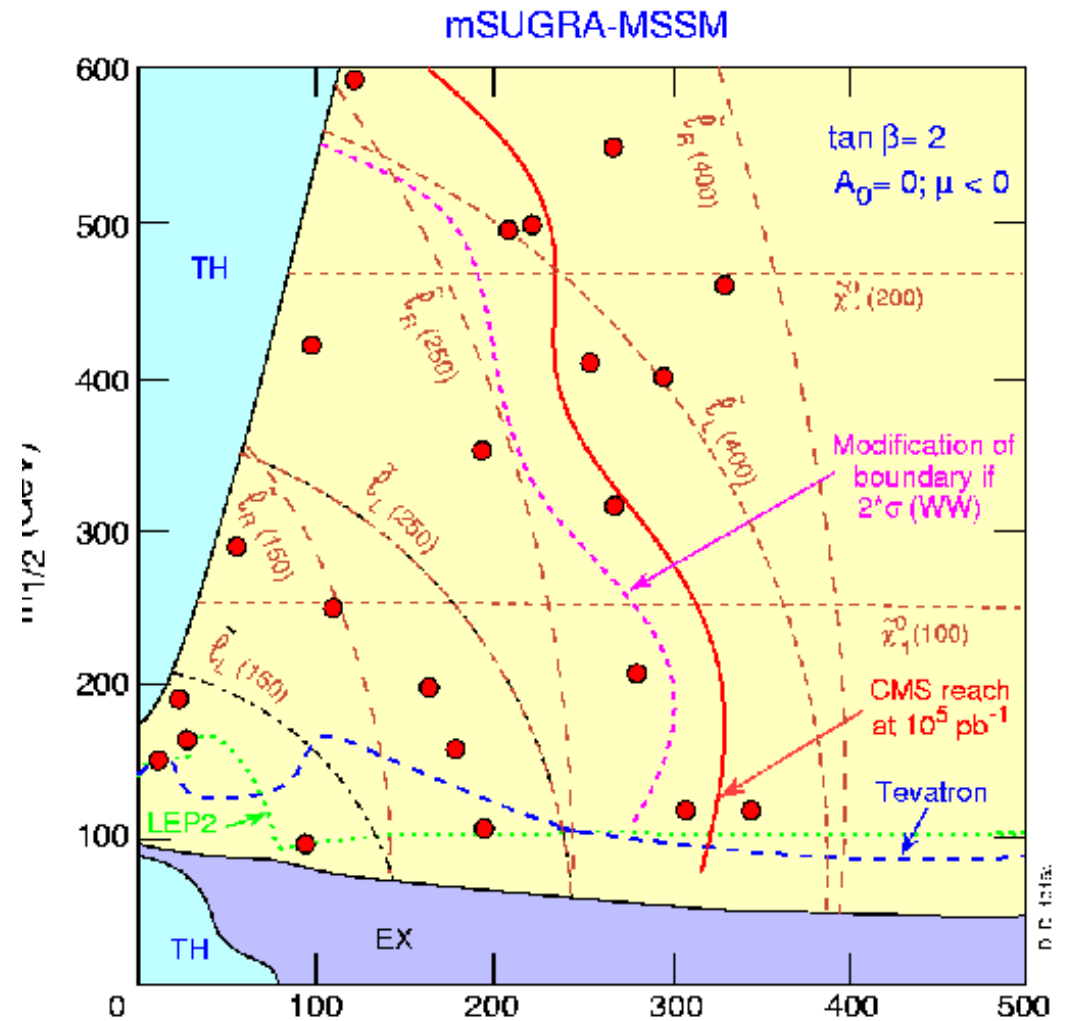
- If SUSY exists at the TeV scale, it should be “easy” and “fast” to discover it at the LHC. Ultimate LHC reach for squarks and gluinos:  $m \approx 2.5$  TeV
- The main challenge is therefore not to discover SUSY, but to observe the full spectrum and perform precise measurements.
- Discovery of squarks, gluinos, h should be “granted” in most cases, observation of heavy Higgs bosons and EW sparticles is more model-dependent  
→ LHC may leave holes in the SUSY spectrum.
- Several precise measurements of sparticle mass combination should be possible, and should allow the underlying theory to be constrained.  
Typical accuracies : 1-10% (demonstrated in minimal models).
- Several model-independent searches (e.g. semi-inclusive topologies) and analysis techniques (kinematic distributions) have been developed.  
Given also the large amount of information in the data, in particular in the rich cascade decays of squarks and gluinos, it is possible that a similar accuracy can be achieved in more general models than mSUGRA and mGMSB.

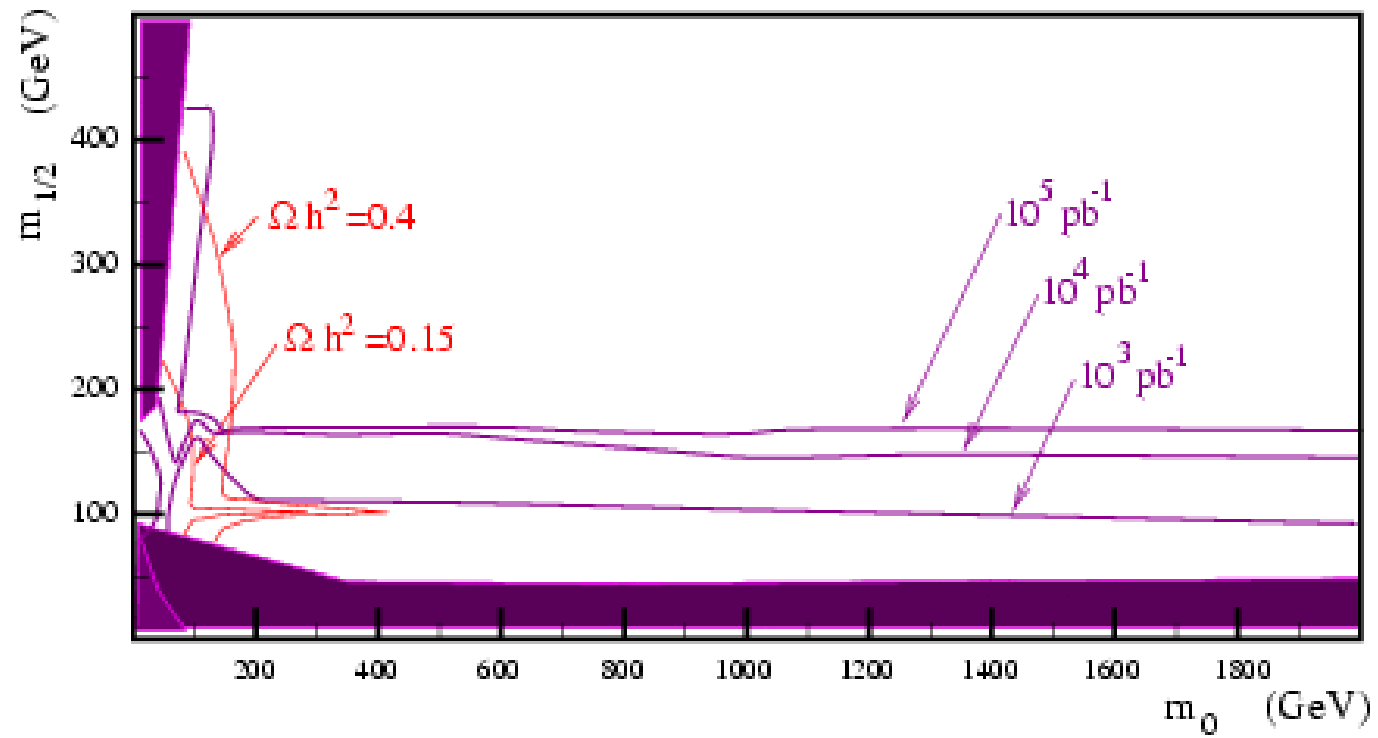
We would like to thank:

S. Abdulline, D. Acosta, C. Becchi, G. Ganis, P. Janot, M. Mangano, S. Martin,  
F. Paige, G. Polesello, L. Silvestris, P. Sphicas, D. Tovey, F. Zwirner



### Slepton mapping of parameter space

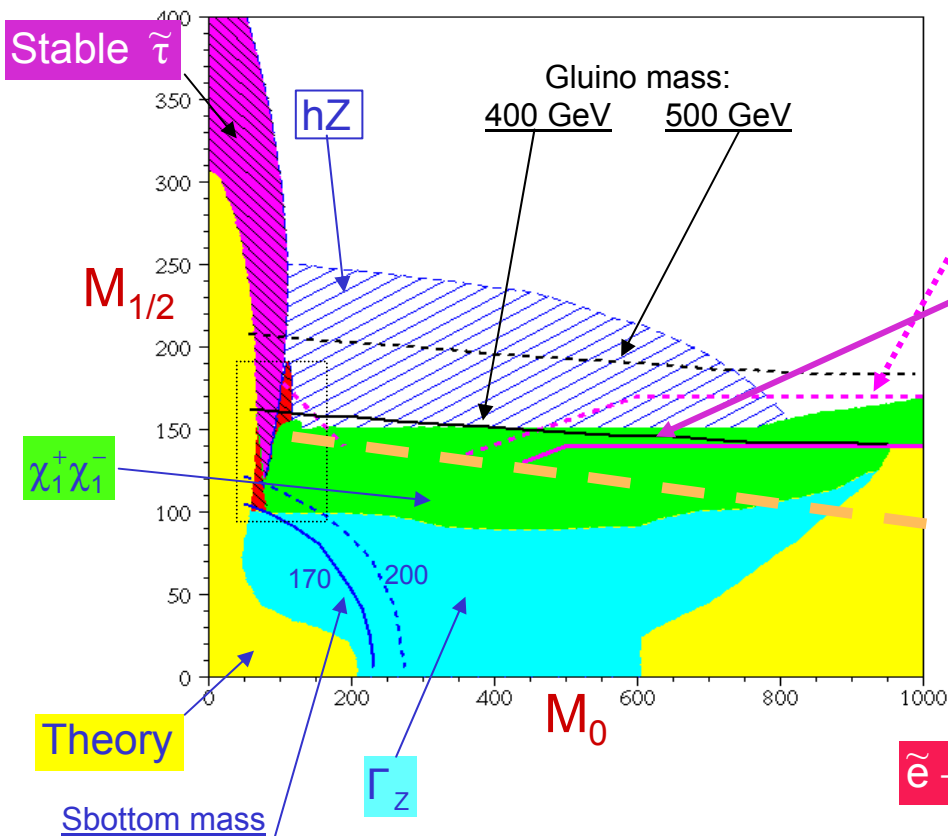






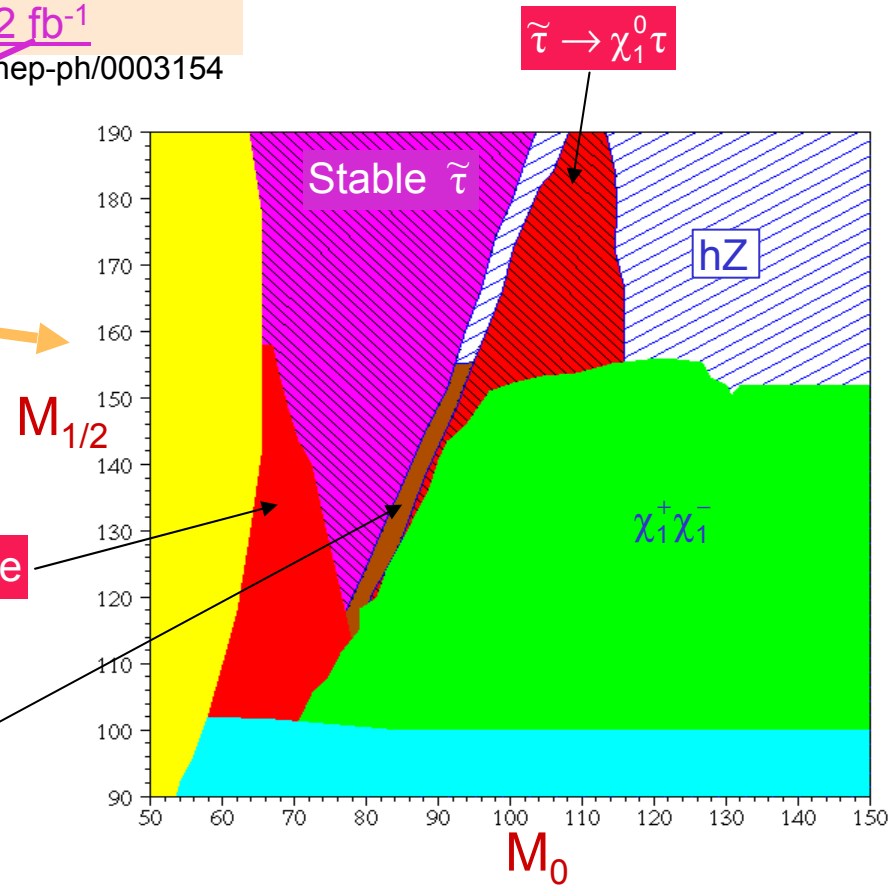
# Interplay between searches: Minimal Supergravity

e.g.:  $\tan\beta=30, \mu>0, A_0=0$



Tevatron  
 $\chi_1^+ \chi_2^0 \rightarrow 3l^\pm + E$   
 $30 \text{ fb}^{-1}$   
 $2 \text{ fb}^{-1}$   
 hep-ph/0003154

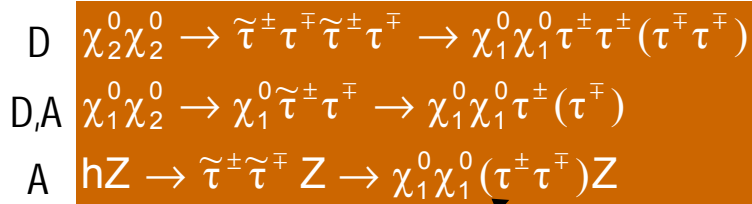
ADLO



$\tilde{e} \rightarrow \chi_1^0 e$

$A_0$  scans soon ...

small  $M_{\tilde{\tau}} - M_{\chi_1^0}$



"invisible" Higgs