

Exclusive DPE Higgs generators in fast CMS simulation



Marek Taševský (Univ.Inst. Antwerp)

HERA-LHC Final meeting - DESY 21/03 2005

1. Comparison of DPEMC, ExHuMe and EDDE at parton, hadron and detector levels
2. Event yields for $H \rightarrow bb$ and $H \rightarrow WW$

DPE Higgs event generators

1. DPEMC 2.4 (M.Boonekamp, T.Kucs)

- Bialas-Landshof model + rap.gap survival probability
- Herwig for hadronization

2. EDDE 1.2 (V.Petrov, R.Ryutin)

- Regge-eikonal approach
- Pythia for hadronization

All three models
available now
in the fast CMS
simulation!

3. ExHuMe 1.0 (J.Monk, A.Pilkington)

- KMR model for exclusive diffraction
- Pythia for hadronization

(At the moment, ExHuMe reaches only ~70% of KMR cr.s.)

FAMOS_1_2_0_pre4

Fast CMS simulation program has seen a lot of effort and improvement last year. While still being improved and debugged, it can (and it is) already used for physics analyses.

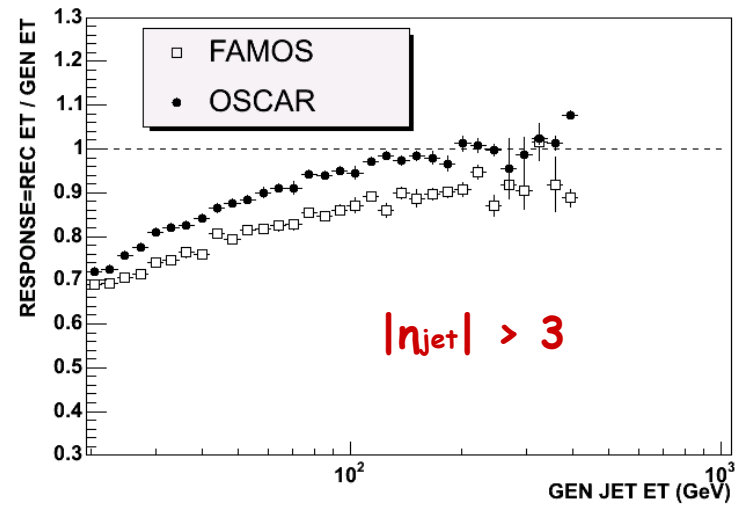
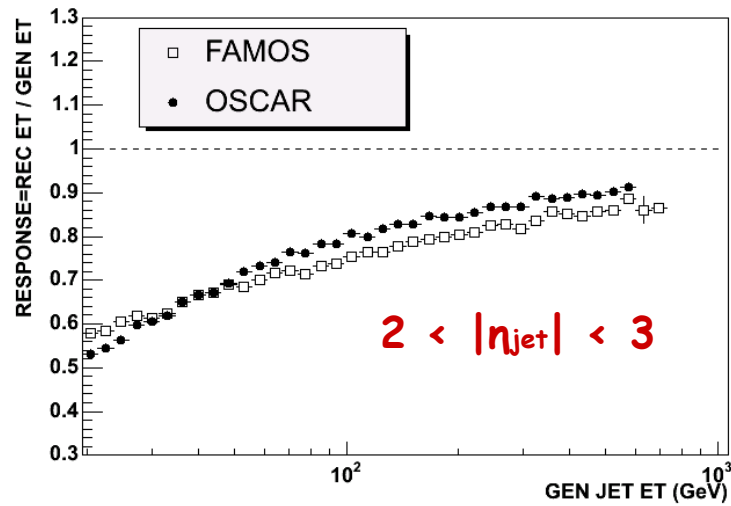
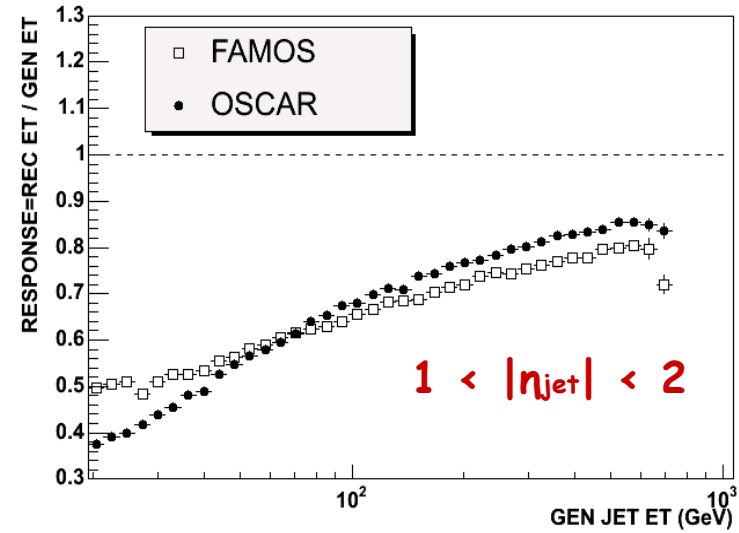
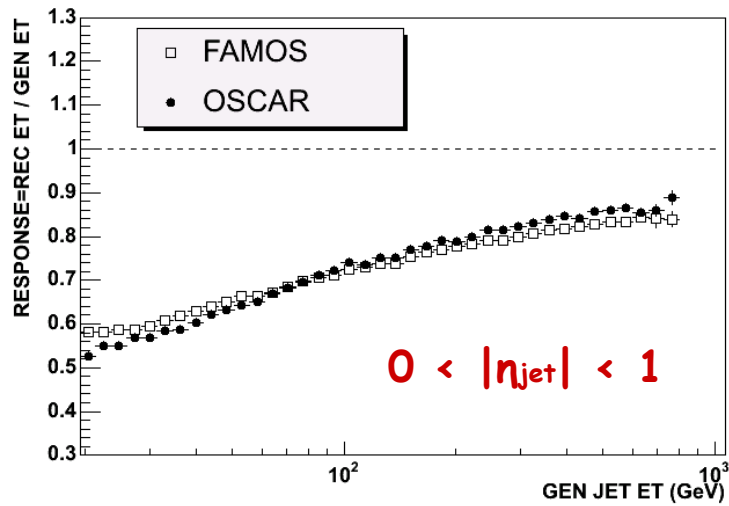
Main chapters:

- Fastcalorimetry, FastElgamma, FastElMatching
- FastTsim, FastBtag
- FastJets, FastMET, FastHLTMET
- FastMuon, FastMuonTrigger
- FastTotem (just Roman Pots)

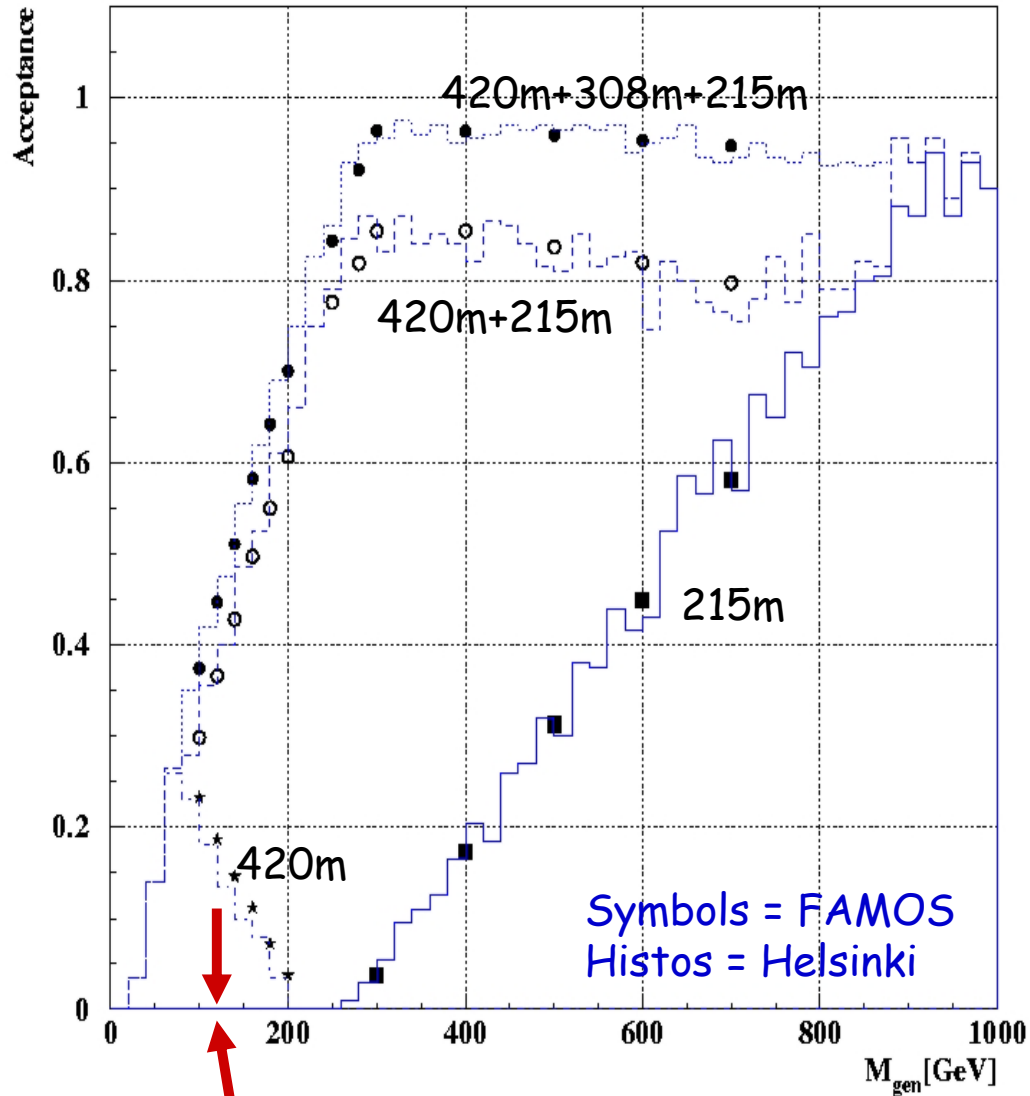
Jet algorithm:

- o) Iterative cone
- o) Cone radius = 1.0

FAMOS: Jet Energy Scale Correction



3.CHECK: M_H Acceptance



**SM Higgs! Needs new RPs at 300/400m ?
= technical challenge: cold region, trigger**

M_H acceptance and resolution depend on ξ_1 and ξ_2 acceptances and resolutions through

$$M_H^2 = \xi_1 * \xi_2 * S$$

Hence

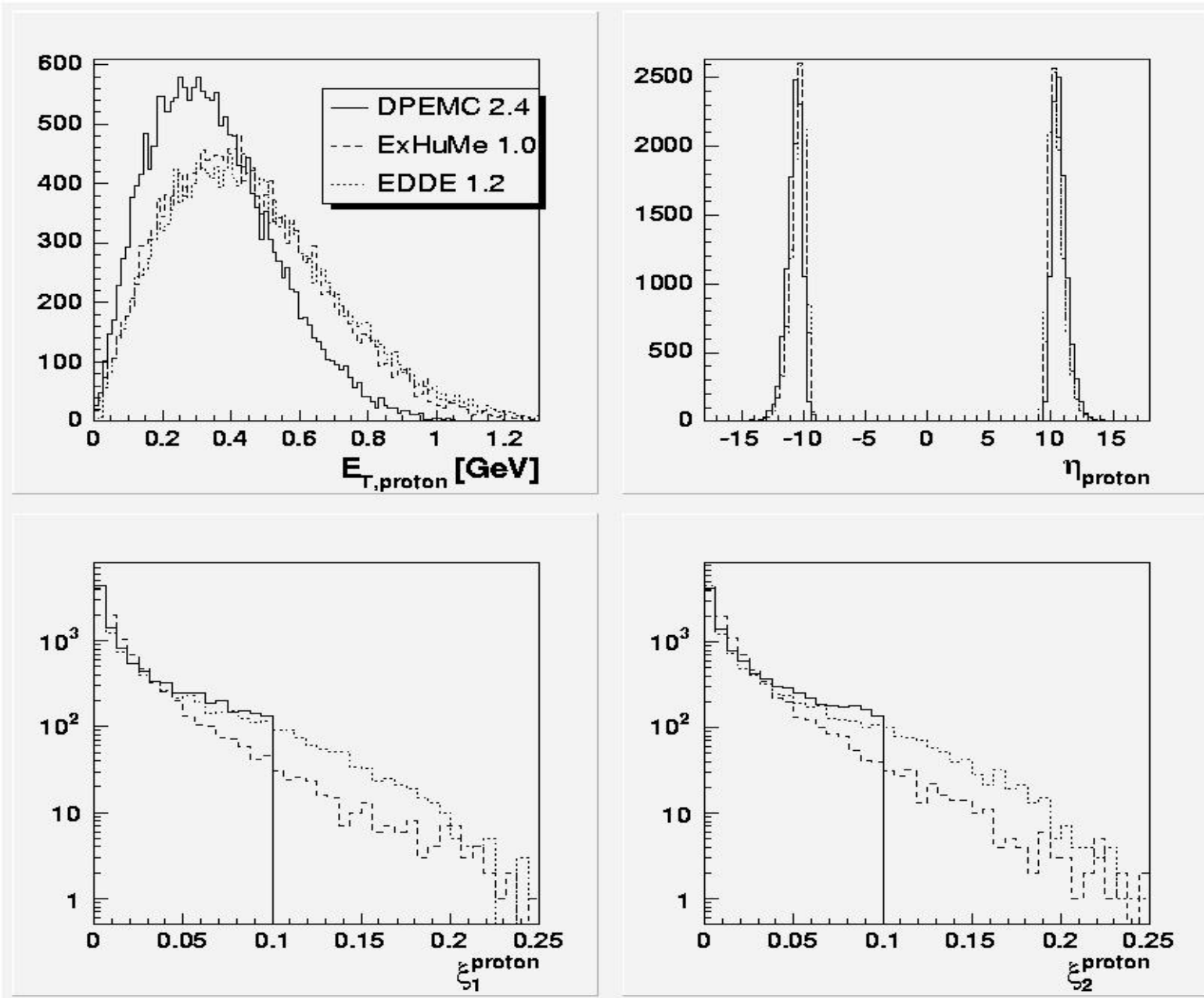
$$M_{gen}^2 = \xi_{gen1} * \xi_{gen2} * S$$

$$M_{sim}^2 = \xi_{sim1} * \xi_{sim2} * S$$

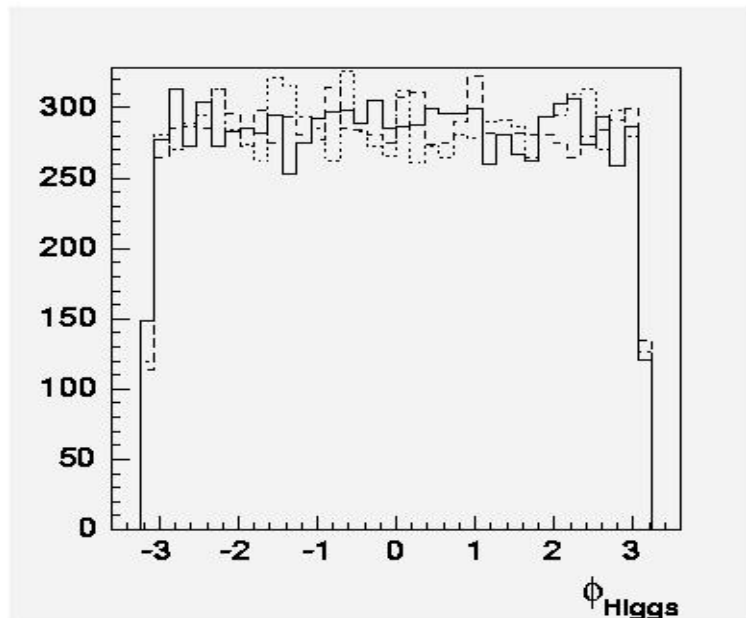
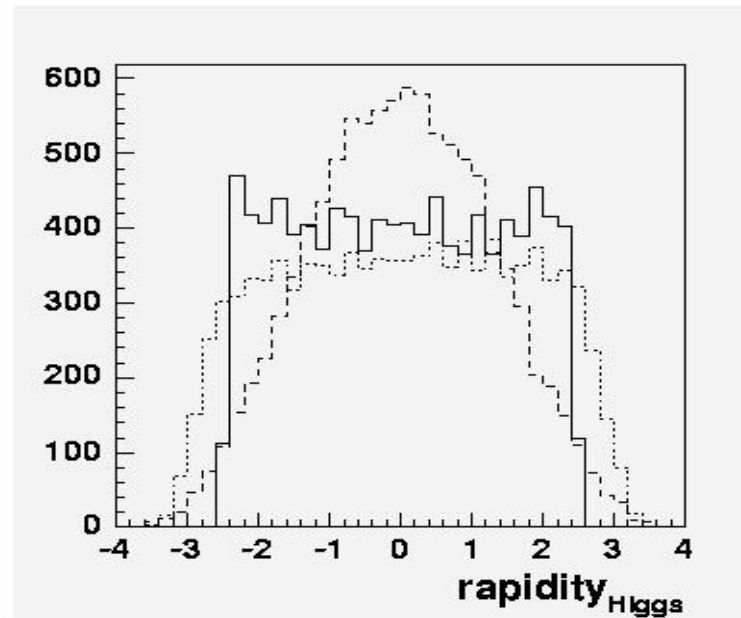
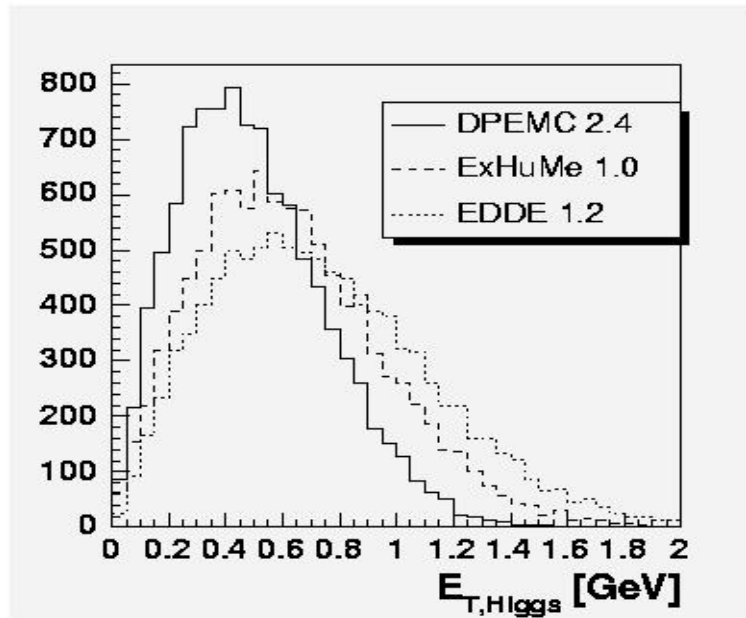
RP selection sequence:

If ξ_{gen} falls into acceptance regions of more RPs, the most distant RP is taken (because of better resolut.).

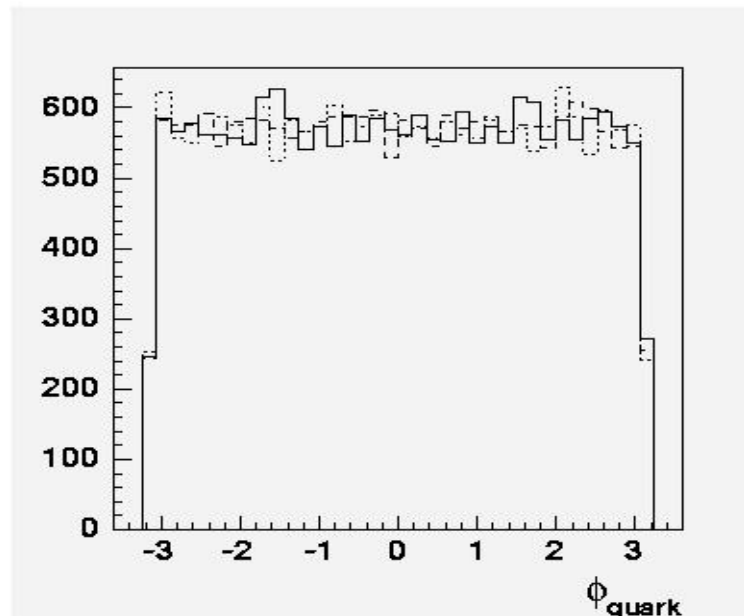
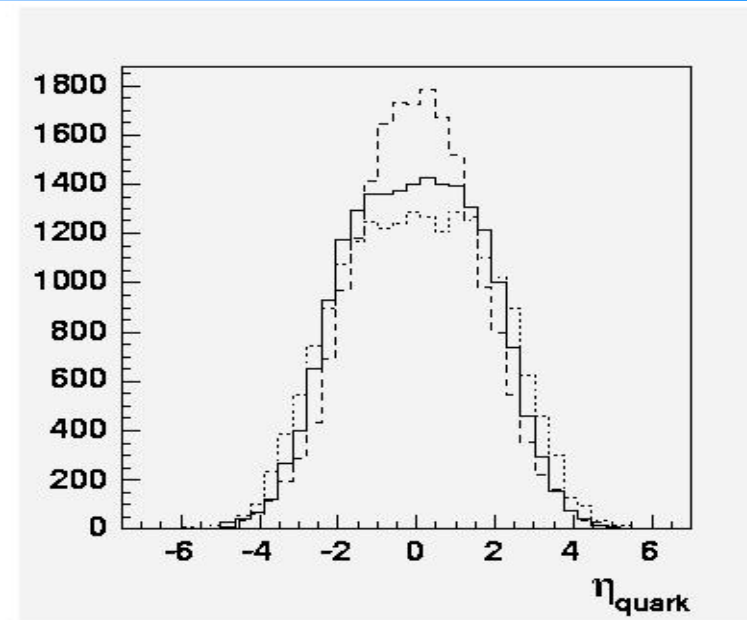
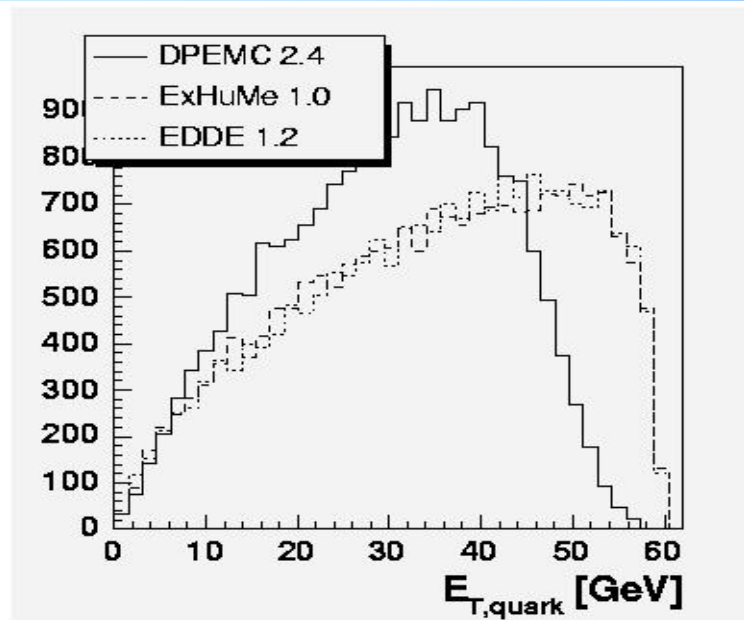
H \rightarrow bb, $m_h=120$ GeV: Protons



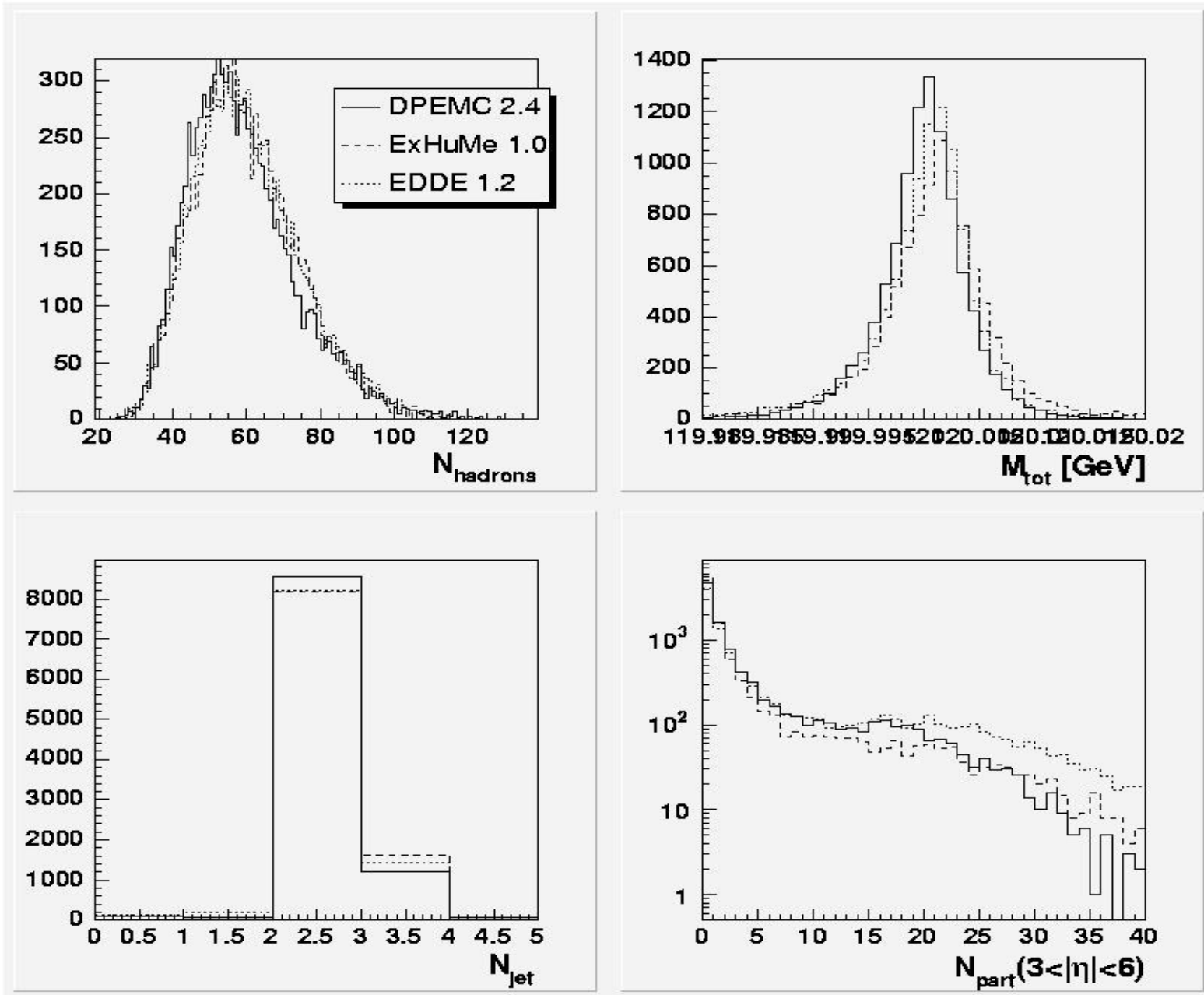
$H \rightarrow bb$, $m_h = 120$ GeV: Higgs



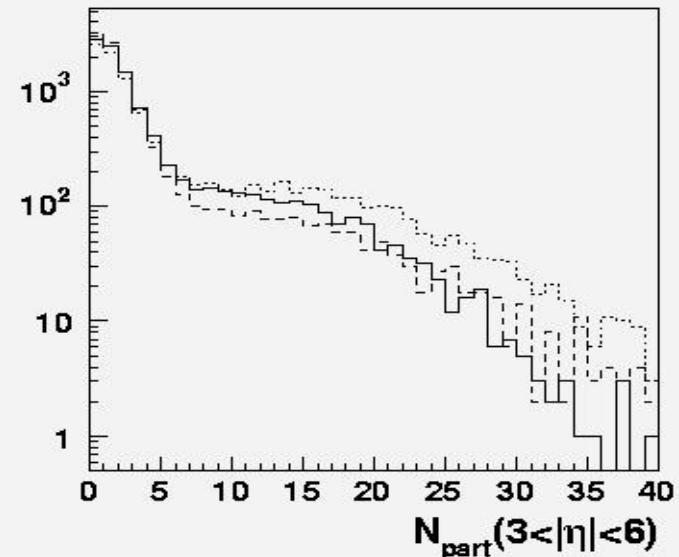
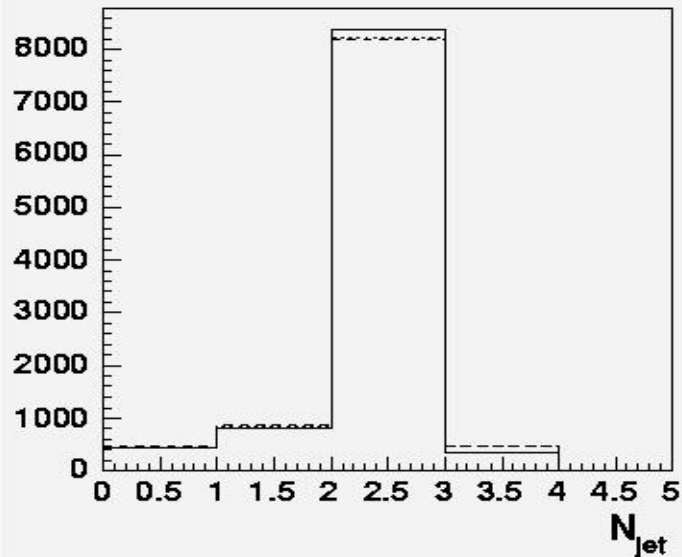
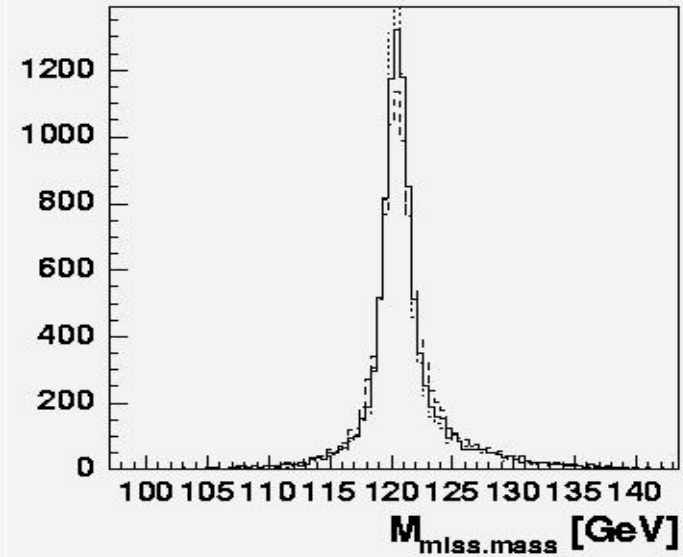
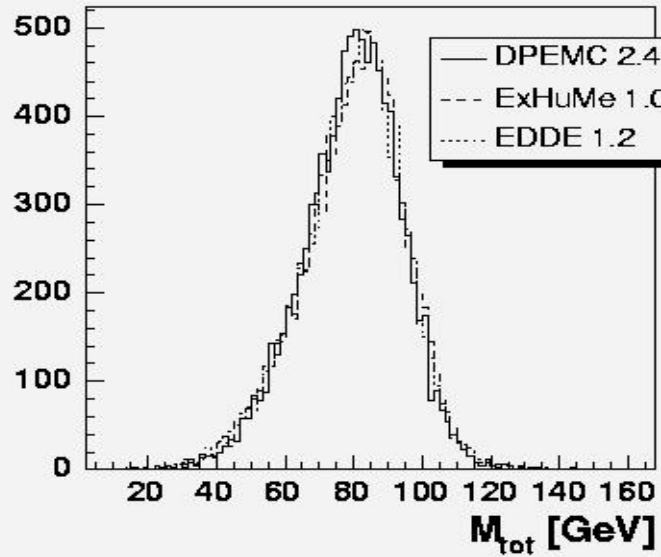
$H \rightarrow bb$, $m_h = 120$ GeV: b-quarks after FSR



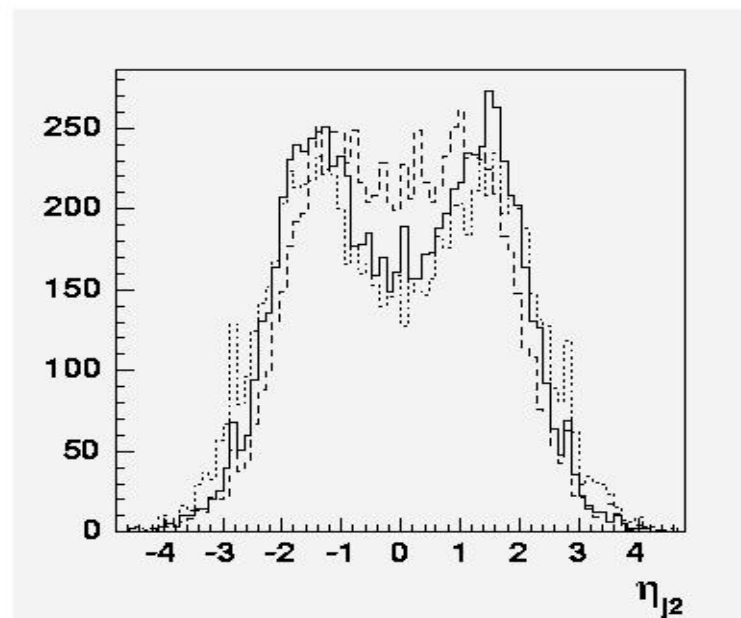
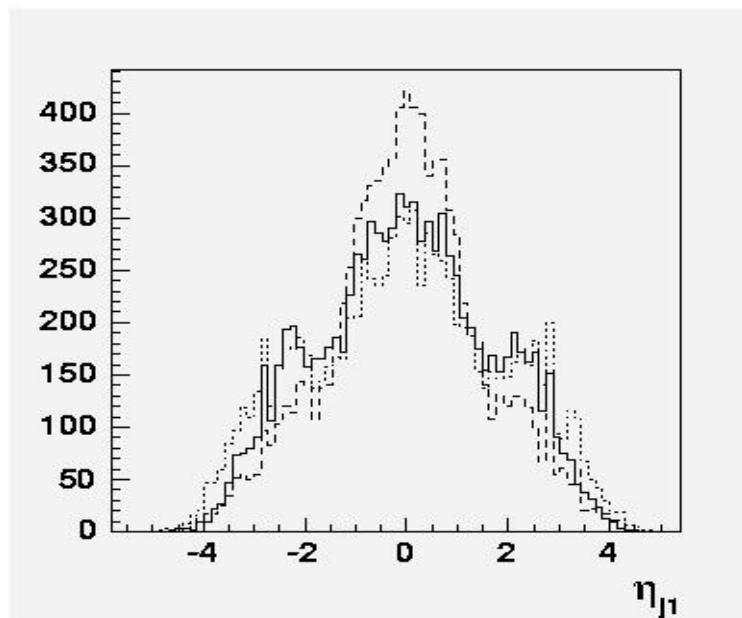
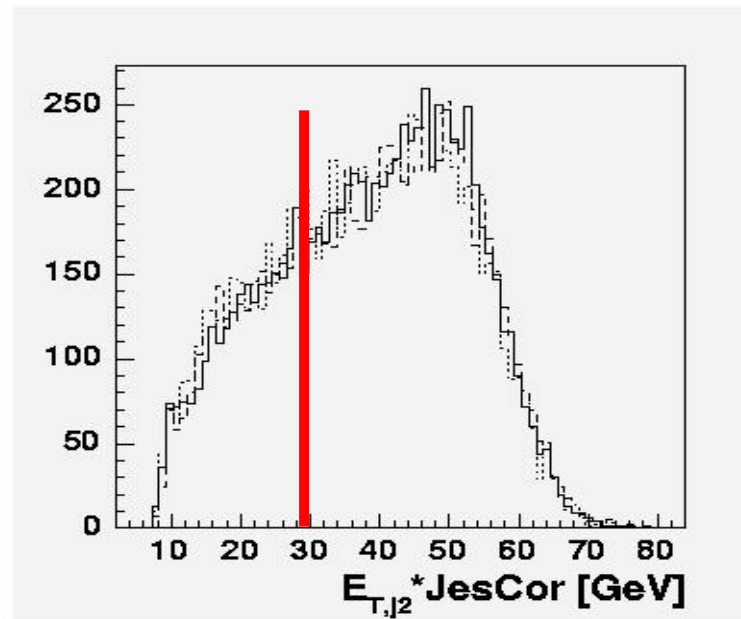
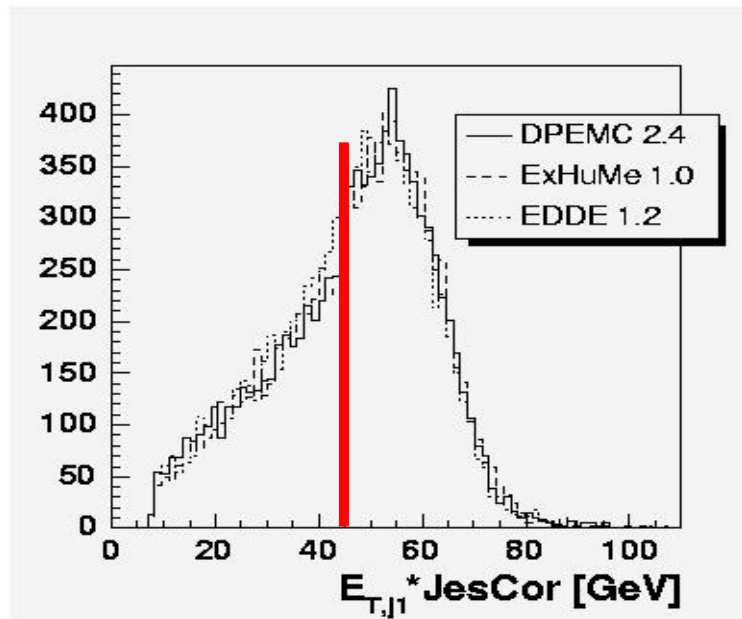
H \rightarrow bb, $m_h=120$ GeV: hadron level



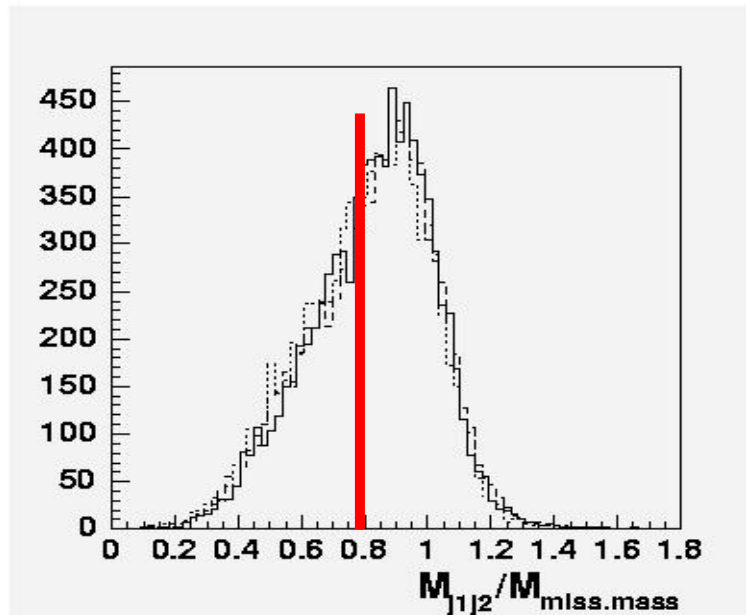
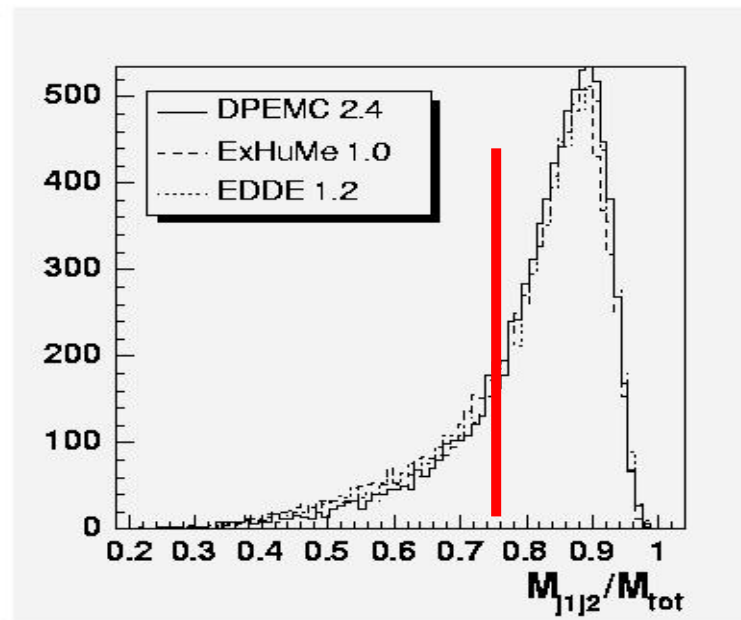
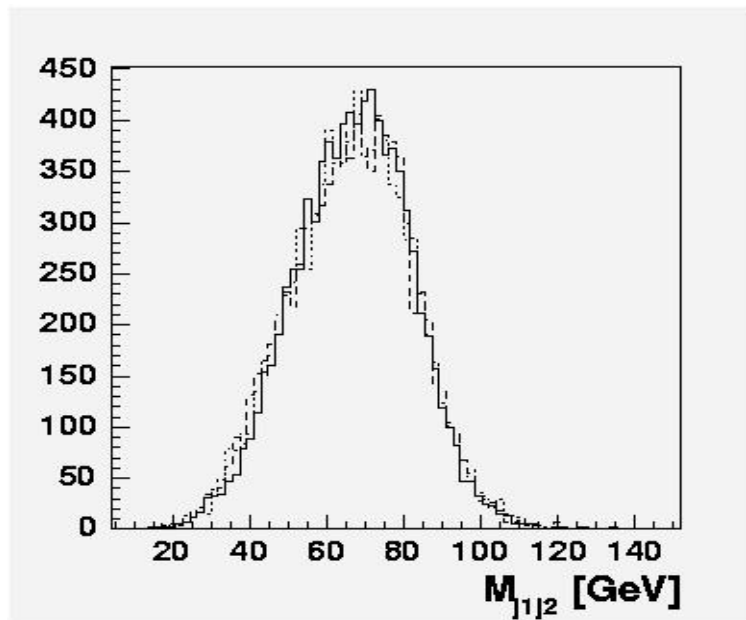
H \rightarrow bb, mh=120 GeV: detector level



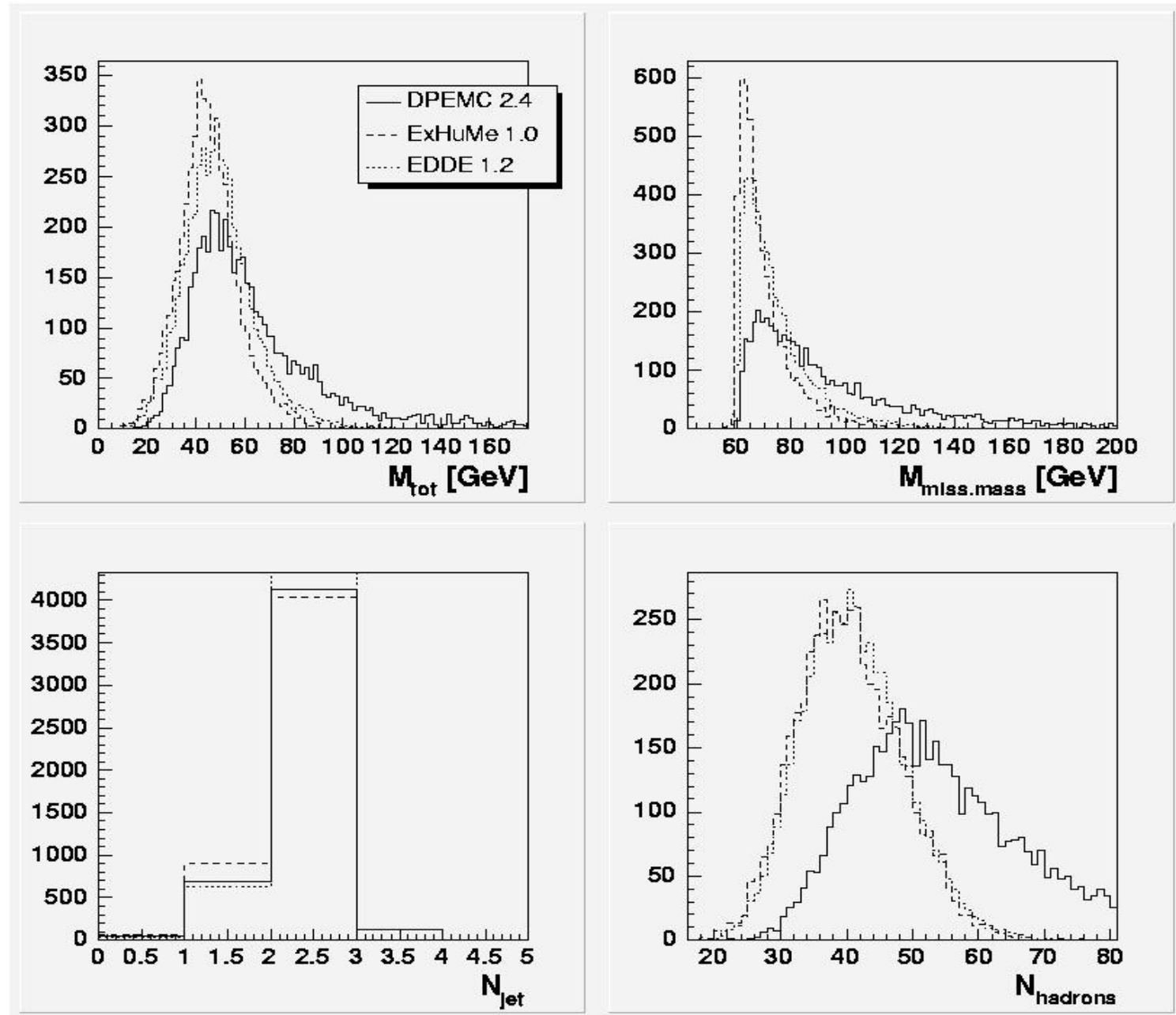
$H \rightarrow bb$, $m_h = 120$ GeV: detector level b-jets



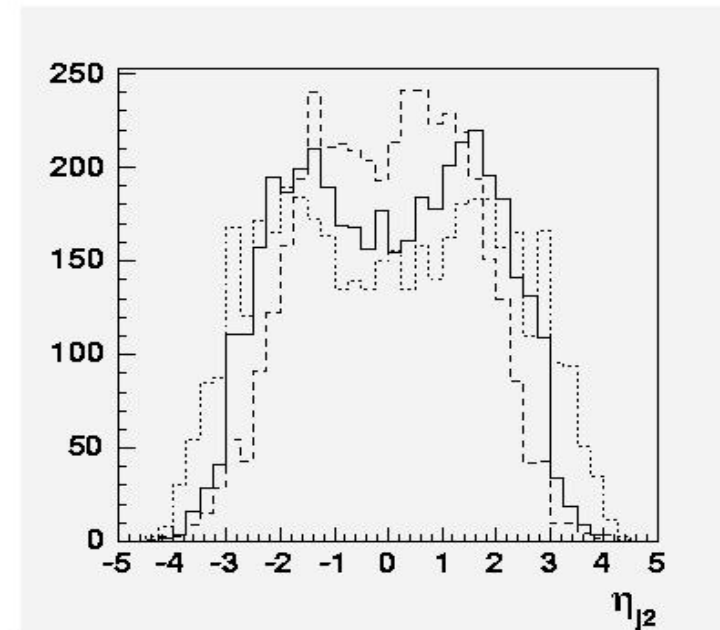
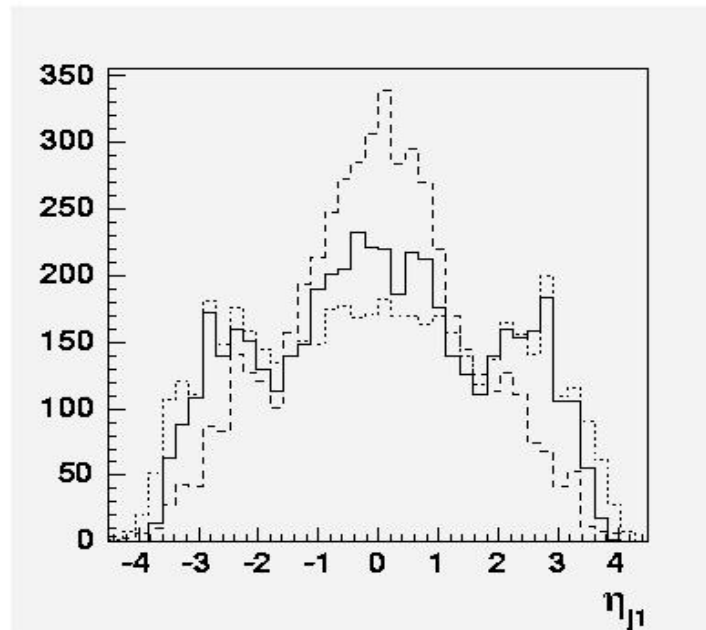
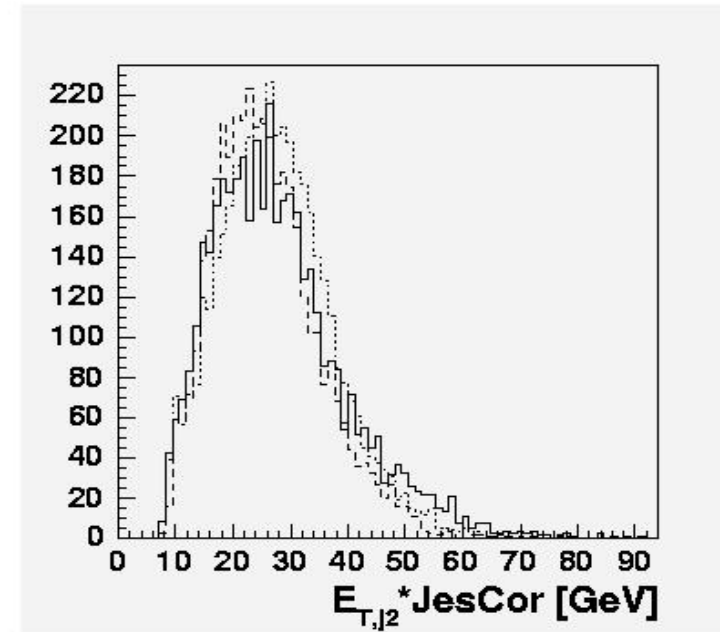
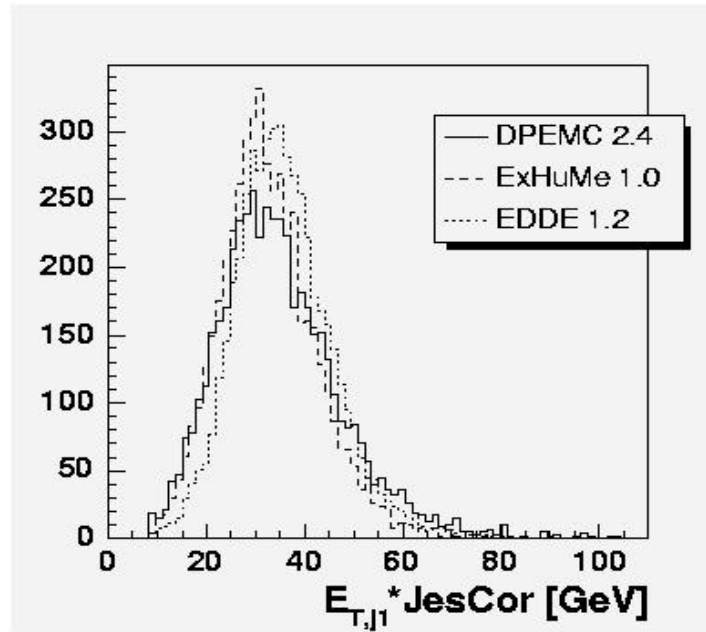
H → bb, mh = 120 GeV: detector level



BG to $H \rightarrow bb$: Excl. DPE $gg \rightarrow bb$



BG to $H \rightarrow bb$: Excl. DPE $gg \rightarrow bb$



Excl.DPE H- \rightarrow bb: Event yields per L=10 fb $^{-1}$

- Selection cuts at detector level for mh=120 GeV:

0) Both protons accepted in one of two (220,420) RP stations

1) $N_{jet} > 1$

2) $45 < E_{tj1} * JES_{Cor} < 85 \text{ GeV}, E_{tj2} * JES_{Cor} > 30 \text{ GeV}$

3) $|\eta_{j1,2}| < 2.5$

4) $|\eta_{j1} - \eta_{j2}| < 0.8$

5) $2.8 < |\varphi_{j1} - \varphi_{j2}| < 3.48$

6) $M_{j1j2} / M_{tot} > 0.75$

7) $M_{j1j2} / M_{miss.mass} > 0.8$

8) $N_{part}(3 < |\eta| < 6) = 0$

9) $118 < M_{miss.mass} < 122 \text{ GeV}$

No b-tagging yet!

Details on the next slide

Generator	$\sigma \times BR [fb]$	Acc1*Acc2>0	gg- \rightarrow H- \rightarrow bb	gg- \rightarrow bb	gg- \rightarrow gg
DPEMC	2.27	49%	0.5	2.6	0.3
EDDE	1.94	44%	0.4	0.2	0.06
ExHuMe	1.44	61%	0.5	0.9	0.8

BG to $H \rightarrow bb$: Excl. DPE $gg \rightarrow bb$, $gg \rightarrow gg$

- The main problem: Large cross sections require large statistics to get reliable predictions. More than 1 mil. events analyzed!

$gg \rightarrow bb$:

DPEMC: $pt_{min}=30\text{GeV}$: 2.64 ev., $pt_{min}=40\text{GeV}$: 2.44 ev. \rightarrow **2.6 ev**

ExHuME: $\theta_{min}=\text{acos}(0.75)$, $60 < M < 200$: 1.03 ev.

$\theta_{min}=\text{acos}(0.65)$, $60 < M < 200$: 0.71 ev.

$\theta_{min}=\text{acos}(0.55)$, $60 < M < 200$: 0.93 ev. \rightarrow **0.9 ev**

$\theta_{min}=\text{acos}(0.55)$, $70 < M < 200$: 0.92 ev.

EDDE: $pt_{min}=30\text{GeV}$: 0.12 ev., $pt_{min}=40\text{GeV}$: 0.21 ev. \rightarrow **0.2 ev**

$gg \rightarrow gg$:

DPEMC: $pt_{min}=30\text{GeV}$: 0.3 ev. \rightarrow **0.3 ev.**

ExHuME: $\theta_{min}=\text{acos}(0.55)$, $60 < M < 200$: 0.78 ev.

$\theta_{min}=\text{acos}(0.65)$, $60 < M < 200$: 0.78 ev. \rightarrow **0.8 ev.**

EDDE: $pt_{min}=30\text{GeV}$: 0.04 ev., $pt_{min}=40\text{GeV}$: 0.07 ev. \rightarrow **0.06 ev**

Excl.DPE $H \rightarrow WW$: Event yields per $L=10 \text{ fb}^{-1}$

- Both protons accepted in one of two RP's (220, 420)
- (L1 muons taken from FAMOS. El.+quarks correspond to parton level)
- Various cut scenarios acc.to current CMS L1 thresholds:
- C1) single e: $p_t > 29 \text{ GeV}$, $|\eta| < 2.5$
- C2) two e: $p_t > 17 \text{ GeV}$, $|\eta| < 2.5$
- C3) single μ : $p_t > 14 \text{ GeV}$, $|\eta| < 2.1$
- C4) two μ : $p_t > 3 \text{ GeV}$, $|\eta| < 2.1$
- C5) single e: $p_t > 20 \text{ GeV}$, $|\eta| < 2.5$ + 2 quarks: $p_t > 25 \text{ GeV}$, $|\eta| < 5$
- C6) single μ : $p_t > 10 \text{ GeV}$, $|\eta| < 2.1$ + 2 quarks: $p_t > 25 \text{ GeV}$, $|\eta| < 5$

Excl.DPE $H \rightarrow WW$: Event yield for $L=10\text{fb}^{-1}$ Exhume 1.0

Mh [GeV]	$\sigma \times \text{BR}$ [fb]	Acc. [%]	C1	C2	C3	C4	C5	C6	Total
120	0.29	61	0.11	0.01	0.23	0.02	0.02	0.03	0.4
135	0.57	65	0.26	0.02	0.50	0.05	0.06	0.08	1.0
140	0.63	67	0.35	0.02	0.60	0.06	0.08	0.10	1.2
150	0.71	69	0.48	0.04	0.73	0.07	0.13	0.13	1.6
160	0.75	71	0.62	0.04	0.83	0.07	0.21	0.23	2.0
170	0.64	73	0.61	0.03	0.77	0.07	0.20	0.22	1.9
180	0.50	74	0.45	0.03	0.62	0.06	0.14	0.15	1.4
200	0.27	77	0.26	0.02	0.33	0.03	0.08	0.09	0.8

Summary

- Recent versions of DPEMC, EDDE and ExHuMe generators made available in the fast CMS simulation.
- Event yields for $H \rightarrow WW$ channel provided by DPEMC, ExHuMe (and possibly by EDDE). Muon L1-trigger incorporated, but the electron identification still has to be taken
- Event characteristics for $H \rightarrow bb$ very similar in the three models, except for ξ_{proton} and y_{Higgs} variables.
A good news: the event yields are also very similar.

Despite the large numbers of events analyzed, predictions for bg processes differ significantly between models