



Enabling Grids for E-scienceE

# Работа в ГРИД с использованием портала GILDA

*Олешко Сергей*

*Петербургский институт ядерной физики РАН*

[www.eu-egee.org](http://www.eu-egee.org)



Information Society



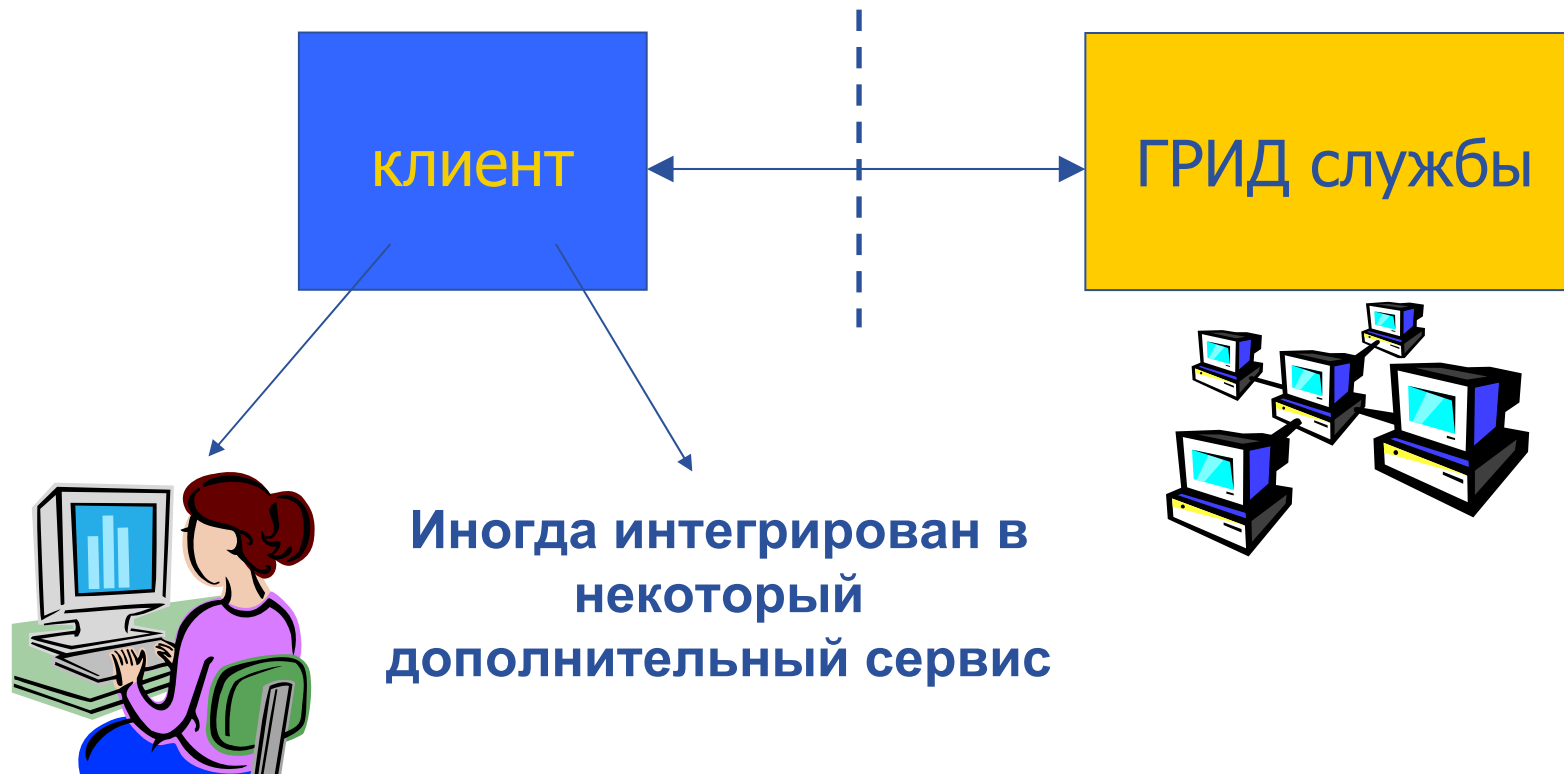


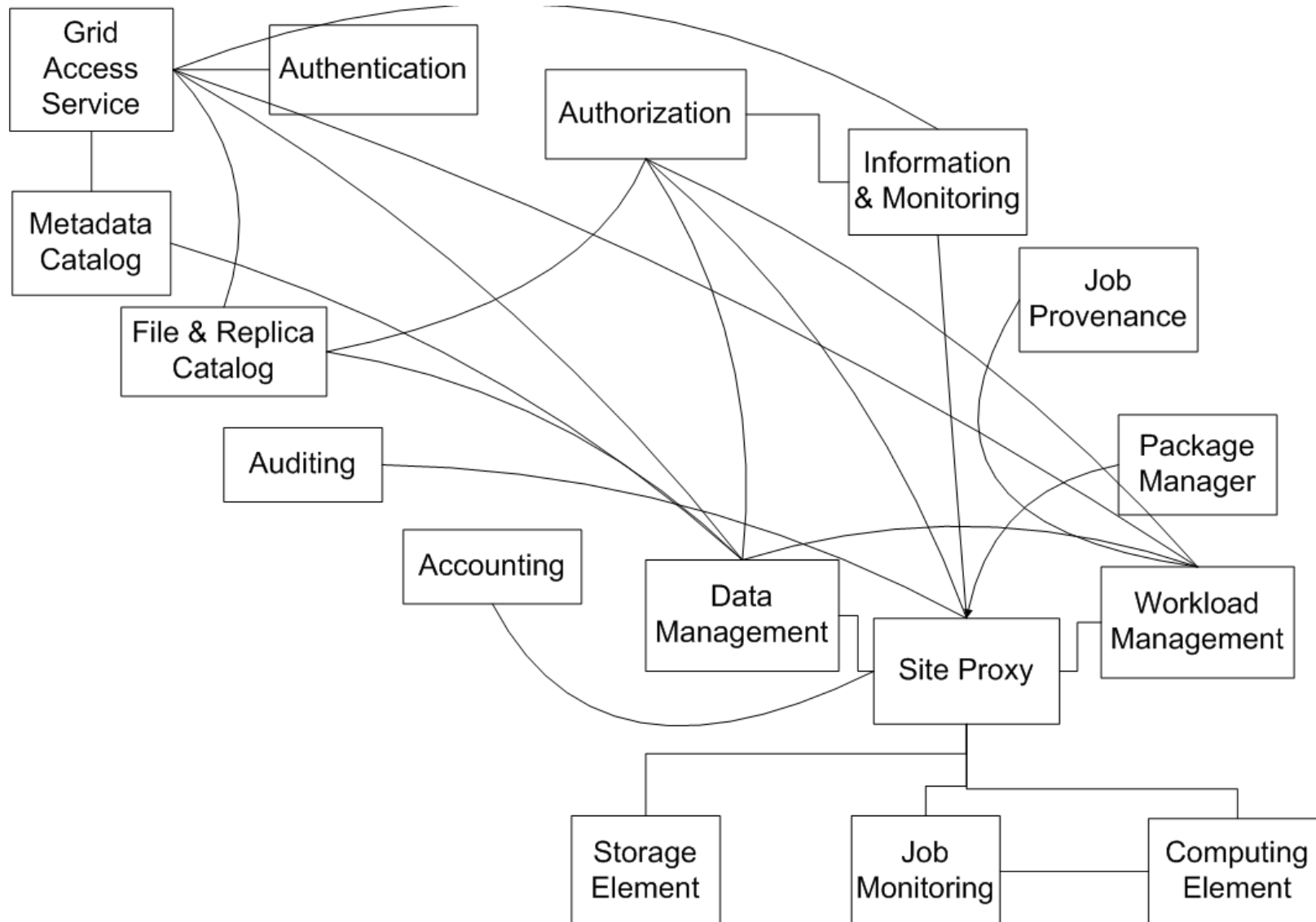
**Суперкомпьютеры, кластеры**

**Хранилища данных, эксперименты, датчики**

**Интернет, сети**

- ППО ГРИД – это множество программных ГРИД служб
- ГРИД службы более-менее стандартизованы, т.е. имеют стандартизованные интерфейсы и используют стандартные технологии
- Они могут быть доступны множеству клиентов





- **ГРИД службы используют шифрование:**
  - Вы должны получить сертификат от центра сертификации
  - Вы должны быть зарегистрированы в Виртуальной Организации (ГРИД службы доступны только для членов ВО.)
  - Вы должны сгенерировать временный сертификат
- **ГРИД клиенты – это достаточно низкоуровневые программные средства**
  - Интерфейс командной строки
  - Платформозависимость (как правило Linux)
  - Много параметров



- Он может быть доступен отовсюду и при помощи “чего угодно” (ПК, ноутбук, КПК, мобильный телефон).
- Он может использовать один и тот же пользовательский интерфейс для доступа к различным службам.
- Он должен обеспечивать “избыточную безопасность” на всех уровнях: 1) безопасность передачи данных по web, 2) безопасность пользовательских параметров доступа, 3) безопасность пользовательской аутентификации, 4) безопасность на уровне виртуальной организации.
- ГРИД службы должны быть доступны “по одному нажатию на кнопку мышки”.
- Пользовательский интерфейс должен быть понятен и дружелюбен к пользователю.

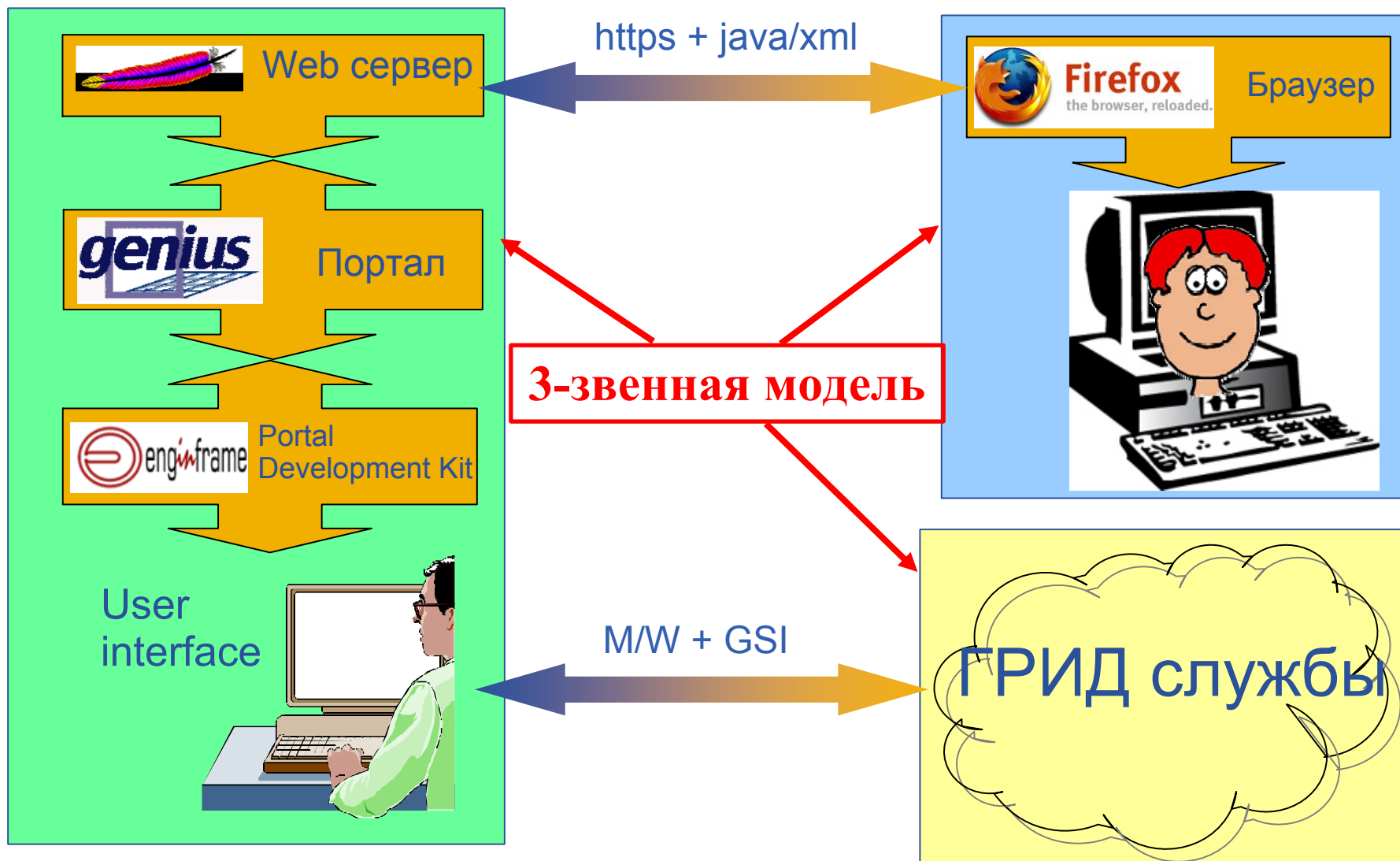
## Grid Enabled web environment for site Independent User job Submission



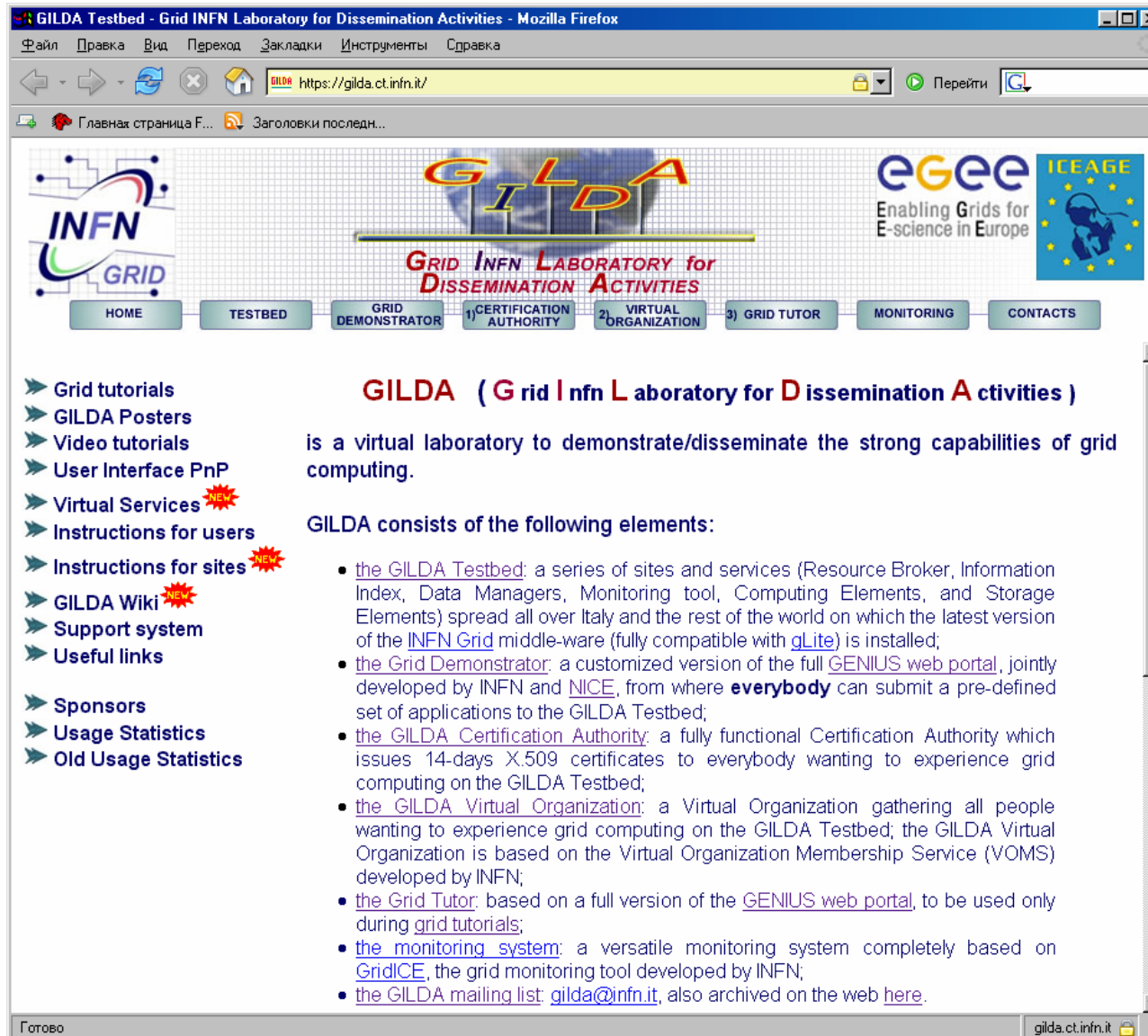
Существует несколько версий портала:

- **GENIUS – полная версия:**  
<https://genius.ct.infn.it>
- **Grid Demonstrator – открытая “для всех” 24/7 версия:**  
<https://glite-demo.ct.infn.it/>
- **Grid Tutor – версия, адаптированная для обучения и тренинга:**  
<https://glite-tutor.ct.infn.it/>





- Проблема: Web сервер, а значит и весь портал запускается с наимизшим уровнем привилегий. Каким же образом он сможет запускать задания для пользователя?
- Наилучший выход – расширение системы делегирования GSI (Grid Security Infrastructure) таким образом, чтобы пользователь мог делегировать права на запуск заданий порталу.
- Сервис MyProху обеспечивает такое расширение следующим образом:
  - временно сохраняет пользовательские имя/пароль.
  - запускает прокси от имени пользователя.
  - поддерживает отдельный пароль для портала.



**GILDA (Grid INFN Laboratory for Dissemination Activities)**

is a virtual laboratory to demonstrate/disseminate the strong capabilities of grid computing.

GILDA consists of the following elements:

- the [GILDA Testbed](#): a series of sites and services (Resource Broker, Information Index, Data Managers, Monitoring tool, Computing Elements, and Storage Elements) spread all over Italy and the rest of the world on which the latest version of the [INFN Grid](#) middle-ware (fully compatible with [gLite](#)) is installed;
- the [Grid Demonstrator](#): a customized version of the full [GENIUS web portal](#), jointly developed by INFN and [NICE](#), from where **everybody** can submit a pre-defined set of applications to the GILDA Testbed;
- the [GILDA Certification Authority](#): a fully functional Certification Authority which issues 14-days X.509 certificates to everybody wanting to experience grid computing on the GILDA Testbed;
- the [GILDA Virtual Organization](#): a Virtual Organization gathering all people wanting to experience grid computing on the GILDA Testbed; the GILDA Virtual Organization is based on the Virtual Organization Membership Service (VOMS) developed by INFN;
- the [Grid Tutor](#): based on a full version of the [GENIUS web portal](#), to be used only during [grid tutorials](#);
- the [monitoring system](#): a versatile monitoring system completely based on [GridICE](#), the grid monitoring tool developed by INFN;
- the GILDA mailing list: [gilda@infn.it](mailto:gilda@infn.it), also archived on the web [here](#).

- **GILDA Testbed** - набор сайтов с установленным ППО LCG/gLite.
- **Grid Demonstrator** - веб-интерфейс GENIUS, позволяющий работать с определенным набором приложений.
- **GILDA CA** - центр сертификации, выдающий 14-дневные сертификаты для работы с GILDA.
- **GILDA VO** - виртуальная организация, объединяющая всех пользователей GILDA.
- **Grid Tutor** - веб-интерфейс GENIUS, используемый для демонстрации возможностей технологии Грид.
- **Monitoring System** - система мониторинга для GILDA Testbed.



**20 сайтов на 3 континентах !**



The screenshot shows a Mozilla Firefox browser window displaying the GILDA Grid Demonstrator website. The browser's address bar shows the URL <https://glite-demo.ct.infn.it/>. The website header features logos for INFN, EGEE (Enabling Grids for E-science), genius, site Independent User job Submission, enginframe, and NICE. A left sidebar lists 'GENIUS Services' including File, Security, Data, Info, and Monitoring. The main content area displays a welcome message: 'Welcome to the **GILDA** Grid Demonstrator powered by **GENIUS Portal** based on **GLite**'. Below this, there is a 'Credits' link and a note about browser compatibility: 'This portal is best viewed with Mozilla 1.7.12 or higher. Netscape (4.79, 4.80, 6 or higher) and Internet Explorer (5 or higher) can also be used. The use of any other web browsers could induce some visualization mismatches and is not currently suggested.' The enginframe logo and 'Last update: Mon 3 July 2006' are also visible. The footer contains the copyright notice: 'Copyright © 1998 - 2006 Nice S.r.l. All trademarks and logos on this page are owned by NICE s.r.l. or by their respective owners.'

• <https://gilda.ct.infn.it>



**GILDA (Grid Infn Laboratory for Dissemination Activities)**

is a virtual laboratory to demonstrate/disseminate the strong capabilities of grid computing.

GILDA consists of the following elements:

- [the GILDA Testbed](#): a series of sites and services (Resource Broker, Information Index, Data Managers, Monitoring tool, Computing Elements, and Storage Elements) spread all over Italy and the rest of the world on which the latest version of both the [INFN Grid](#) middle-ware (fully compatible with [LCG](#) middle-ware) and the [gLite](#) middle-ware are installed;
- [the Grid Demonstrator](#): a customized version of the full [GENIUS web portal](#), jointly developed by INFN and [NICE](#), from where **everybody** can submit a pre-defined set of applications to the GILDA Testbed;
- [the GILDA Certification Authority](#): a fully functional Certification Authority which issues 14-days X.509 certificates to everybody wanting to experience grid computing on the GILDA Testbed;
- [the GILDA Virtual Organization](#): a Virtual Organization gathering all people wanting to experience grid computing on the GILDA Testbed; the GILDA Virtual Organization is based on the Virtual Organization Membership Service (VOMS) developed by INFN;
- [the Grid Tutor](#): based on a full version of the [GENIUS web portal](#), to be used only during [grid tutorials](#);
- [the monitoring system](#): a versatile monitoring system completely based on [GridICE](#), the grid monitoring tool developed by INFN;
- [the GILDA mailing list](#): [gilda@infn.it](mailto:gilda@infn.it), also archived on the web [here](#).

**GILDA** is an activity of the Italian [Istituto Nazionale di Fisica Nucleare \(INFN\)](#) carried on in the context of the following Projects: [INFN Grid](#), [EGEE](#), [EELA](#), [EUCHINAGRID](#), [EUMEDGRID](#), and [ICEAGE](#).



**Grid tutorials**

**GILDA Posters**

**Video tutorials**

**User Interface PnP**

**Virtual Services** NEW

**Instructions for users**

**Instructions for sites** NEW

**GILDA Wiki** NEW

**Support system**

**Useful links**

**Sponsors**

**Usage Statistics**

**Old Usage Statistics**

**Access the GILDA Testbed through the public Grid Demonstrator:**

**Step 1: Login to the Grid Demonstrator** (read the Grid Demonstrator User's Guide [html](#), [pdf](#))

**Access the GILDA Testbed during tutorials and/or induction courses:**

**Step 1: Get your GILDA CA personal certificate**

**Step 2: Register to the GILDA Virtual Organization**

**Step 3: Login to the Grid Tutor**

**External documentation:**

**Users and Site Managers Support**

**Grid Dictionary** by Andrea Caltroni [\[PDF\]](#) - [\[TXT\]](#)

**A Brief Guide to Certificate Management** by Marisa Luwisetto [\[PDF\]](#) [\[TXT\]](#) (updated 27/09/2004)



- пользоваться рекомендуется браузером Mozilla или Netscape
- при запрашивании ввода пароля или ключевых фраз (и т.п.) рекомендуется вводить одинаковые значения во избежание недоразумений
- работать с GILDA рекомендуется со статического IP



GILDA (G rid Inf n L aboratory for D

GILDA (G rid Inf n L aboratory to demonstrate/disseminate the stron

is a virtual laboratory to demonstrate/disseminate the strong capabilities of grid computing.

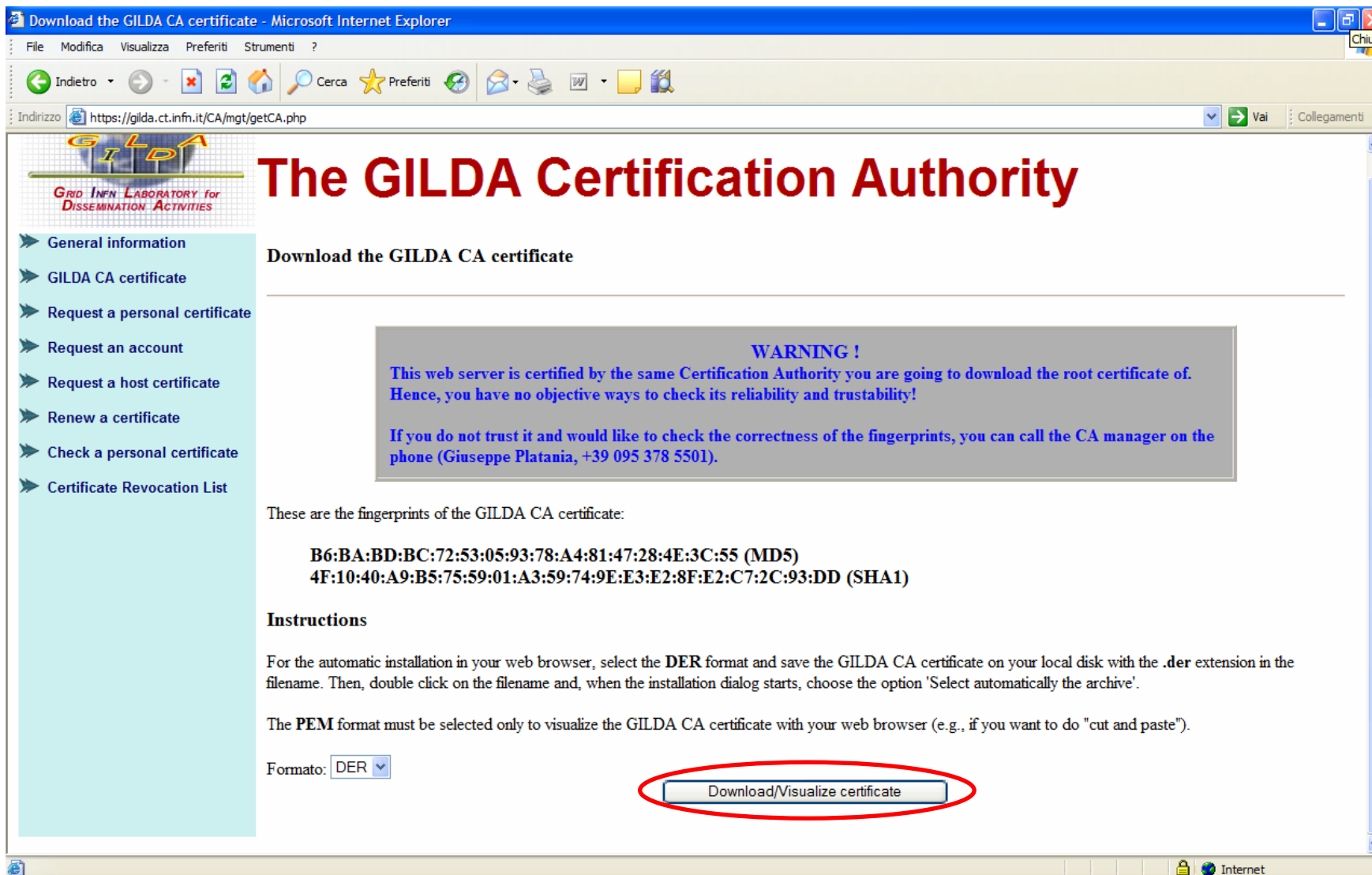
GILDA consists of the following elements:

- [the GILDA Testbed](#): a series of sites and services (Resource Broker, Information Index, Data Managers, Monitoring tool, Computing Elements, and Storage Elements) spread all over Italy and the rest of the world on which the latest version of both the [INFN Grid](#) middle-ware (fully compatible with [LCG](#) middle-ware) and the [gLite](#) middle-ware are installed;
- [the Grid Demonstrator](#): a customized version of the full [GENIUS web portal](#), jointly developed by INFN and [NICE](#), from where **everybody** can submit a pre-defined set of applications to the GILDA Testbed;
- [the GILDA Certification Authority](#): a fully functional Certification Authority which issues 14-days X.509 certificates to everybody wanting to experience grid computing on the GILDA Testbed;
- [the GILDA Virtual Organization](#): a Virtual Organization gathering all people wanting to experience grid computing on the GILDA Testbed; the GILDA Virtual Organization is based on the Virtual Organization Membership Service (VOMS) developed by INFN;
- [the Grid Tutor](#): based on a full version of the [GENIUS web portal](#), to be used only during [grid tutorials](#);
- [the monitoring system](#): a versatile monitoring system completely based on [GridICE](#), the grid monitoring tool developed by INFN;
- [the GILDA mailing list](#): [gilda@infn.it](mailto:gilda@infn.it), also archived on the web [here](#).

**GILDA** is an activity of the Italian [Istituto Nazionale di Fisica Nucleare \(INFN\)](#) carried on in the context of the following Projets: [INFN Grid](#), [EGEE](#), [EELA](#), [EUCHINAGRID](#), [EUMEDGRID](#), and [ICEAGE](#).



• <https://gilda.ct.infn.it/CA/mgt/getCA.php>



Download the GILDA CA certificate - Microsoft Internet Explorer

Indirizzo <https://gilda.ct.infn.it/CA/mgt/getCA.php>

## The GILDA Certification Authority

**Download the GILDA CA certificate**

**WARNING !**

This web server is certified by the same Certification Authority you are going to download the root certificate of. Hence, you have no objective ways to check its reliability and trustability!

If you do not trust it and would like to check the correctness of the fingerprints, you can call the CA manager on the phone (Giuseppe Platania, +39 095 378 5501).

These are the fingerprints of the GILDA CA certificate:

**B6:BA:BD:BC:72:53:05:93:78:A4:81:47:28:4E:3C:55 (MD5)**  
**4F:10:40:A9:B5:75:59:01:A3:59:74:9E:E3:E2:8F:E2:C7:2C:93:DD (SHA1)**

**Instructions**

For the automatic installation in your web browser, select the **DER** format and save the GILDA CA certificate on your local disk with the **.der** extension in the filename. Then, double click on the filename and, when the installation dialog starts, choose the option 'Select automatically the archive'.

The **PEM** format must be selected only to visualize the GILDA CA certificate with your web browser (e.g., if you want to do "cut and paste").

Formato:

Download/Visualize certificate



**GILDA**  
GRID INFN LABORATORY for  
DISSEMINATION ACTIVITIES

- General information
- GILDA CA certificate
- **Request a personal certificate**
- Request an account
- Request a host certificate
- Renew a certificate
- Check a personal certificate
- Certificate Revocation List

## The GILDA Certification Authority

The **GILDA Certification Authority** (GILDA CA) issues temporary (two weeks) personal public key certificates (compliant with the X.509 standard) in order to access the GILDA Testbed.

**Absolutely no identity check** is going to be performed on the requester, so the personal certificates issued by the GILDA CA have absolutely no value on any real production Grid Infrastructure.

The **GILDA Certification Authority** is managed by:

Giuseppe Platania  
INFN Catania  
Via S. Sofia, 64  
I-95123 Catania  
ITALY

e-mail: [gilda-ca@ct.infn.it](mailto:gilda-ca@ct.infn.it)  
Tel: +39 095 378 5501  
Fax: +39 095 378 5231

In order to inspect the GILDA CA certificate and/or save it in your web browser (necessary to validate your personal certificate) click on **GILDA CA certificate** in the left part of this page.

In order to request a certificate, click on **Request a personal certificate** in the left part of this page.

If you already have a trusted personal certificate, click on **Request an account**, in the left part of this page, to request an account. Your personal certificate must be included in your browser before doing this.

In order to request a host certificate, click on **Request a host certificate** in the left part of this page.

Request a GILDA personal certificate - Mozilla Firefox

Файл Правка Вид Переход Закладки Инструменты Справка

https://gilda.ct.infn.it/CA/mgt/restricted/ucert.php

Главная страница F... Заголовки последн...

**Request a GILDA personal certificate**

If you did not do it already, please [download the GILDA CA certificate](#) first.

In order to correctly generate a request it is mandatory to fill **all** fields in the form below. Please, double check the correctness of the e-mail address that you are going to provide since **no verification** will be performed by the server.

The password you are prompted about in the form below is the password of your personal account on the **GENIUS Portal** from where you will access the GILDA Testbed and it is **NOT** the passphrase of your personal certificate.

When the certificate will be signed by the GILDA CA manager you will be notified by e-mail with the instructions to download your GILDA CA personal certificate and access the GILDA Testbed.

Institute/University/Company:	<input type="text"/>
First name and last name:	<input type="text"/>
Account username (max 8 characters; only not-accented letters and digits are allowed, both lowercase and uppercase):	<input type="text"/>
Account password (only not-accented letters and digits are allowed, both lowercase and uppercase):	<input type="password"/>
Confirm account password (only not-accented letters and digits are allowed, both lowercase and uppercase):	<input type="password"/>
E-mail:	<input type="text"/>
KeySize:	2048 (Высокая степень) ▾

Submit the request    Clear form

Готово    gilda.ct.infn.it

Dear User,

you can download your GILDA Personal Certificate going, \*with the same browser you used to submit the request\*, to the URL:

<https://gilda.ct.infn.it/cgi-bin/gucert.pl?0A44>

Your certificate is valid for \$CERTIFICATE\_DAYS\_VALUE days. After that you can go to:

<https://voms.ct.infn.it:8443/voms/gilda/webui/request/user/create>

and register to the GILDA VOMS (usually, registration takes a working day).

Then, you can go to the GILDA Grid Demonstrator at the URL:

<https://grid-demo.ct.infn.it>

or, if you are participating to a tutorial or an induction course, to the GILDA Grid Tutor at the URL:

<https://grid-tutor.ct.infn.it> (for LCG) or <https://glite-tutor.ct.infn.it> (for gLite)

Remember that:

1) whenever you are prompted for the Operating System, use the username and the password you have chosen when you requested the GILDA Personal Certificate as username and as password;

2) whenever you are prompted for the GRID username and password and the passphrase of your GILDA Personal Certificate as password.  
Best Regards

The GILDA CA Manager

GILDA Certification Authority

Tel: +39 095 378 5469

Fax: +39 095 378 5231

Via S. Sofia, 64

I-95123 Catania

ITALY

<http://gilda.ct.infn.it/CA/>

**From:** GILDA-CA <[gilda-ca@ct.infn.it](mailto:gilda-ca@ct.infn.it)>

**To:** <email из отправленной формы>

**Subject:** GILDA Personal Certificate for <username>

Просто нажать на ссылку для получения сертификата

- После загрузки сертификата в браузер появится web страница с сообщением, что новый сертификат доступен в списке сертификатов браузера.
- **Все действия должны производиться в одном и том же браузере!!**
- Срок действия персонального сертификата 14 дней!
- После этого сертификат можно экспортировать и сохранить в безопасном месте.
- Процедура экспорта зависит от типа используемого браузера.
- Тип файла экспортированного сертификата зависит от браузера (\*.p12 для Mozilla/Netscape/FireFox и \*.pfx для Internet Explorer).
- Экспортированный сертификат в дальнейшем должен будет преобразован в \*.pem формат, распознаваемый системой безопасности gLite.

- Вторая ссылка в полученном e-mail.

Dear User,

you can download your GILDA Personal Certificate going,  
\*with the same browser you used to submit the request\*,  
to the URL:

`https://gilda.ct.infn.it/cgi-bin/gucert.pl?0A44`

Your certificate is valid for 365 days.  
After that you can go to:

`https://voms.ct.infn.it:8443/voms/gilda/webui/request/user/create`

and register to the GILDA VO (usually, registration takes a working day).

Then, you can go to the GILDA Grid Demonstrator at the URL:

`https://grid-demo.ct.infn.it`

or, if you are participating to a tutorial or an induction course,  
to the GILDA Grid Tutor at the URL:

`https://grid-tutor.ct.infn.it` or `https://grid-tutor1.ct.infn.it`

Remember that:

1) whenever you are prompted for the Operating System, use the username  
and the password you have chosen when you requested the GILDA  
Personal Certificate as username and as password;

2) whenever you are prompted for the GRID username and password  
and the passphrase of your GILDA Personal Certificate as password.

Best Regards  
The GILDA CA Manager

...

Просто нажать на ссылку для того чтобы зарегистрироваться в VOMS




Virtual Organization Membership Service

The gilda VO
Request to Administrators » requesting VO membership

REQUEST TO ADMINISTRATORS

REQUESTING VO MEMBERSHIP

LISTING REQUESTS

CONFIRMATION OF THE EMAIL ADDRESS

## VO User Registration Request

To access the VO resources, you must agree to the VO's Usage Rules. Please fill out all fields in the form below and click on the appropriate button at the bottom.

After you submit this request, you will receive an email with instructions on how to proceed. Your request will not be forwarded to the VO managers until you confirm that you have a valid email address by following those instructions.

Для доступа к этой странице сертификат уже должен быть загружен в браузер!!

that it may be used to contact you in relation to this activity.

DN: /C=IT/O=GILDA/OU=Personal Certificate/L=Petersburg Nuclear Physics Institute  
(PNPI)/CN=Sergey Oleshko/Email=oleshko@pnpi.nw.ru

CA: /C=IT/O=GILDA/CN=GILDA Certification Authority

CA URI:

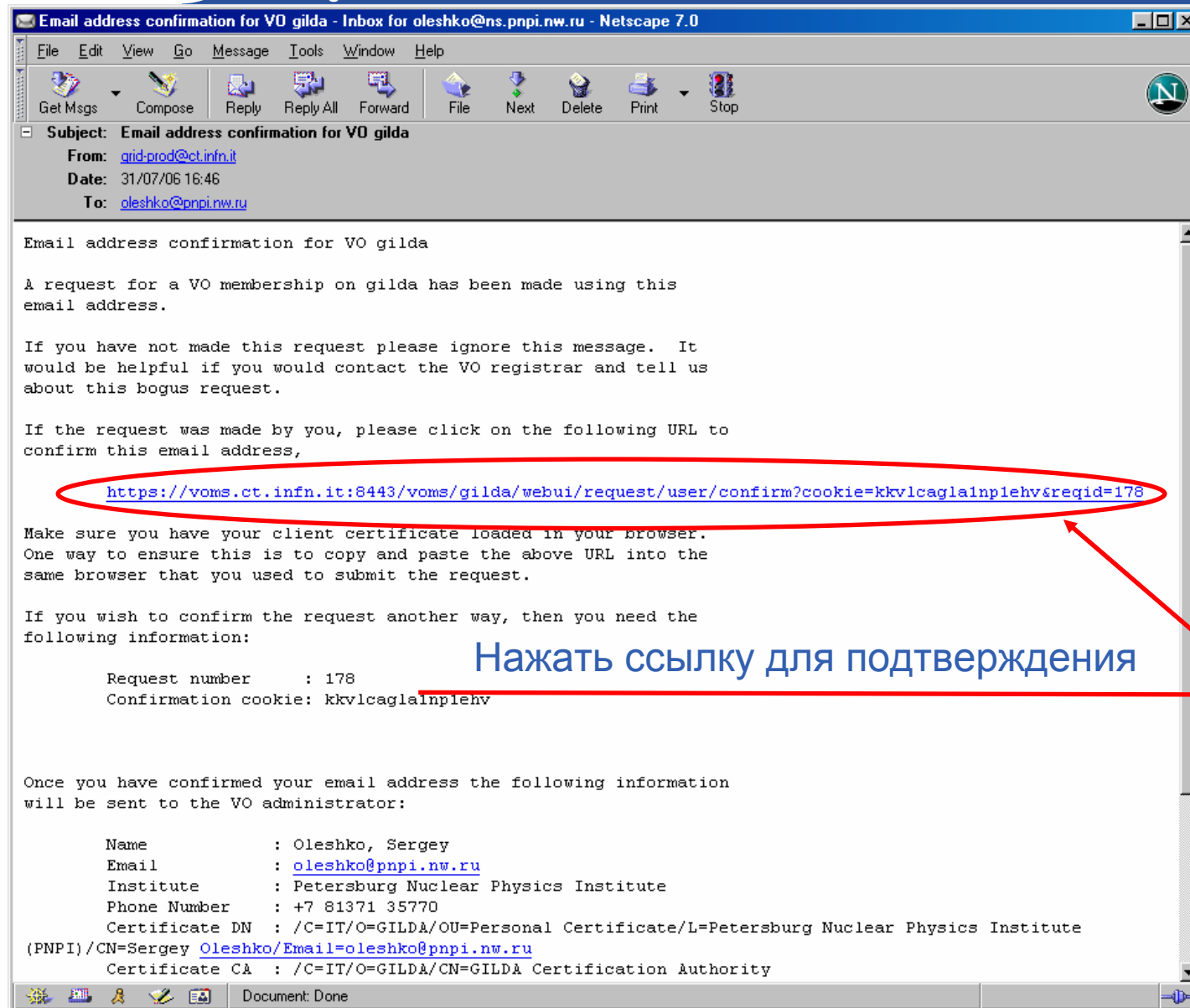
Family Name:

Given Name:

Institute:

Phone Number:

Email:



**Subject:** Email address confirmation for VO gilda  
**From:** [grid-prod@ct.infn.it](mailto:grid-prod@ct.infn.it)  
**Date:** 31/07/06 16:46  
**To:** [oleshko@pnpi.nw.ru](mailto:oleshko@pnpi.nw.ru)

Email address confirmation for VO gilda

A request for a VO membership on gilda has been made using this email address.

If you have not made this request please ignore this message. It would be helpful if you would contact the VO registrar and tell us about this bogus request.

If the request was made by you, please click on the following URL to confirm this email address,

<https://voms.ct.infn.it:8443/voms/gilda/webui/request/user/confirm?cookie=kkvvcagla1nplshv&reqid=178>

Make sure you have your client certificate loaded in your browser. One way to ensure this is to copy and paste the above URL into the same browser that you used to submit the request.

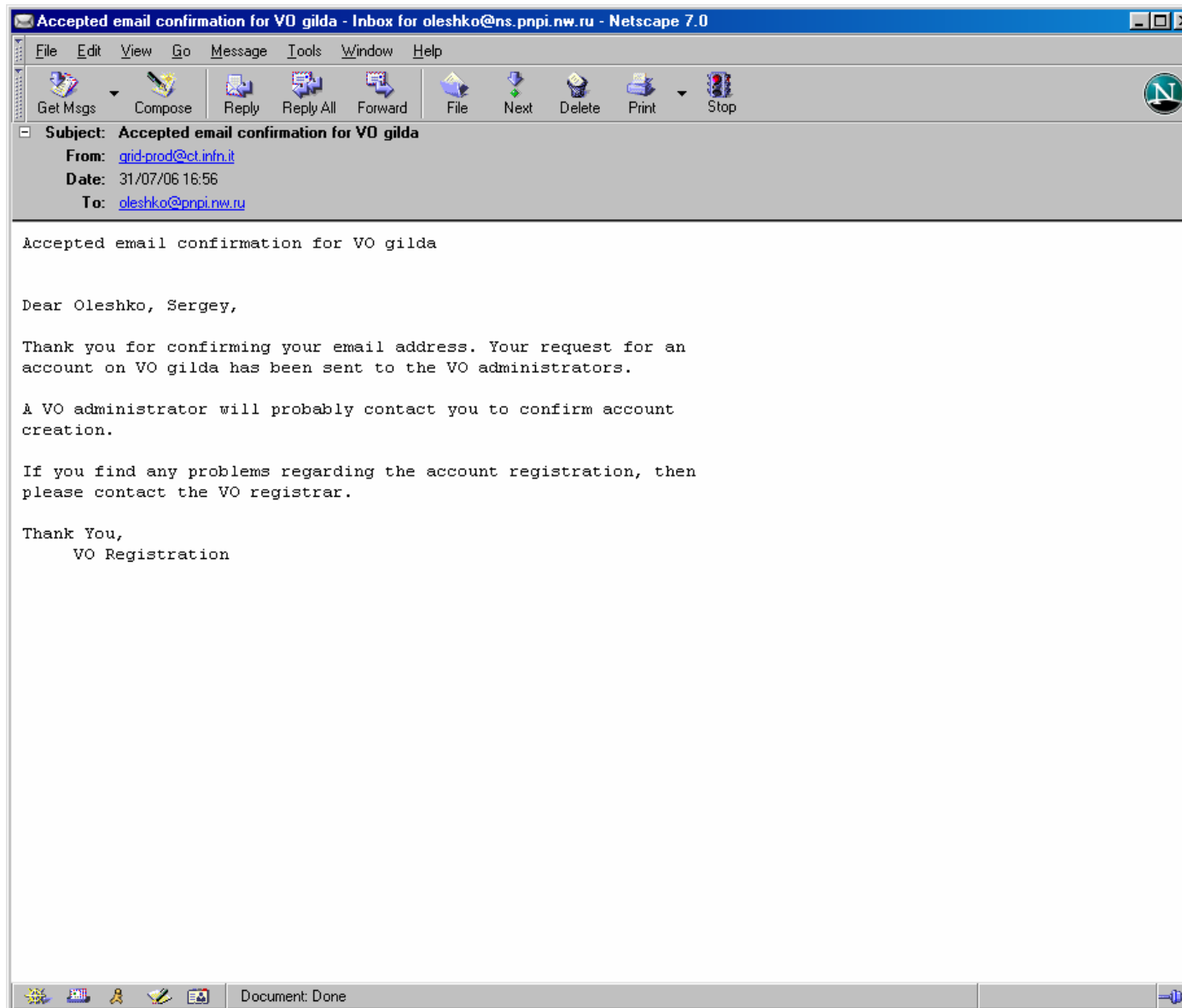
If you wish to confirm the request another way, then you need the following information:

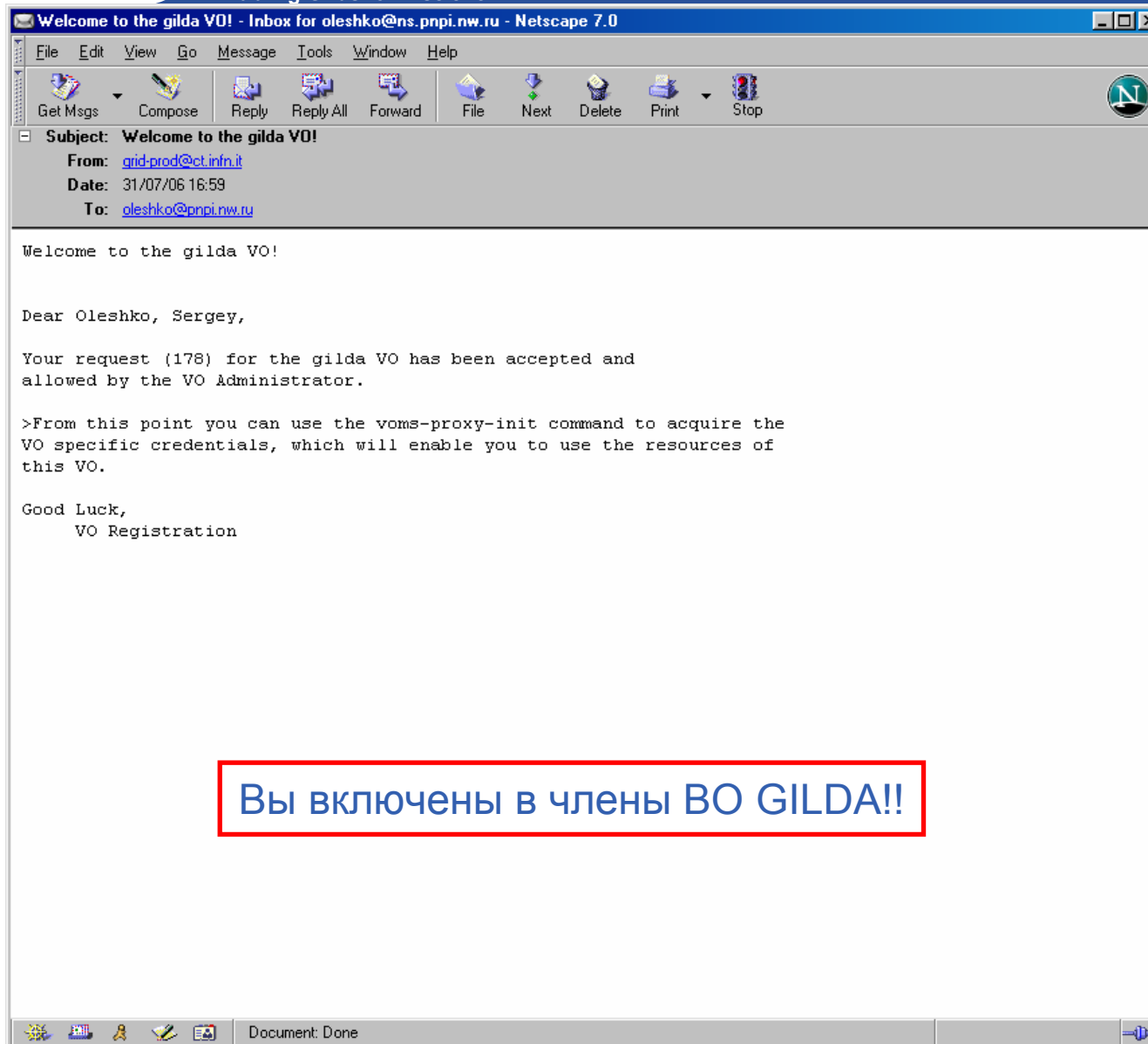
Request number : 178  
 Confirmation cookie: kkvvcagla1nplshv

Once you have confirmed your email address the following information will be sent to the VO administrator:

Name : Oleshko, Sergey  
 Email : [oleshko@pnpi.nw.ru](mailto:oleshko@pnpi.nw.ru)  
 Institute : Petersburg Nuclear Physics Institute  
 Phone Number : +7 81371 35770  
 Certificate DN : /C=IT/O=GILDA/OU=Personal Certificate/L=Petersburg Nuclear Physics Institute (PNPI)/CN=Sergey [Oleshko/Email=oleshko@pnpi.nw.ru](mailto:oleshko@pnpi.nw.ru)  
 Certificate CA : /C=IT/O=GILDA/CN=GILDA Certification Authority

Нажать ссылку для подтверждения

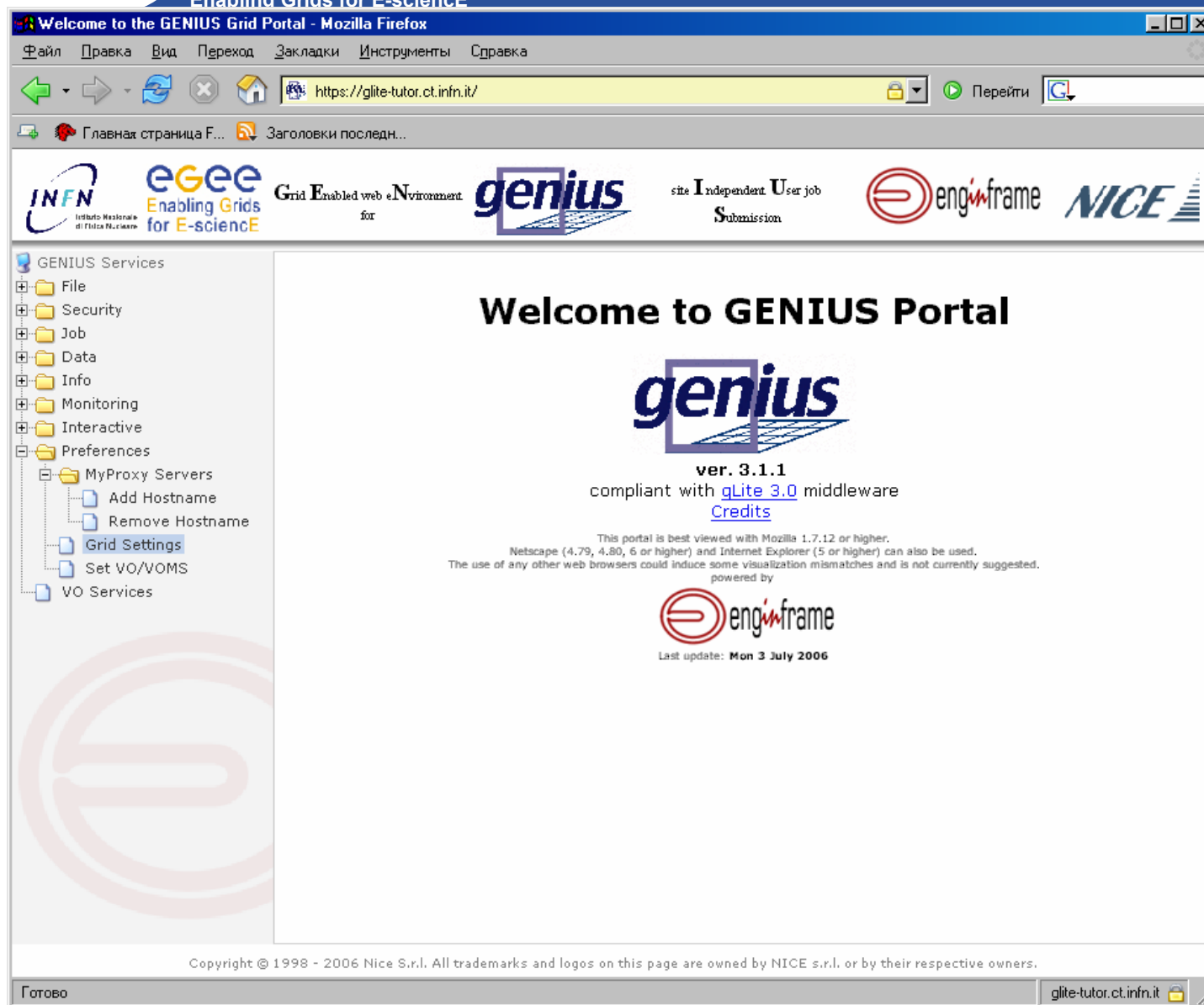




- Сохранить персональный сертификат из браузера в файл \*.p12
- Написать письмо -> [Roberto.Barbera@ct.infn.it](mailto:Roberto.Barbera@ct.infn.it) с просьбой открыть FireWall для вашего IP (указать его). Иначе вы не сможете зайти на их машину
- Зайти с помощью SSH на свой UI, машина с адресом: `glite-tutor.ct.infn.it`. Логин и пароль - те, которые вы указывали при регистрации.
- Скопировать туда (в свою корневую директорию) свой сертификат \*.p12
- Создать на UI директорию (`mkdir .globus`) и экспортировать туда сертификат командой  
(`openssl pkcs12 -nocerts -in mysert.p12 -out .globus/userkey.pem`)
- Выполнить команды:  
`openssl pkcs12 -clcerts -nokeys -in mysert.p12 -out .globus/usersert.pem`  
`cd .globus/`  
`chmod 400 userkey.pem`  
`chmod 644 usersert.pem`

- Активизировать проху:  
voms-proxy-init --voms gilda  
myproxy-init --voms gilda  
\* - срок действия активизированных полномочий 24 часа! При этом необходимо ввести пароль, который будет необходим для работы через браузер.
- Теперь можно работать в полнофункциональной Grid инфраструктуре GILDA, как через браузер: <https://glite-tutor.ct.infn.it/>, так и через SSH, host: glite-tutor.ct.infn.it.

Enabling Grids for E-science



The screenshot shows a Mozilla Firefox browser window displaying the GENIUS Grid Portal. The browser's address bar shows the URL <https://glite-tutor.ct.infn.it/>. The page header includes logos for INFN, eGEE (Enabling Grids for E-science), genius, and NICE. The main content area features a navigation menu on the left with categories like File, Security, Job, Data, Info, Monitoring, Interactive, Preferences, MyProxy Servers, and VO Services. The central content displays a large 'Welcome to GENIUS Portal' message with the genius logo, version information (ver. 3.1.1), and compliance with gLite 3.0 middleware. It also includes a note about browser compatibility and the Enginframe logo with the text 'Last update: Mon 3 July 2006'. The footer contains a copyright notice for NICE S.r.l. from 1998 to 2006.

**Host: [glite-tutor.ct.infn.it](https://glite-tutor.ct.infn.it)**

**Username: gatchinaXX (XX=01...07)**

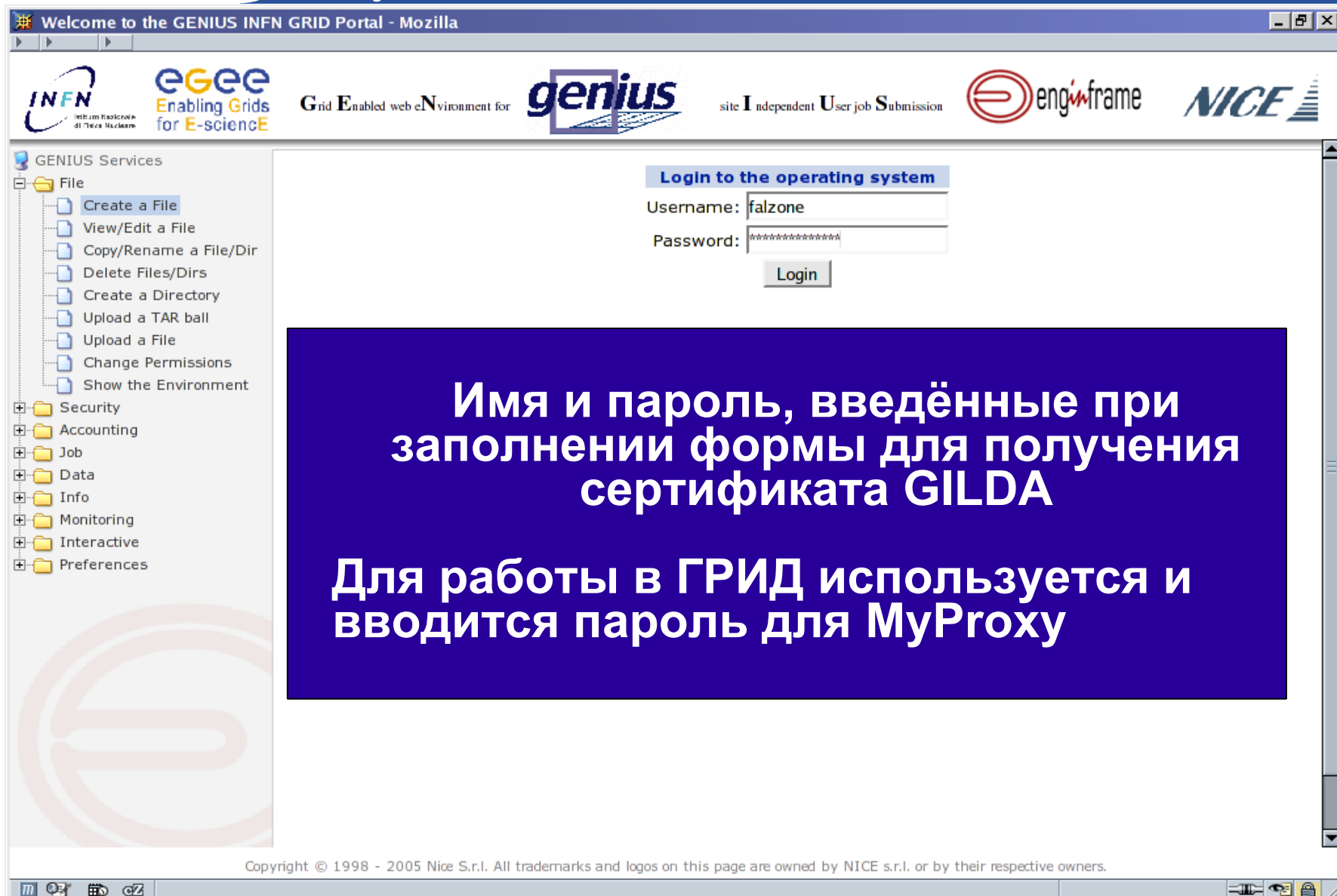
**Password: GridGATXX (XX=01...07)**

**PassPhrase: GATCHINA**






**GENIUS: <https://glite-tutor.ct.infn.it>**



- Работа с файлами
- Запуск задач
- Мониторинг
- Работа с данными



Welcome to the GENIUS INFN GRID Portal - Mozilla

Grid Enabled web eNvironment for **genius** site Independent User job Submission

**GENIUS Services**

- File
  - Create a File
  - View/Edit a File
  - Copy/Rename a File/Dir
  - Delete Files/Dirs
  - Create a Directory
  - Upload a TAR ball
  - Upload a File
  - Change Permissions
  - Show the Environment
- Security
- Accounting
- Job
- Data
- Info
- Monitoring
- Interactive
- Preferences

**Login to the operating system**

Username:

Password:

Copyright © 1998 - 2005 Nice S.r.l. All trademarks and logos on this page are owned by NICE s.r.l. or by their respective owners.

**Имя и пароль, введённые при  
заполнении формы для получения  
сертификата GILDA**

**Для работы в ГРИД используется и  
вводится пароль для MyProху**

Welcome to the GENIUS INFN GRID Portal - Mozilla

INFN eGEE Enabling Grids for E-science Grid Enabled web environment for genius site Independent User job Submission enginframe NICE

Welcome falzone Your Data Logout

GENIUS Services

- File
  - Create a File
  - View/Edit a File
  - Copy/Rename a File/Dir
  - Delete Files/Dirs
  - Create a Directory
  - Upload a TAR ball
  - Upload a File
  - Change Permissions
  - Show the Environment
- Security
- Accounting
- Job
- Data
- Info
- Monitoring
- Interactive
- Preferences

**Create a File**

With this service you may create a file in your home directory.

Base Path  default is HOME

FileName

Write here or copy and paste from a local file

alrtotest  
falzone\_2xpGDGai6xDZJLg597W1HA  
falzone\_3PKbSyRA7X1JM-ikJOUUQ  
falzone\_6AreA9FBp9fH8dR10bo0QQ  
falzone\_UwcUmK8Y5x6VSgE2NVwaTg  
falzone\_Wrf6HbxD2J1rkq1INVO54Q  
falzone\_XpUvqJo6wKba0upDX9V-8g  
falzone\_XuxWQMDawn3NRI3W\_yLp9g  
falzone\_dGCVFzAWu5txdeg1VrPhBQ  
falzone\_efLEL2KXsmUZ34Gve598Yg  
falzone\_fycmMa3Cxn02\_cyr4qb5Pg  
falzone\_k7z7qvWk7IX-f2JzuTx37w  
falzone\_oW5AdVuQXq73dotubmwaug  
falzone\_pHLRY3KKMO7SMwxhFnAjHA  
falzone\_povDeEyZDL4cS0zegft\_A  
falzone\_pv4edRPd2m9O7ucA7Hq9gw  
falzone\_yvsKAxmF9b3\_Ku1PtaZ46w  
falzone\_z45715x7772a5E7uDNB40

Path: /home/falzone OK

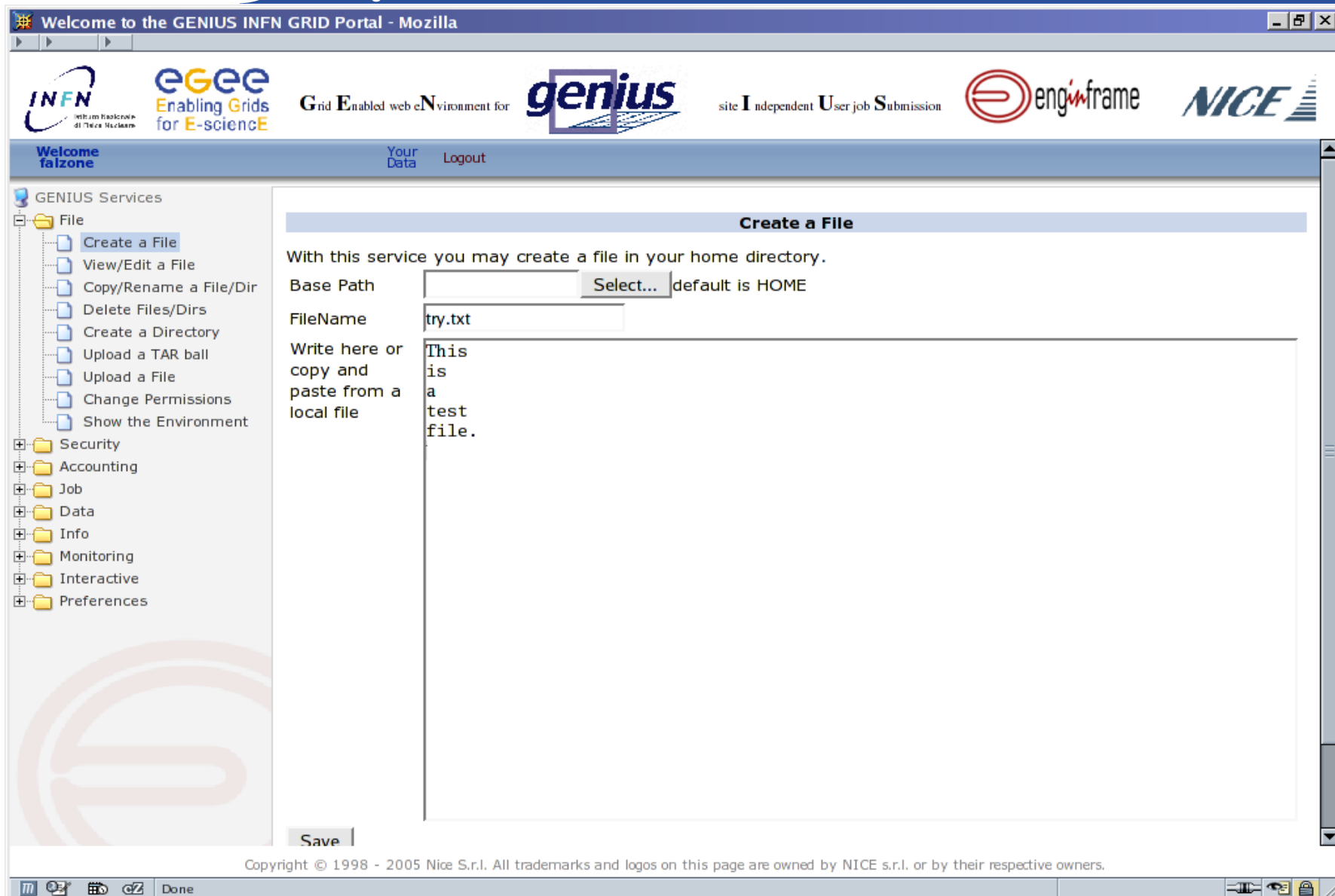
Selected: Cancel

Save






Copyright © 1998 - 2005 Nice S.r.l. All trademarks and logos on this page are owned by NICE s.r.l. or by their respective owners.

Done

Удалённая работа с файлами  
на UI машине



Welcome to the GENIUS INFN GRID Portal - Mozilla

Grid Enabled web Environment for site Independent User job Submission

Welcome falzone [Your Data](#) [Logout](#)

**GENIUS Services**

- File
  - Create a File
  - View/Edit a File
  - Copy/Rename a File/Dir
  - Delete Files/Dirs
  - Create a Directory
  - Upload a TAR ball
  - Upload a File
  - Change Permissions
  - Show the Environment
- Security
- Accounting
- Job
- Data
- Info
- Monitoring
- Interactive
- Preferences

**Create a File**

With this service you may create a file in your home directory.

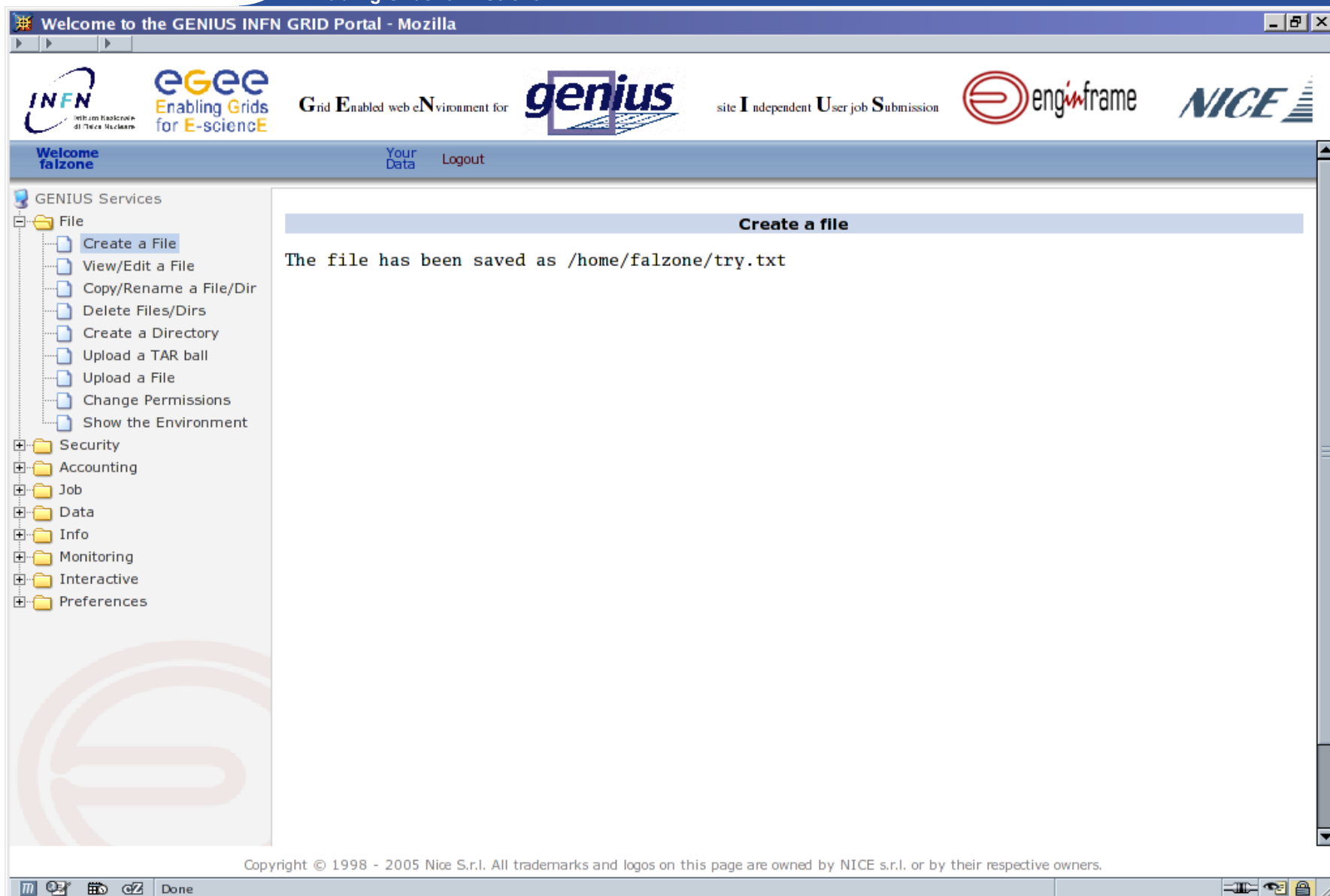
Base Path   default is HOME

FileName

Write here or copy and paste from a local file

```
This
is
a
test
file.
```

Copyright © 1998 - 2005 Nice S.r.l. All trademarks and logos on this page are owned by NICE s.r.l. or by their respective owners.



Welcome to the GENIUS INFN GRID Portal - Mozilla

INFN **eGEE** Enabling Grids for E-science  
Grid Enabled web eNvironment for **genius** site Independent User job Submission **enginframe** **NICE**

Welcome **falzone** [Your Data](#) [Logout](#)

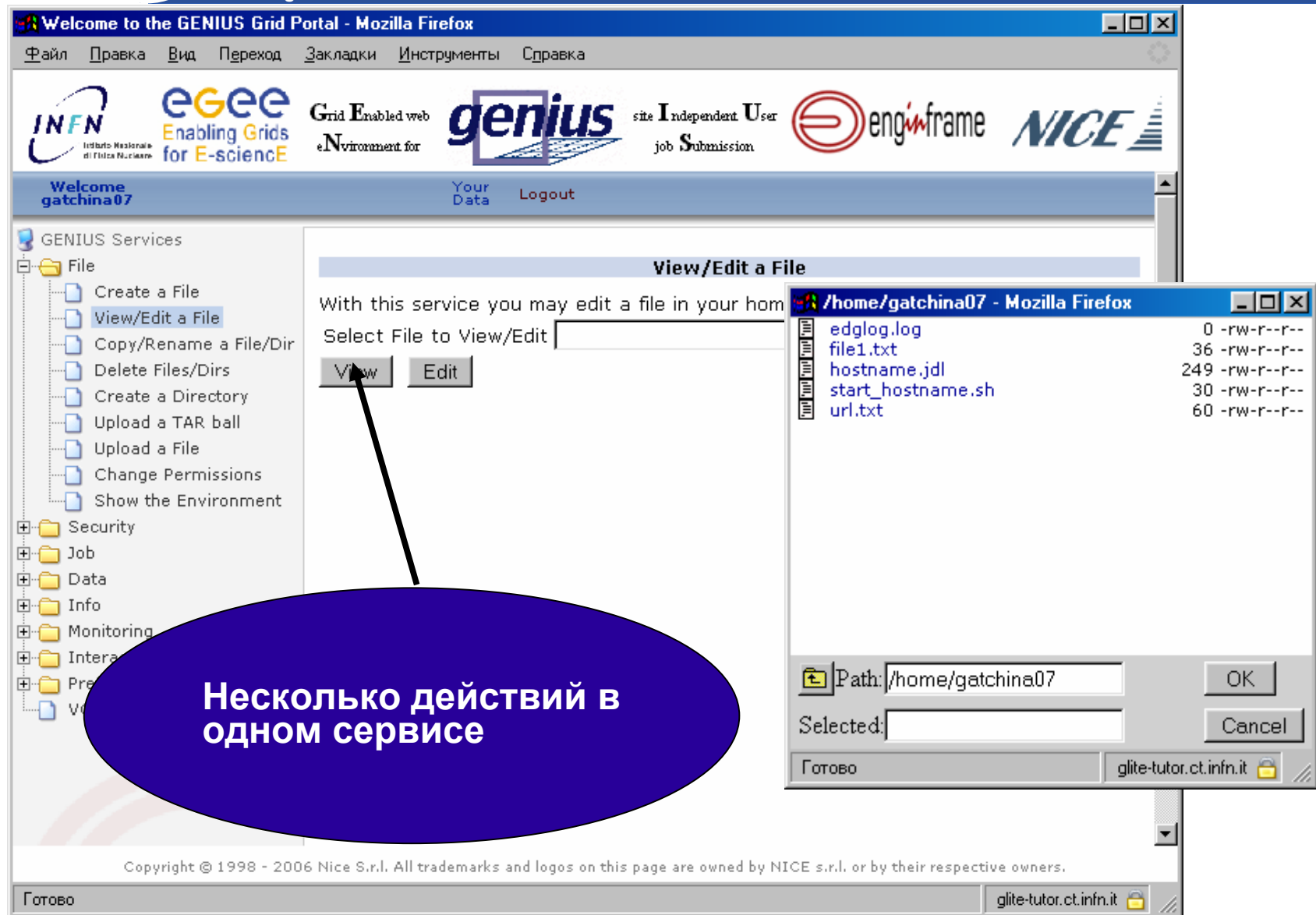
GENIUS Services

- File
  - Create a File**
  - View/Edit a File
  - Copy/Rename a File/Dir
  - Delete Files/Dirs
  - Create a Directory
  - Upload a TAR ball
  - Upload a File
  - Change Permissions
  - Show the Environment
- Security
- Accounting
- Job
- Data
- Info
- Monitoring
- Interactive
- Preferences

**Create a file**

The file has been saved as `/home/falzone/try.txt`

Copyright © 1998 - 2005 Nice S.r.l. All trademarks and logos on this page are owned by NICE s.r.l. or by their respective owners.



The screenshot shows the GENIUS Grid Portal interface in Mozilla Firefox. The main window displays a sidebar with 'GENIUS Services' and a central area for 'View/Edit a File'. A blue callout bubble points to the 'View' button in the 'View/Edit a File' section, containing the text: **Несколько действий в одном сервисе**.

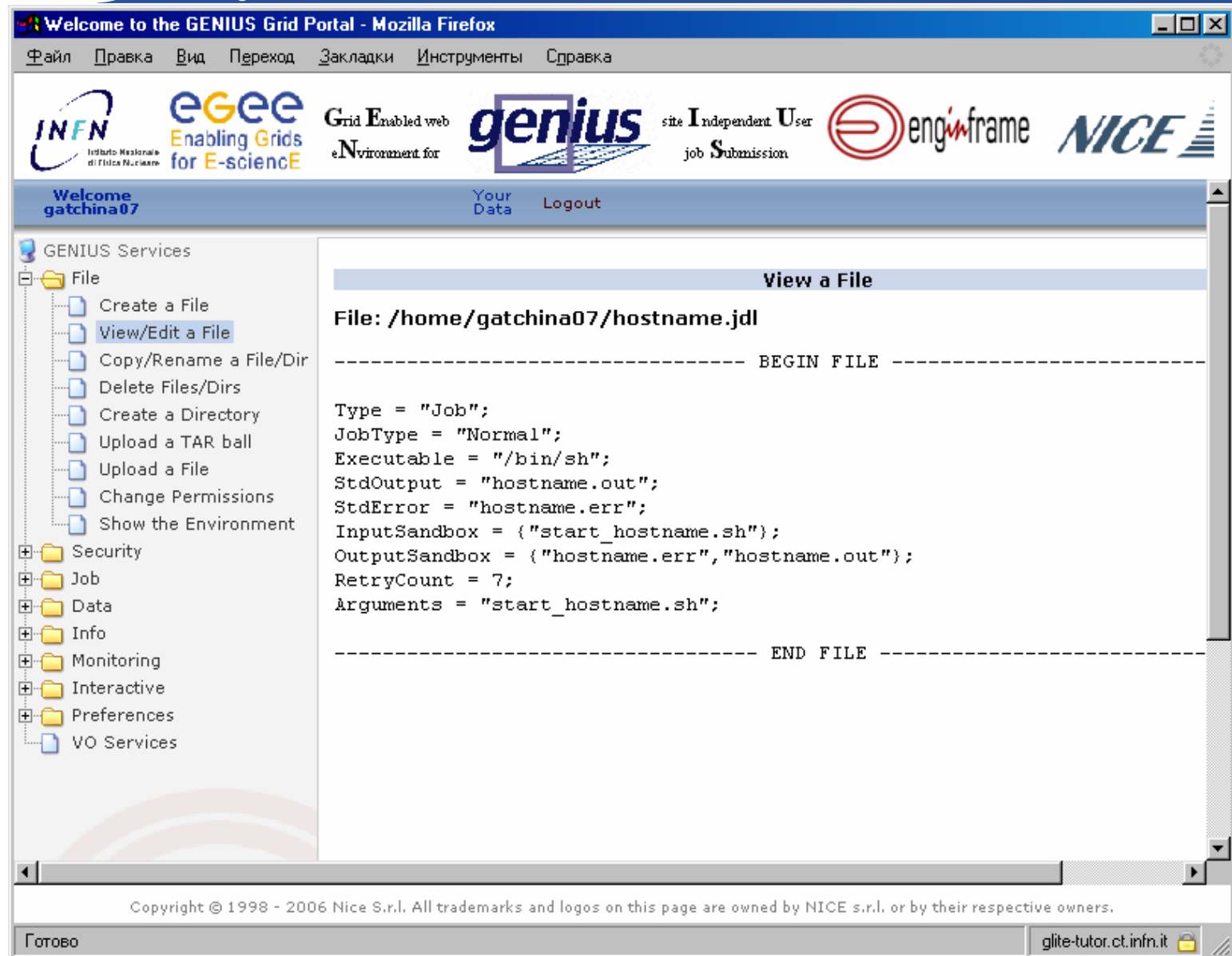
The 'View/Edit a File' section includes the text: 'With this service you may edit a file in your home' and 'Select File to View/Edit'. Below this text are 'View' and 'Edit' buttons.

An open terminal window titled '/home/gatchina07 - Mozilla Firefox' displays a file listing:

File Name	Permissions
edglog.log	0 -rw-r--r--
file1.txt	36 -rw-r--r--
hostname.jdl	249 -rw-r--r--
start_hostname.sh	30 -rw-r--r--
url.txt	60 -rw-r--r--







The terminal window also shows a 'Path: /home/gatchina07' field and 'OK' and 'Cancel' buttons.

At the bottom of the main window, there is a copyright notice: 'Copyright © 1998 - 2006 Nice S.r.l. All trademarks and logos on this page are owned by NICE s.r.l. or by their respective owners.'



Welcome to the GENIUS Grid Portal - Mozilla Firefox

Файл Правка Вид Переход Закладки Инструменты Справка

Welcome gatchina07 [Your Data](#) [Logout](#)

GENIUS Services

- File
  - Create a File
  - View/Edit a File
  - Copy/Rename a File/Dir
  - Delete Files/Dirs
  - Create a Directory
  - Upload a TAR ball
  - Upload a File
  - Change Permissions
  - Show the Environment
- Security
- Job
- Data
- Info
- Monitoring
- Interactive
- Preferences
- VO Services

**View a File**

File: /home/gatchina07/hostname.jdl

```

----- BEGIN FILE -----

Type = "Job";
JobType = "Normal";
Executable = "/bin/sh";
StdOutput = "hostname.out";
StdError = "hostname.err";
InputSandbox = {"start_hostname.sh"};
OutputSandbox = {"hostname.err", "hostname.out"};
RetryCount = 7;
Arguments = "start_hostname.sh";

----- END FILE -----
    
```

Copyright © 1998 - 2006 Nice S.r.l. All trademarks and logos on this page are owned by NICE s.r.l. or by their respective owners.

Готово [glite-tutor.ct.infn.it](#)

# eGEE Работа с файлами (Copy/Rename)

Enabling Grids for E-science

The screenshot displays the GENIUS Grid Portal interface in Mozilla Firefox. The main window title is "Welcome to the GENIUS Grid Portal - Mozilla Firefox". The interface includes a navigation menu with options like "Файл", "Правка", "Вид", "Переход", "Закладки", "Инструменты", and "Справка". Logos for INFN, eGEE, Grid Enabled web Environment for, genius, site Independent User job Submission, enginframe, and NICE are visible. A sidebar on the left lists "GENIUS Services" with a tree view under "File" containing options like "Create a File", "View/Edit a File", "Copy/Rename a File/Dir", "Delete Files/Dirs", "Create a Directory", "Upload a TAR ball", "Upload a File", "Change Permissions", and "Show the Environment".

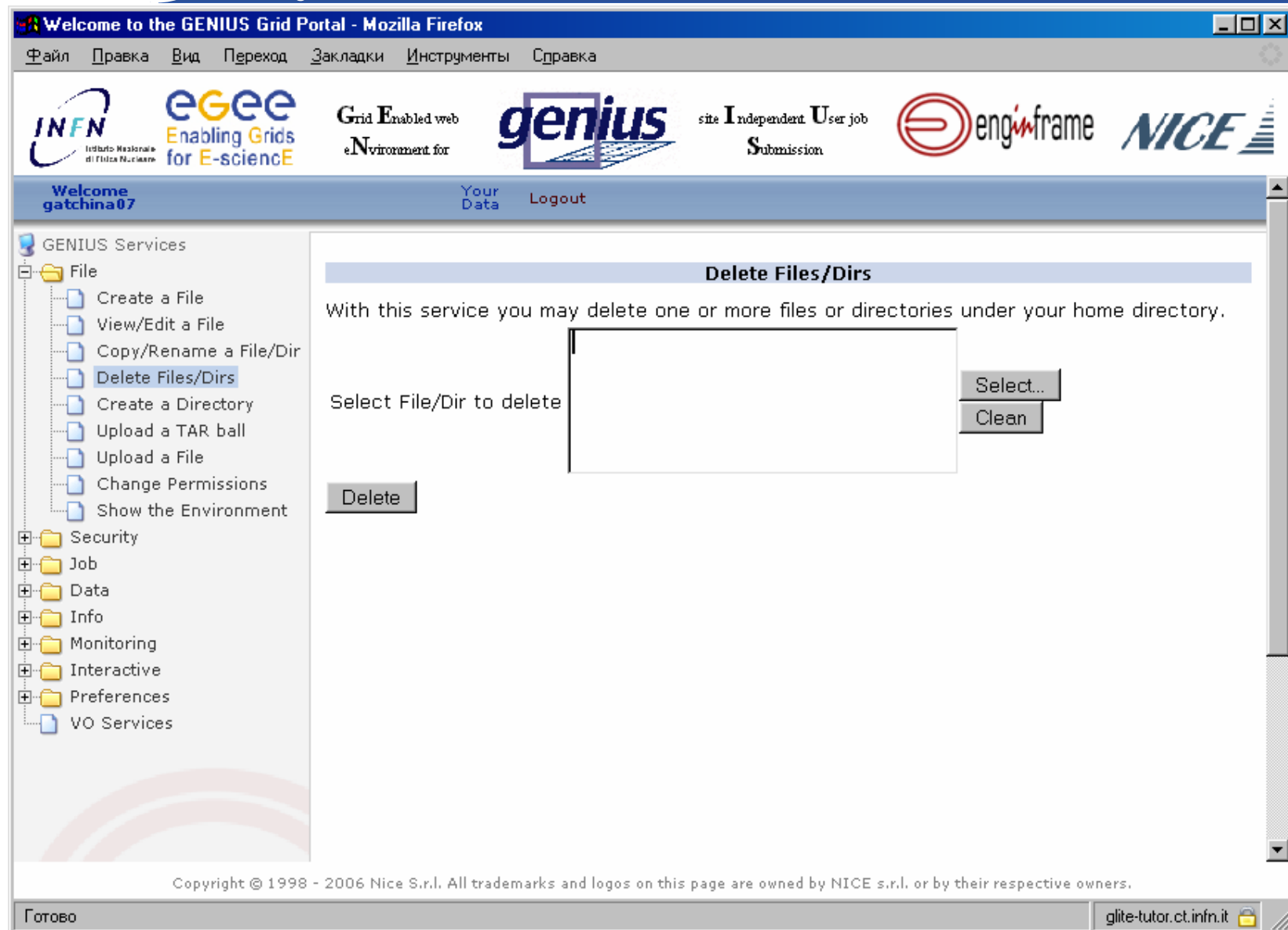
The main content area is titled "Copy/Rename a File/Dir" and contains the following text: "With this service you can copy or rename a file or directory in your home directory." Below this text are three input fields: "Source File/Directory to Copy" with a "Select..." button, "Destination Base Path", and "New FileName/DirName". At the bottom of this section are "Copy" and "Rename" buttons.

An open terminal window in the foreground shows the contents of the home directory for user gatchina07. The terminal title is "/home/gatchina07 - Mozilla Firefox". The output is as follows:

edglog.log	0	-rw-r--r--
file1.txt	36	-rw-r--r--
hostname.jdl	249	-rw-r--r--
start_hostname.sh	30	-rw-r--r--
url.txt	60	-rw-r--r--






At the bottom of the terminal window, the "Path:" field is set to "/home/gatchina07" and the "Selected:" field is empty. The terminal status bar shows "Готово" and the URL "glite-tutor.ct.infn.it".





Welcome to the GENIUS Grid Portal - Mozilla Firefox

Файл Правка Вид Переход Закладки Инструменты Справка

Welcome gatchina07 [Your Data](#) [Logout](#)

**GENIUS Services**

- File
  - Create a File
  - View/Edit a File
  - Copy/Rename a File/Dir
  - Delete Files/Dirs**
  - Create a Directory
  - Upload a TAR ball
  - Upload a File
  - Change Permissions
  - Show the Environment
- Security
- Job
- Data
- Info
- Monitoring
- Interactive
- Preferences
- VO Services

**Delete Files/Dirs**

With this service you may delete one or more files or directories under your home directory.

Select File/Dir to delete

Copyright © 1998 - 2006 Nice S.r.l. All trademarks and logos on this page are owned by NICE s.r.l. or by their respective owners.

Готово glite-tutor.ct.infn.it

# eGEE Работа с файлами (Create a Dir )

Enabling Grids for E-science

Welcome to the GENIUS Grid Portal - Mozilla Firefox

Файл Правка Вид Переход Закладки Инструменты Справка

INFN Istituto Nazionale di Fisica Nucleare eGEE Enabling Grids for E-science Grid Enabled web eNvironment for genius site Independent User job Submission enginframe NICE

Welcome gatchina07 Your Data Logout

GENIUS Services

- File
  - Create a File
  - View/Edit a File
  - Copy/Rename a File/Dir
  - Delete Files/Dirs
  - Create a Directory**
  - Upload a TAR ball
  - Upload a File
  - Change Permissions
  - Show the Environment
- Security
- Job
- Data
- Info
- Monitoring
- Interactive
- Preferences
- VO Services

**Create a Directory**

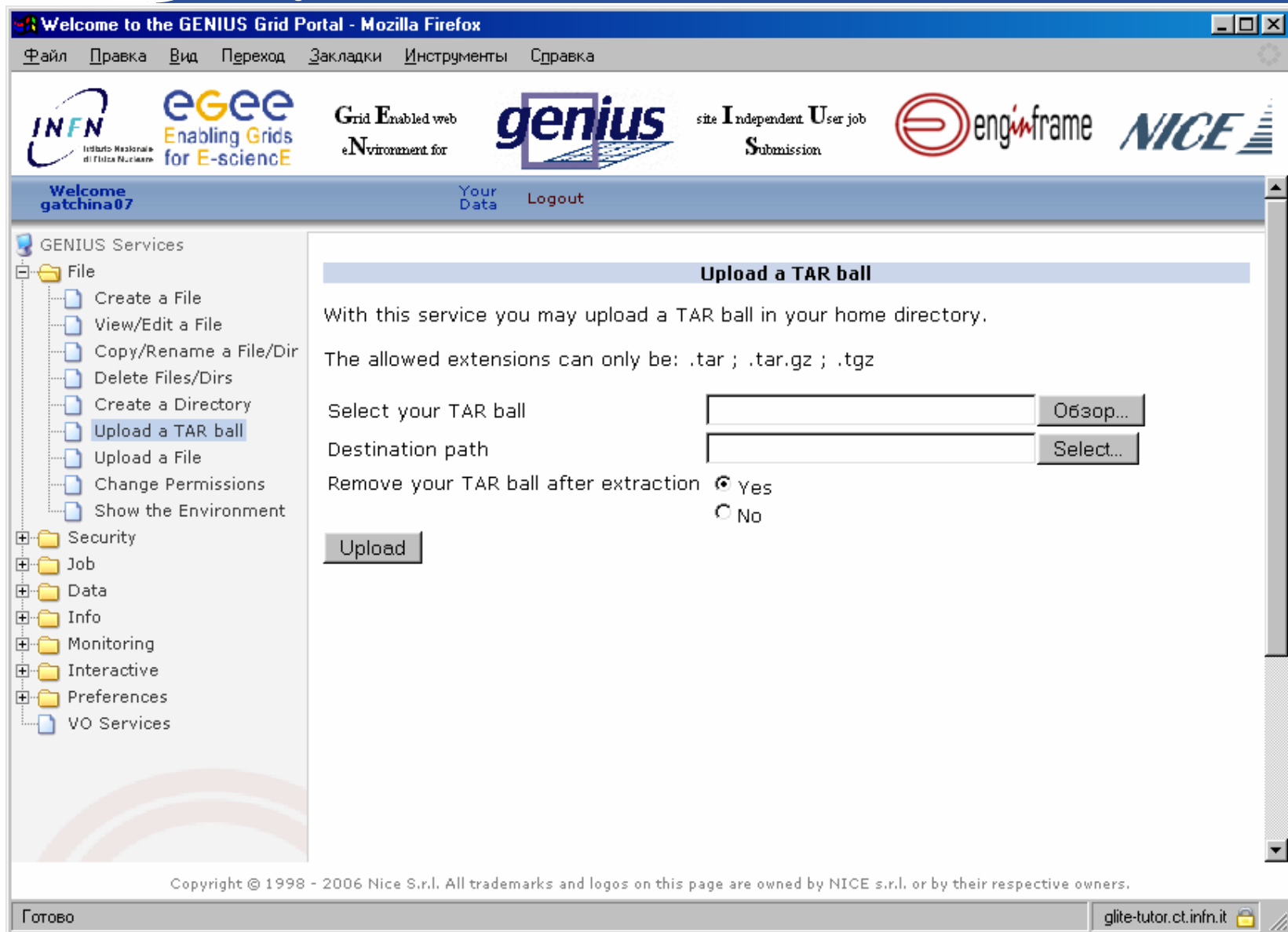
With this service you may create a subdirectory in your home directory.

Destination Base Path

Directory Name






Copyright © 1998 - 2006 Nice S.r.l. All trademarks and logos on this page are owned by NICE s.r.l. or by their respective owners.

Готово glite-tutor.ct.infn.it



Welcome to the GENIUS Grid Portal - Mozilla Firefox

Файл Правка Вид Переход Закладки Инструменты Справка

Welcome gatchina07    Your Data    Logout

GENIUS Services

- File
  - Create a File
  - View/Edit a File
  - Copy/Rename a File/Dir
  - Delete Files/Dirs
  - Create a Directory
  - Upload a TAR ball**
  - Upload a File
  - Change Permissions
  - Show the Environment
- Security
- Job
- Data
- Info
- Monitoring
- Interactive
- Preferences
- VO Services

### Upload a TAR ball

With this service you may upload a TAR ball in your home directory.

The allowed extensions can only be: .tar ; .tar.gz ; .tgz

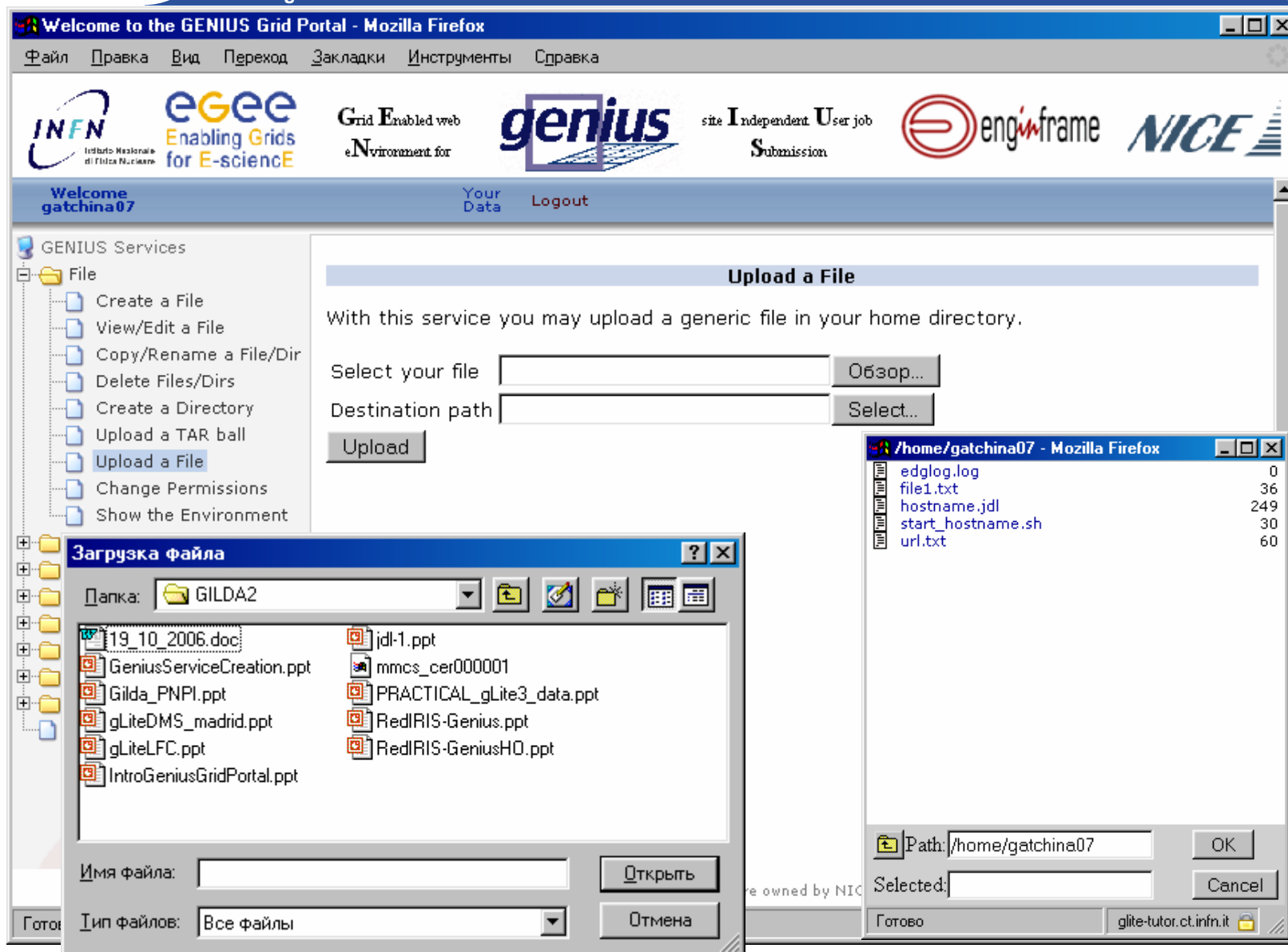
Select your TAR ball  Обзор...

Destination path  Select...

Remove your TAR ball after extraction  Yes  No

Copyright © 1998 - 2006 Nice S.r.l. All trademarks and logos on this page are owned by NICE s.r.l. or by their respective owners.

Готово    glite-tutor.ct.infn.it



The screenshot shows the GENIUS Grid Portal interface in Mozilla Firefox. The main content area displays the 'Upload a File' service, which allows users to upload a generic file to their home directory. The interface includes a sidebar with 'GENIUS Services' and a list of actions such as 'Create a File', 'View/Edit a File', and 'Upload a File'. The 'Upload a File' service is selected, and the 'Upload' button is visible.

A file selection dialog titled 'Загрузка файла' (File Upload) is open, showing a list of files in the 'GILDA2' directory. The files listed include:

- 19\_10\_2006.doc
- GeniusServiceCreation.ppt
- Gilda\_PNPI.ppt
- gLiteDMS\_madrid.ppt
- gLiteLFC.ppt
- IntroGeniusGridPortal.ppt
- jdk-1.ppt
- mmcs\_cer000001
- PRACTICAL\_gLite3\_data.ppt
- RedRIS-Genius.ppt
- RedRIS-GeniusHO.ppt

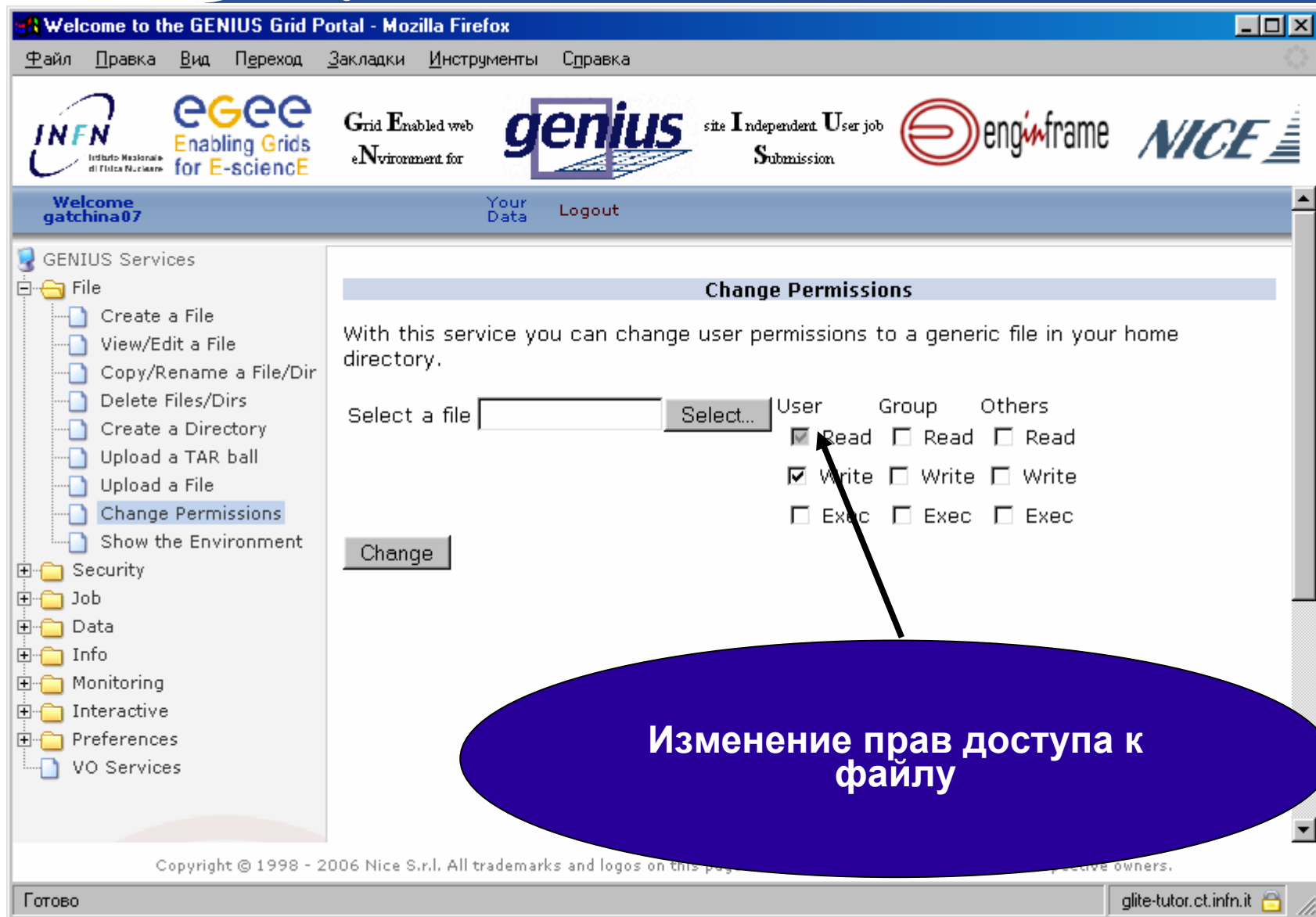
The dialog also shows the file name field, the file type filter set to 'Все файлы' (All files), and the 'Открыть' (Open) button.

In the background, a terminal window titled '/home/gatchina07 - Mozilla Firefox' displays the following file listing:

```






edglog.log           0
file1.txt            36
hostname.jdl        249
start_hostname.sh   30
url.txt             60
  
```

The terminal window also shows the path '/home/gatchina07' and the 'OK' button.



Welcome to the GENIUS Grid Portal - Mozilla Firefox

Файл Правка Вид Переход Закладки Инструменты Справка

Welcome gatchina07 [Your Data](#) [Logout](#)

**GENIUS Services**

- File
  - Create a File
  - View/Edit a File
  - Copy/Rename a File/Dir
  - Delete Files/Dirs
  - Create a Directory
  - Upload a TAR ball
  - Upload a File
  - Change Permissions**
  - Show the Environment
- Security
- Job
- Data
- Info
- Monitoring
- Interactive
- Preferences
- VO Services

**Change Permissions**

With this service you can change user permissions to a generic file in your home directory.

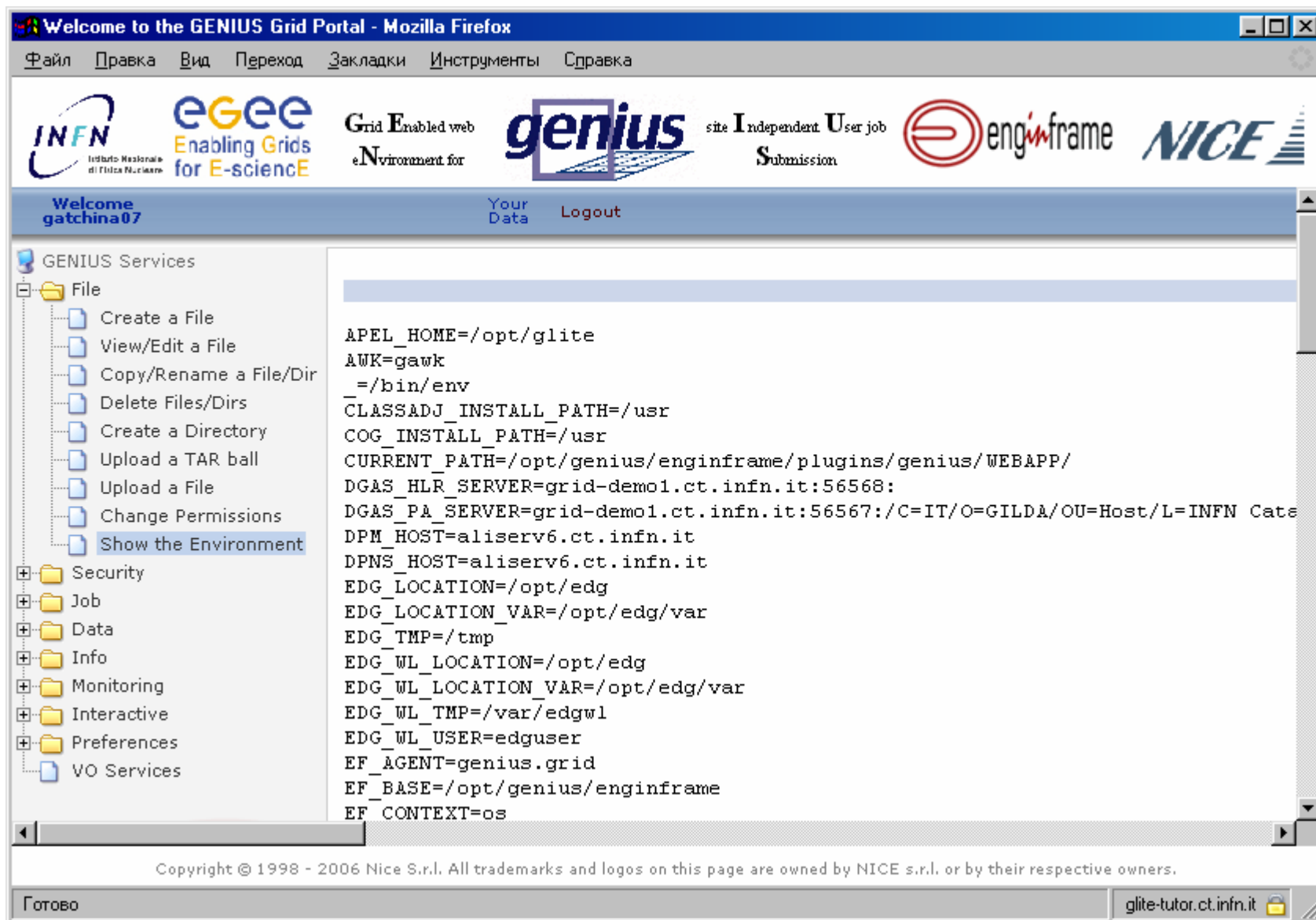
Select a file

User	Group	Others
<input checked="" type="checkbox"/> Read	<input type="checkbox"/> Read	<input type="checkbox"/> Read
<input checked="" type="checkbox"/> Write	<input type="checkbox"/> Write	<input type="checkbox"/> Write
<input type="checkbox"/> Exec	<input type="checkbox"/> Exec	<input type="checkbox"/> Exec

Copyright © 1998 - 2006 Nice S.r.l. All trademarks and logos on this page are the property of their respective owners.

Готово [glite-tutor.ct.infn.it](http://glite-tutor.ct.infn.it)

**Изменение прав доступа к файлу**



The screenshot shows a Mozilla Firefox browser window displaying the GENIUS Grid Portal. The page title is "Welcome to the GENIUS Grid Portal - Mozilla Firefox". The browser's menu bar includes "Файл", "Правка", "Вид", "Переход", "Закладки", "Инструменты", and "Справка".

The page header features several logos: INFN (Istituto Nazionale di Fisica Nucleare), eGEE (Enabling Grids for E-science), "Grid Enabled web eNvironment for", the "genius" logo, "site Independent User job Submission", "enginframe", and "NICE". Below the logos, there is a navigation bar with "Welcome gatchina07", "Your Data", and "Logout".

The main content area is titled "GENIUS Services" and contains a sidebar with a tree view of services: File, Security, Job, Data, Info, Monitoring, Interactive, Preferences, and VO Services. The "File" service is expanded, showing options like "Create a File", "View/Edit a File", "Copy/Rename a File/Dir", "Delete Files/Dirs", "Create a Directory", "Upload a TAR ball", "Upload a File", "Change Permissions", and "Show the Environment". The "Show the Environment" option is selected.

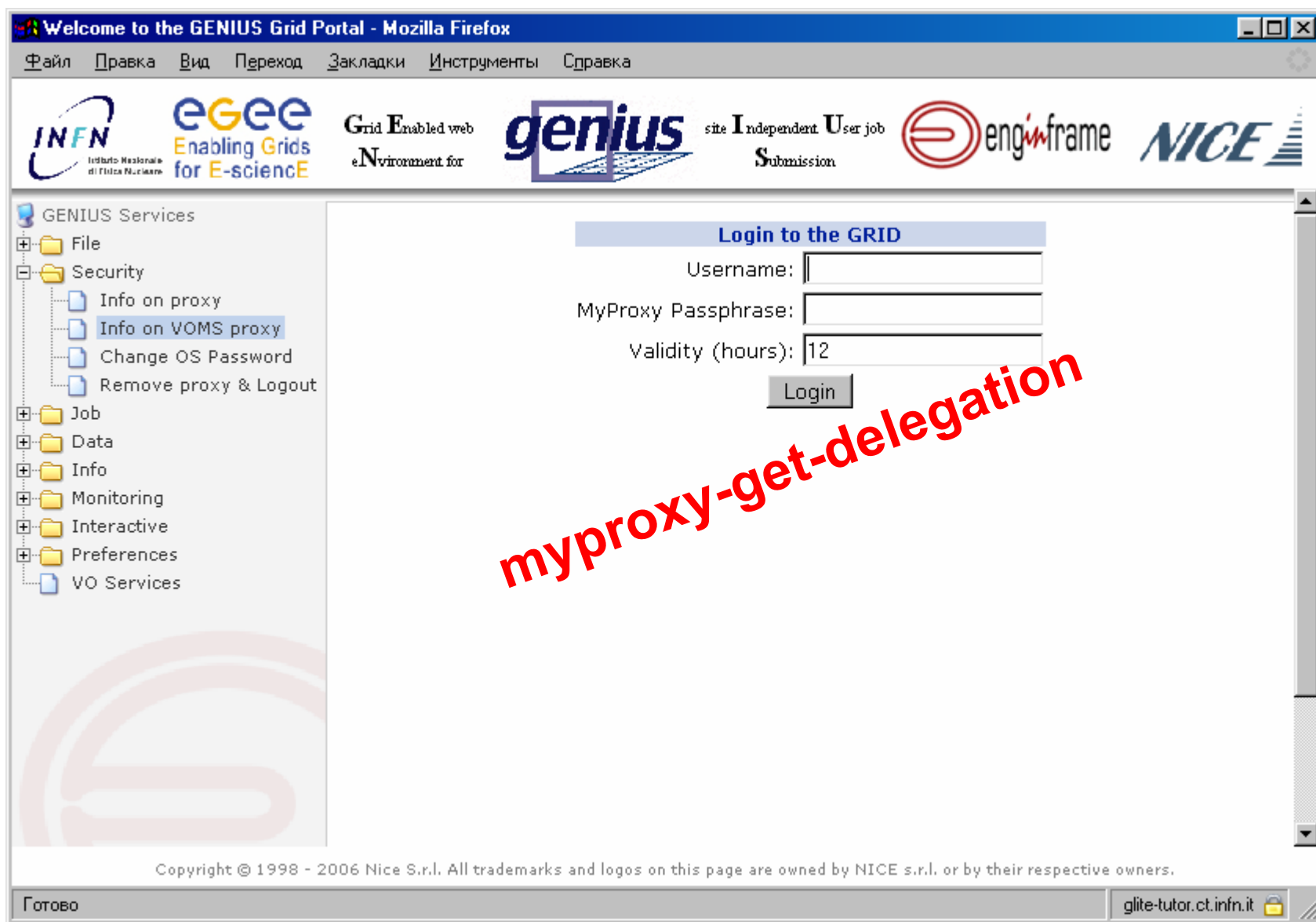
The main content area displays the following environment variables:

```

APEL_HOME=/opt/glite
AWK=gawk
_=/bin/env
CLASSADJ_INSTALL_PATH=/usr
COG_INSTALL_PATH=/usr
CURRENT_PATH=/opt/genius/enginframe/plugins/genius/WEBAPP/
DGAS_HLR_SERVER=grid-demo1.ct.infn.it:56568:
DGAS_PA_SERVER=grid-demo1.ct.infn.it:56567:/C=IT/O=GILDA/OU=Host/L=INFN Cate
DPM_HOST=aliserv6.ct.infn.it
DPNS_HOST=aliserv6.ct.infn.it
EDG_LOCATION=/opt/edg
EDG_LOCATION_VAR=/opt/edg/var
EDG_TMP=/tmp
EDG_WL_LOCATION=/opt/edg
EDG_WL_LOCATION_VAR=/opt/edg/var
EDG_WL_TMP=/var/edgwl
EDG_WL_USER=edguser
EF_AGENT=genius.grid
EF_BASE=/opt/genius/enginframe
EF_CONTEXT=os
    
```

At the bottom of the page, there is a copyright notice: "Copyright © 1998 - 2006 Nice S.r.l. All trademarks and logos on this page are owned by NICE s.r.l. or by their respective owners." The browser's status bar shows "Готово" and the address "glite-tutor.ct.infn.it".

- Работа с файлами
- **Запуск задач**
- Мониторинг
- Работа с данными



Welcome to the GENIUS Grid Portal - Mozilla Firefox

Файл Правка Вид Переход Закладки Инструменты Справка

INFN Istituto Nazionale di Fisica Nucleare

EGEE Enabling Grids for E-science

Grid Enabled web eNvironment for

genius

site Independent User job Submission

enginframe

NICE

GENIUS Services

- File
- Security
  - Info on proxy
  - Info on VOMS proxy
  - Change OS Password
  - Remove proxy & Logout
- Job
- Data
- Info
- Monitoring
- Interactive
- Preferences
- VO Services

**Login to the GRID**

Username:

MyProxy Passphrase:

Validity (hours):

Login

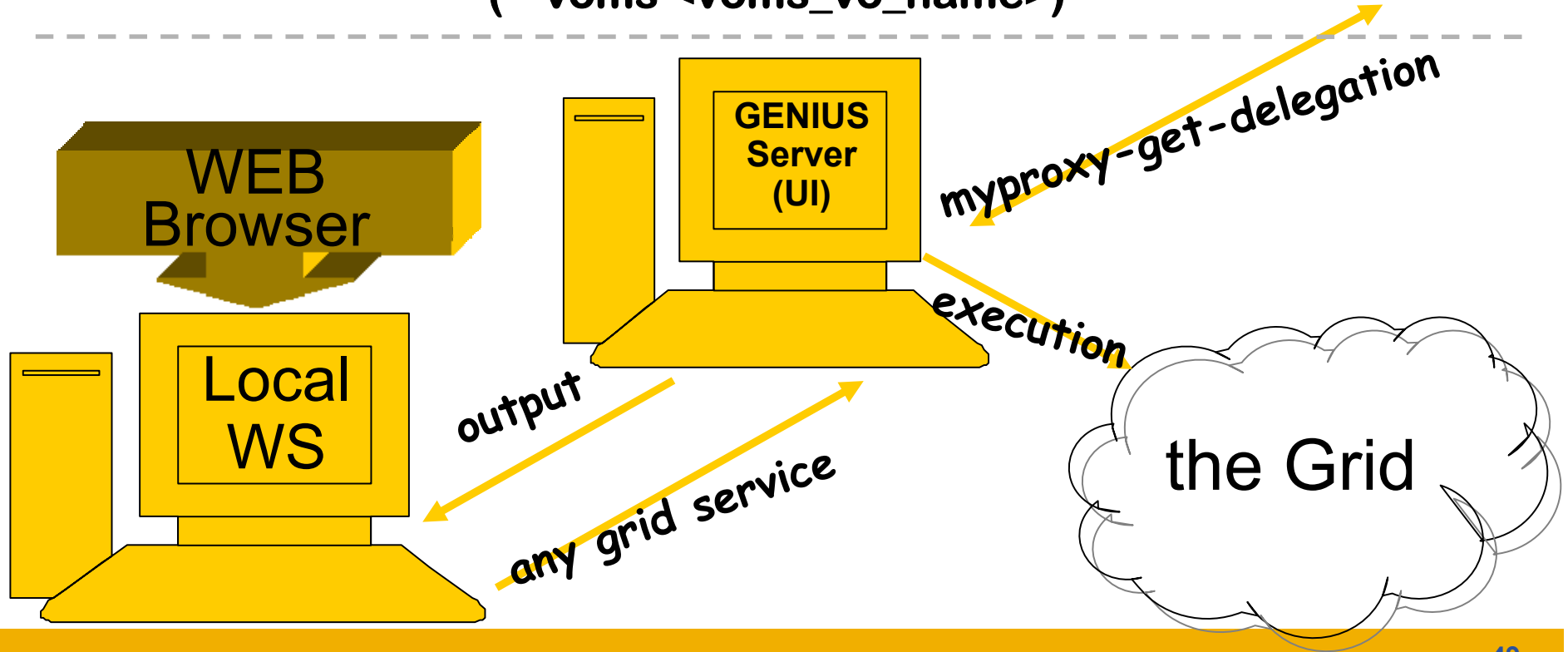
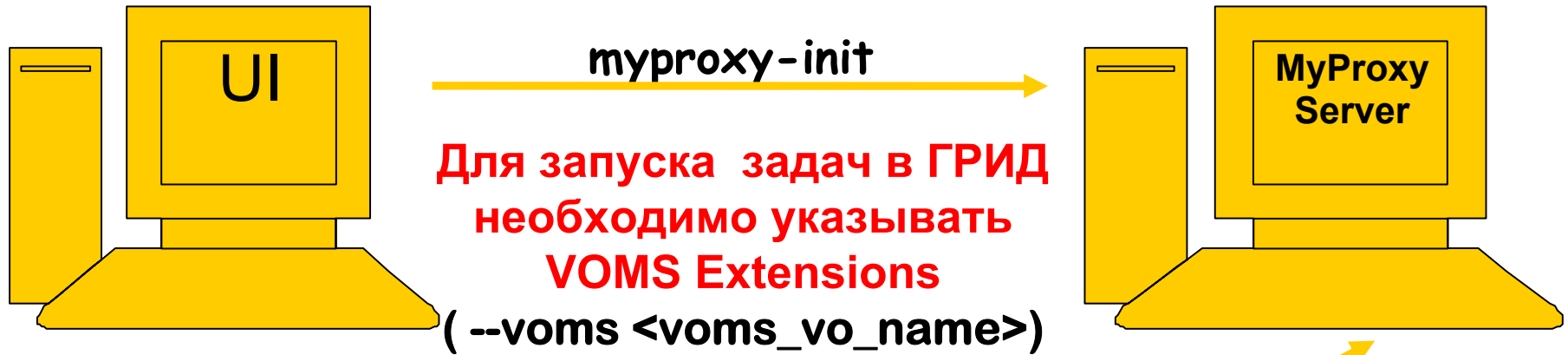
**myproxy-get-delegation**

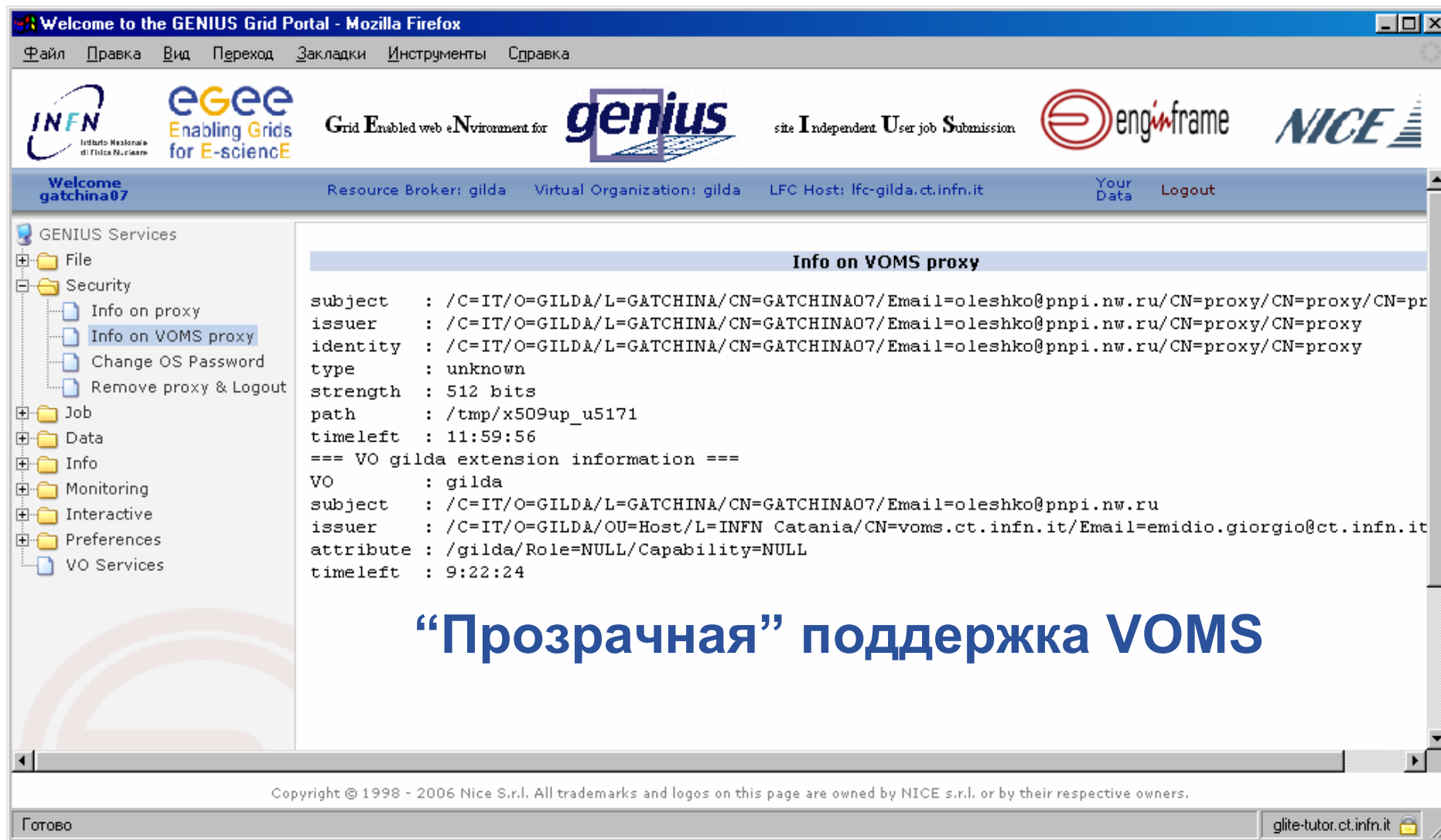
Copyright © 1998 - 2006 Nice S.r.l. All trademarks and logos on this page are owned by NICE s.r.l. or by their respective owners.

Готово

glite-tutor.ct.infn.it












Welcome to the GENIUS Grid Portal - Mozilla Firefox

Файл Правка Вид Переход Закладки Инструменты Справка

Welcome gatchina07    Resource Broker: gilda    Virtual Organization: gilda    LFC Host: lfc-gilda.ct.infn.it    Your Data    Logout

**GENIUS Services**

- File
- Security
  - Info on proxy
  - Info on VOMS proxy**
  - Change OS Password
  - Remove proxy & Logout
- Job
- Data
- Info
- Monitoring
- Interactive
- Preferences
- VO Services

**Info on VOMS proxy**

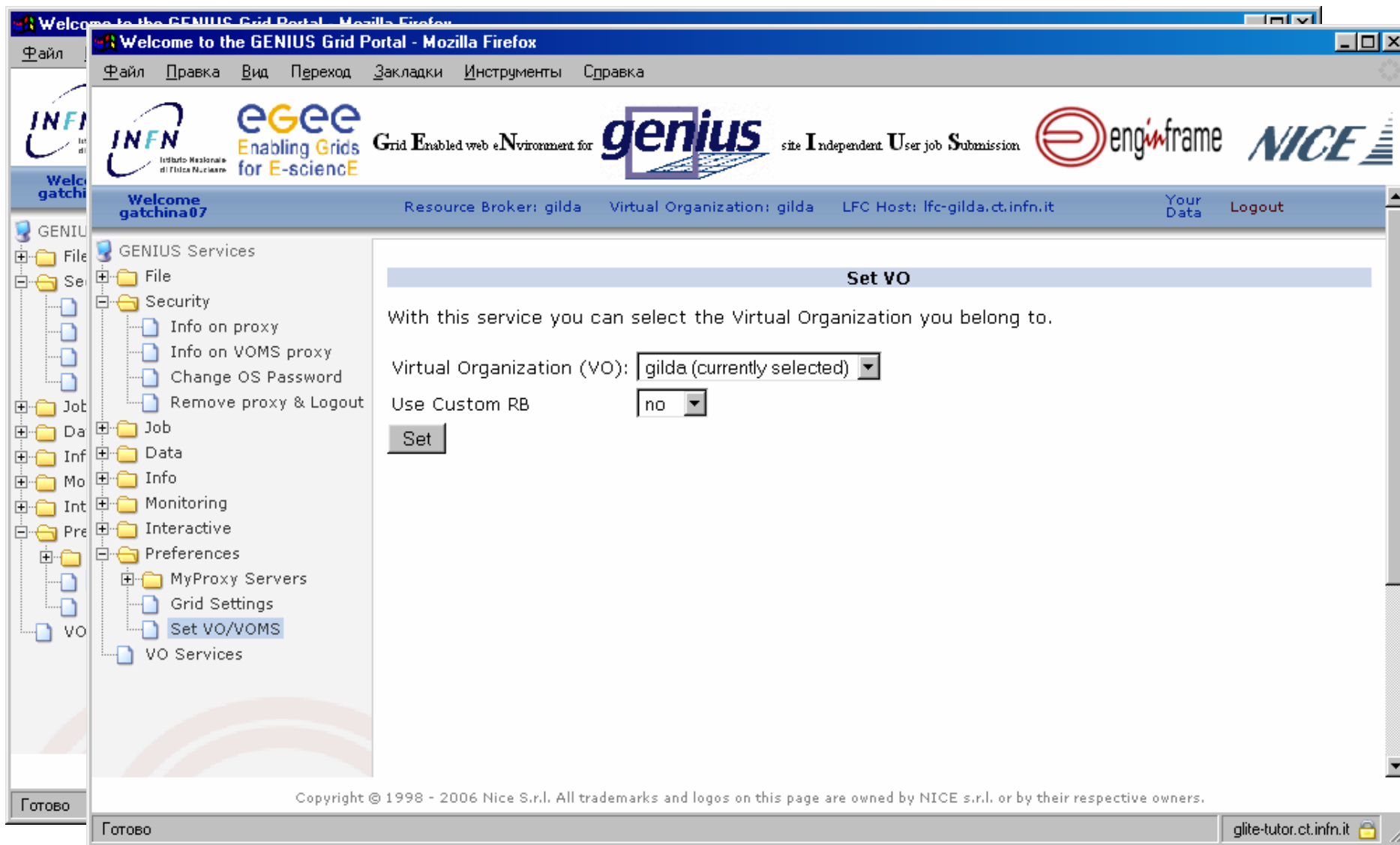
```

subject   : /C=IT/O=GILDA/L=GATCHINA/CN=GATCHINA07/Email=oleshko@pnpi.nw.ru/CN=proxy/CN=proxy/CN=pr
issuer    : /C=IT/O=GILDA/L=GATCHINA/CN=GATCHINA07/Email=oleshko@pnpi.nw.ru/CN=proxy/CN=proxy
identity  : /C=IT/O=GILDA/L=GATCHINA/CN=GATCHINA07/Email=oleshko@pnpi.nw.ru/CN=proxy/CN=proxy
type      : unknown
strength  : 512 bits
path      : /tmp/x509up_u5171
timeleft  : 11:59:56
=== VO gilda extension information ===
VO        : gilda
subject   : /C=IT/O=GILDA/L=GATCHINA/CN=GATCHINA07/Email=oleshko@pnpi.nw.ru
issuer    : /C=IT/O=GILDA/OU=Host/L=INFN Catania/CN=voms.ct.infn.it/Email=emidio.giorgio@ct.infn.it
attribute : /gilda/Role=NULL/Capability=NULL
timeleft  : 9:22:24
    
```

**“Прозрачная” поддержка VOMS**

Copyright © 1998 - 2006 Nice S.r.l. All trademarks and logos on this page are owned by NICE s.r.l. or by their respective owners.

Готово    glite-tutor.ct.infn.it



Welcome to the GENIUS Grid Portal - Mozilla Firefox  
 Файл Правка Вид Переход Закладки Инструменты Справка

INFN Istituto Nazionale di Fisica Nucleare  
 eGEE Enabling Grids for E-science  
 Grid Enabled web eNvironment for genius  
 site Independent User job Submission  
 enginframe  
 NICE

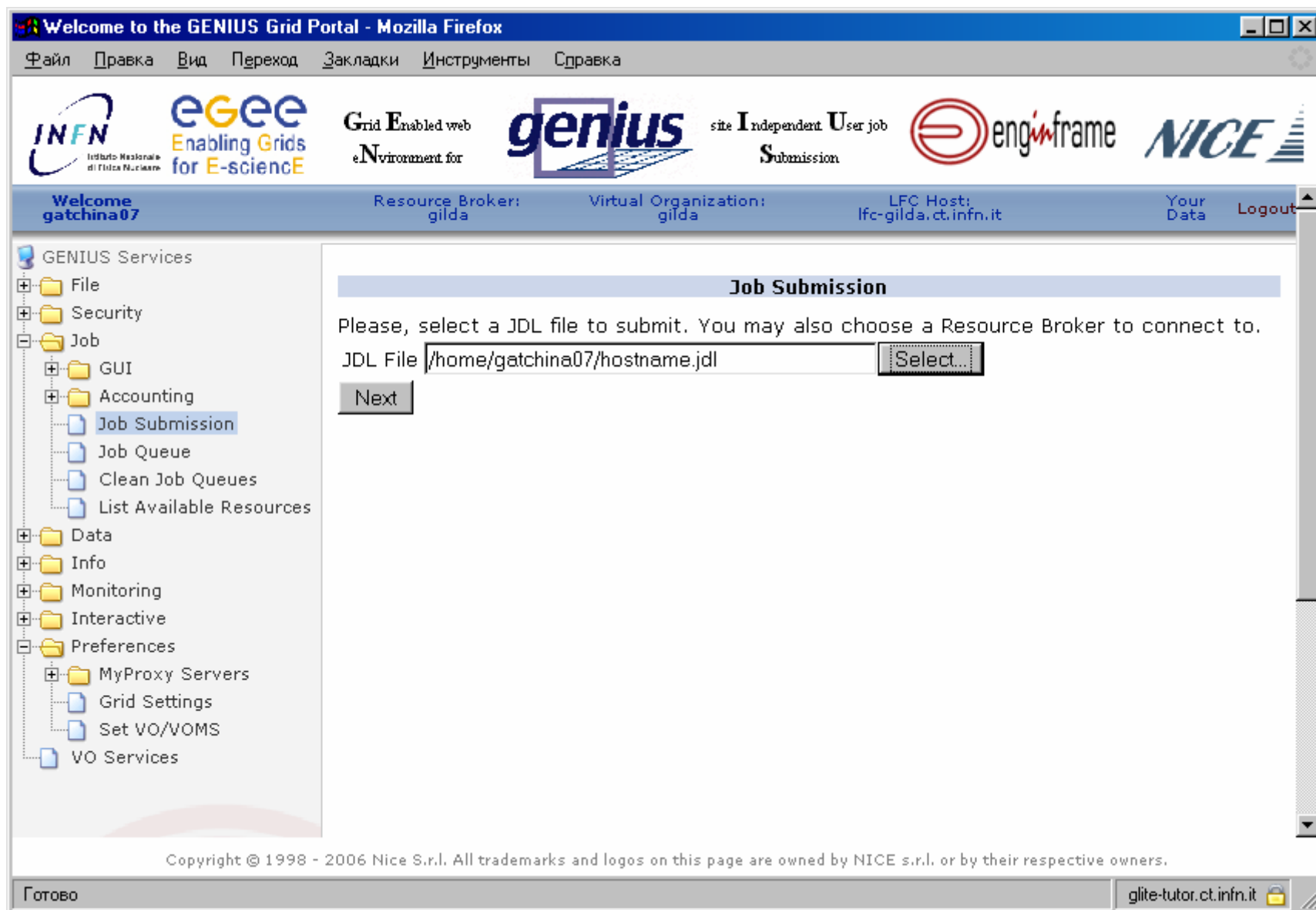
Welcome gatchina07  
 Resource Broker: gilda Virtual Organization: gilda LFC Host: lfc-gilda.ct.infn.it  
 Your Data Logout

**Set VO**  
 With this service you can select the Virtual Organization you belong to.  
 Virtual Organization (VO):   
 Use Custom RB:

Copyright © 1998 - 2006 Nice S.r.l. All trademarks and logos on this page are owned by NICE s.r.l. or by their respective owners.  
 gite-tutor.ct.infn.it







Параметры показаны на горизонтальной панели, которая появляется после успешного входа

# Запуск заданий (файл выбран)



Welcome to the GENIUS Grid Portal - Mozilla Firefox

Файл Правка Вид Переход Закладки Инструменты Справка





 site Independent User job Submission
 


Welcome gatchina07
 Resource Broker: gilda
 Virtual Organization: gilda
 LFC Host: lfc-gilda.ct.infn.it
 Your Data
 Logout

GENIUS Services

- File
- Security
- Job
  - GUI
  - Accounting
  - Job Submission
  - Job Queue
  - Clean Job Queues
  - List Available Resources
- Data
- Info
- Monitoring
- Interactive
- Preferences
  - MyProxy Servers
  - Grid Settings
  - Set VO/VOMS
- VO Services

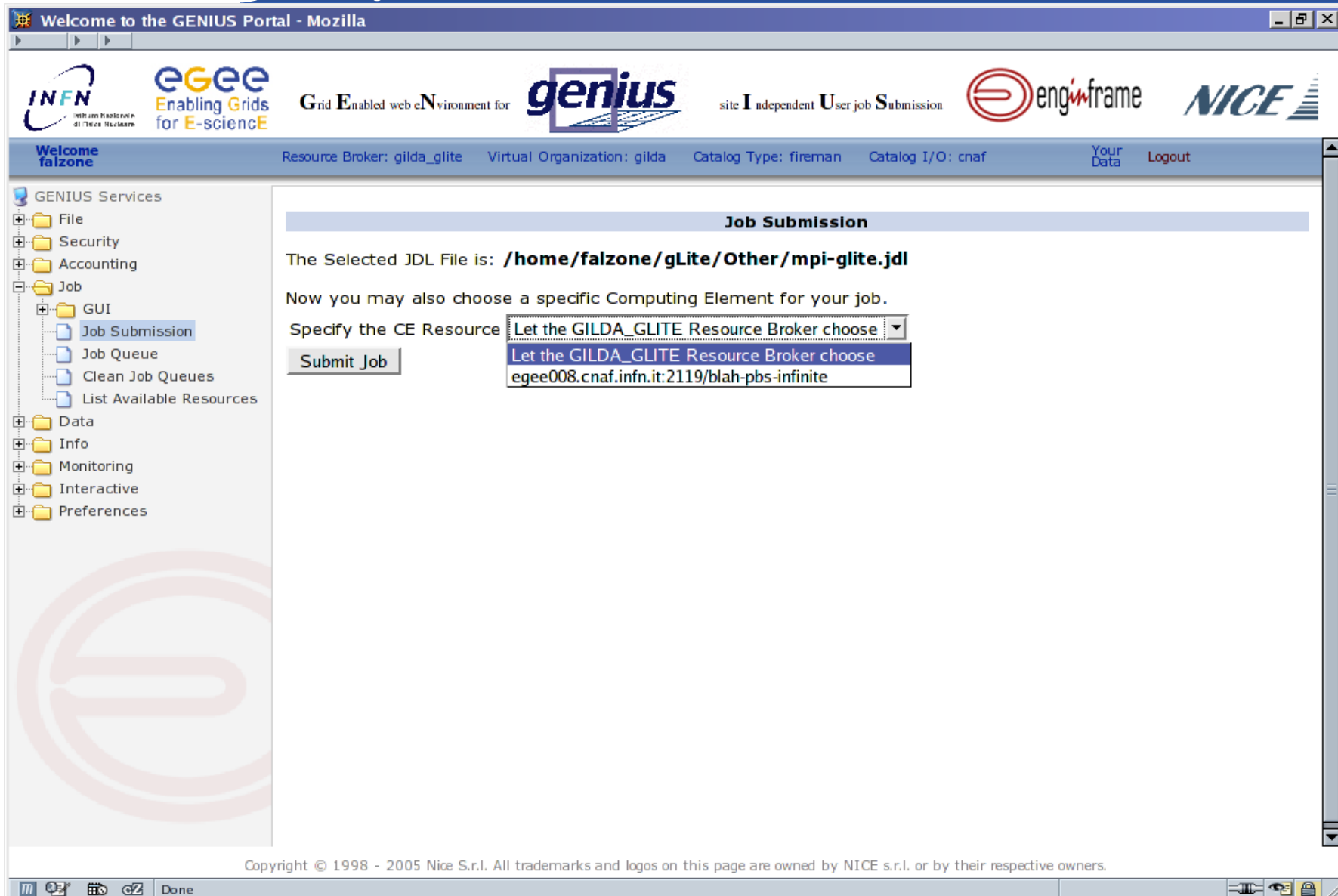
**Job Submission**

Please, select a JDL file to submit. You may also choose a Resource Broker to connect to.






JDL File

Copyright © 1998 - 2006 Nice S.r.l. All trademarks and logos on this page are owned by NICE s.r.l. or by their respective owners.

Готово glite-tutor.ct.infn.it



Welcome to the GENIUS Portal - Mozilla

Grid Enabled web eNvironment for **genius** site Independent User job Submission

Welcome **falzone** Resource Broker: gilda\_glite Virtual Organization: gilda Catalog Type: fireman Catalog I/O: cnaf Your Data Logout

**GENIUS Services**

- File
- Security
- Accounting
- Job
  - GUI
  - Job Submission**
  - Job Queue
  - Clean Job Queues
  - List Available Resources
- Data
- Info
- Monitoring
- Interactive
- Preferences

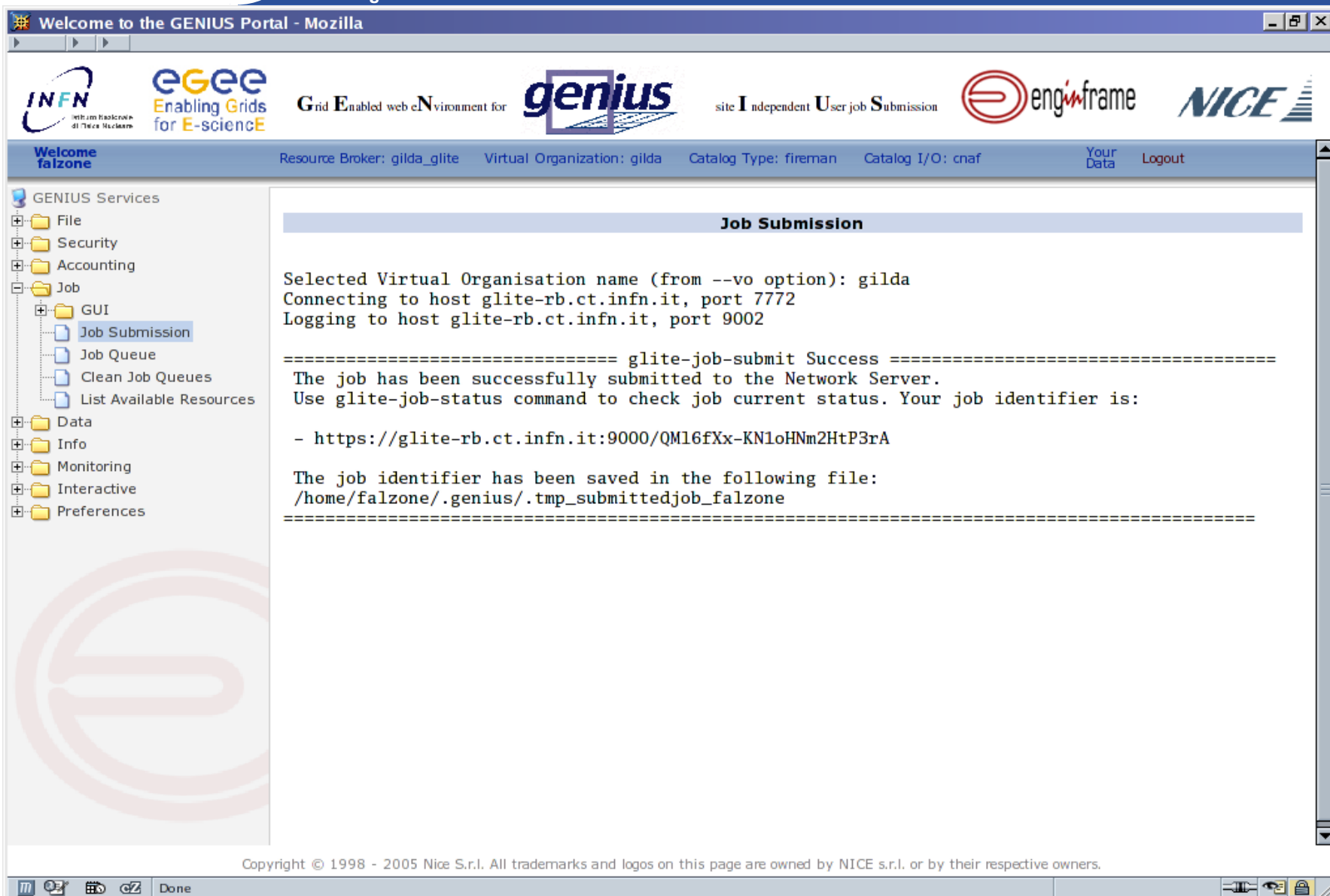
**Job Submission**

The Selected JDL File is: **/home/falzone/gLite/Other/mpi-glite.jdl**






Now you may also choose a specific Computing Element for your job.

Specify the CE Resource

Copyright © 1998 - 2005 Nice S.r.l. All trademarks and logos on this page are owned by NICE s.r.l. or by their respective owners.



Welcome to the GENIUS Portal - Mozilla

Grid Enabled web environment for **genius** site Independent User job Submission

Welcome **falzone** Resource Broker: gilda\_glite Virtual Organization: gilda Catalog Type: fireman Catalog I/O: cnaf Your Data Logout

**GENIUS Services**  
 File  
 Security  
 Accounting  
 Job  
   GUI  
     **Job Submission**  
     Job Queue  
     Clean Job Queues  
     List Available Resources  
 Data  
 Info  
 Monitoring  
 Interactive  
 Preferences

**Job Submission**

```

Selected Virtual Organisation name (from --vo option): gilda
Connecting to host glite-rb.ct.infn.it, port 7772
Logging to host glite-rb.ct.infn.it, port 9002






===== glite-job-submit Success =====
The job has been successfully submitted to the Network Server.
Use glite-job-status command to check job current status. Your job identifier is:

- https://glite-rb.ct.infn.it:9000/QM16fXx-KN1oHNm2HtP3rA

The job identifier has been saved in the following file:
/home/falzone/.genius/.tmp_submittedjob_falzone
=====
  
```

Copyright © 1998 - 2005 Nice S.r.l. All trademarks and logos on this page are owned by NICE s.r.l. or by their respective owners.

Welcome to the GENIUS Portal - Mozilla

Grid Enabled web eNvironment for site Independent User job Submission

Welcome falzone    Resource Broker: gilda\_glite    Virtual Organization: gilda    Catalog Type: fireman    Catalog I/O: cnaf    Your Data    Logout

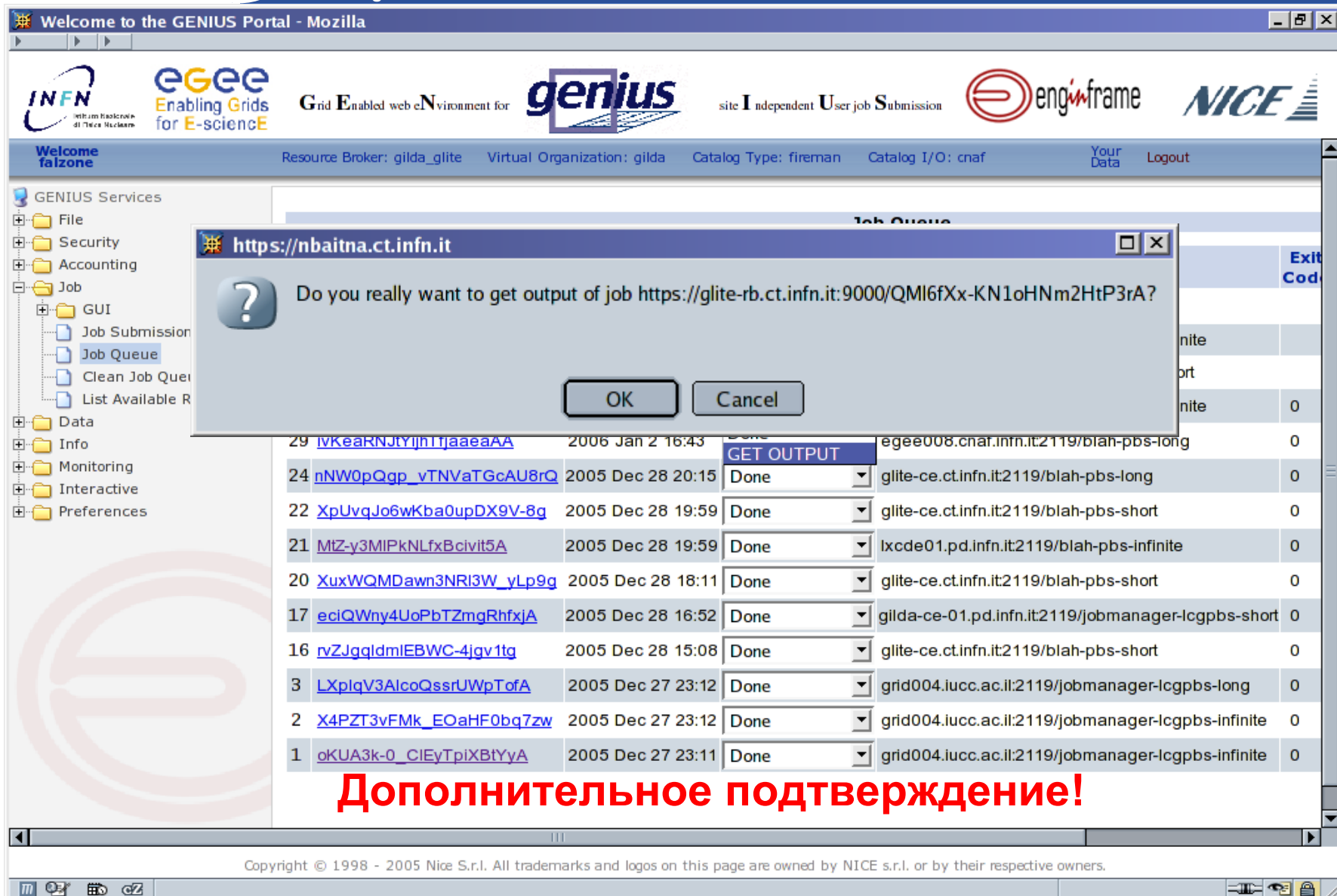
GENIUS Services

- File
- Security
- Accounting
- Job
  - GUI
  - Job Submission
  - Job Queue
  - Clean Job Queues
  - List Available Resources
- Data
- Info
- Monitoring
- Interactive
- Preferences

Job Queue					
#	Globus Job ID	Last Update Time	Status	Destination	Exit Code
33	<a href="#">8rx1w7Kw4bO1ZMXHqFChHw</a>	2006 Jan 8 14:50	Ready	glite-ce.ct.infn.it:2119/blah-pbs-short	
32	<a href="#">BFpXqz8-Qk6GI52UO8Q8cg</a>	2006 Jan 8 14:48	Ready	egee008.cnaf.infn.it:2119/blah-pbs-infinite	
31	<a href="#">ug271XmY1vGWyadRJ-6vqg</a>	2006 Jan 8 14:48	Ready	egee008.cnaf.infn.it:2119/blah-pbs-short	
30	<a href="#">QMI6fXx-KN1oHNm2HtP3rA</a>	2006 Jan 8 14:45	Ready	egee008.cnaf.infn.it:2119/blah-pbs-infinite	
29	<a href="#">ivKeaRNJtYijhTfjaaeaAA</a>	2006 Jan 2 16:43	Done	egee008.cnaf.infn.it:2119/blah-pbs-long	0
24	<a href="#">nNW0pQgp_vTNVaTGcAU8rQ</a>	2005 Dec 28 20:15	Done	glite-ce.ct.infn.it:2119/blah-pbs-long	0
22	<a href="#">XpUvqJo6wKba0upDX9V-8g</a>	2005 Dec 28 19:59	Done	glite-ce.ct.infn.it:2119/blah-pbs-short	0
21	<a href="#">MIZ-y3MIPkNlfxBcivit5A</a>	2005 Dec 28 19:59	Done	ixcde01.pd.infn.it:2119/blah-pbs-infinite	0
20	<a href="#">XuxWQMDawn3NRI3W_yLp9g</a>	2005 Dec 28 18:11	Done	glite-ce.ct.infn.it:2119/blah-pbs-short	0
17	<a href="#">eciQWhy4UoPbTZmgRhfxJA</a>	2005 Dec 28 16:52	Done	gilda-ce-01.pd.infn.it:2119/jobmanager-lcgpbs-short	0
16	<a href="#">rvZJgqldmlEBWC-4jgv1tg</a>	2005 Dec 28 15:08	Done	glite-ce.ct.infn.it:2119/blah-pbs-short	0
3	<a href="#">LXplqV3AlcoQssrUWpTofA</a>	2005 Dec 27 23:12	Done	grid004.iucc.ac.il:2119/jobmanager-lcgpbs-long	0
2	<a href="#">X4PZT3vFMk_EOaHF0bq7zw</a>	2005 Dec 27 23:12	Done	grid004.iucc.ac.il:2119/jobmanager-lcgpbs-infinite	0
1	<a href="#">oKUA3k-0_CIEyTpiXBtYyA</a>	2005 Dec 27 23:11	Done	grid004.iucc.ac.il:2119/jobmanager-lcgpbs-infinite	0

Copyright © 1998 - 2005 Nice S.r.l. All trademarks and logos on this page are owned by NICE s.r.l. or by their respective owners.

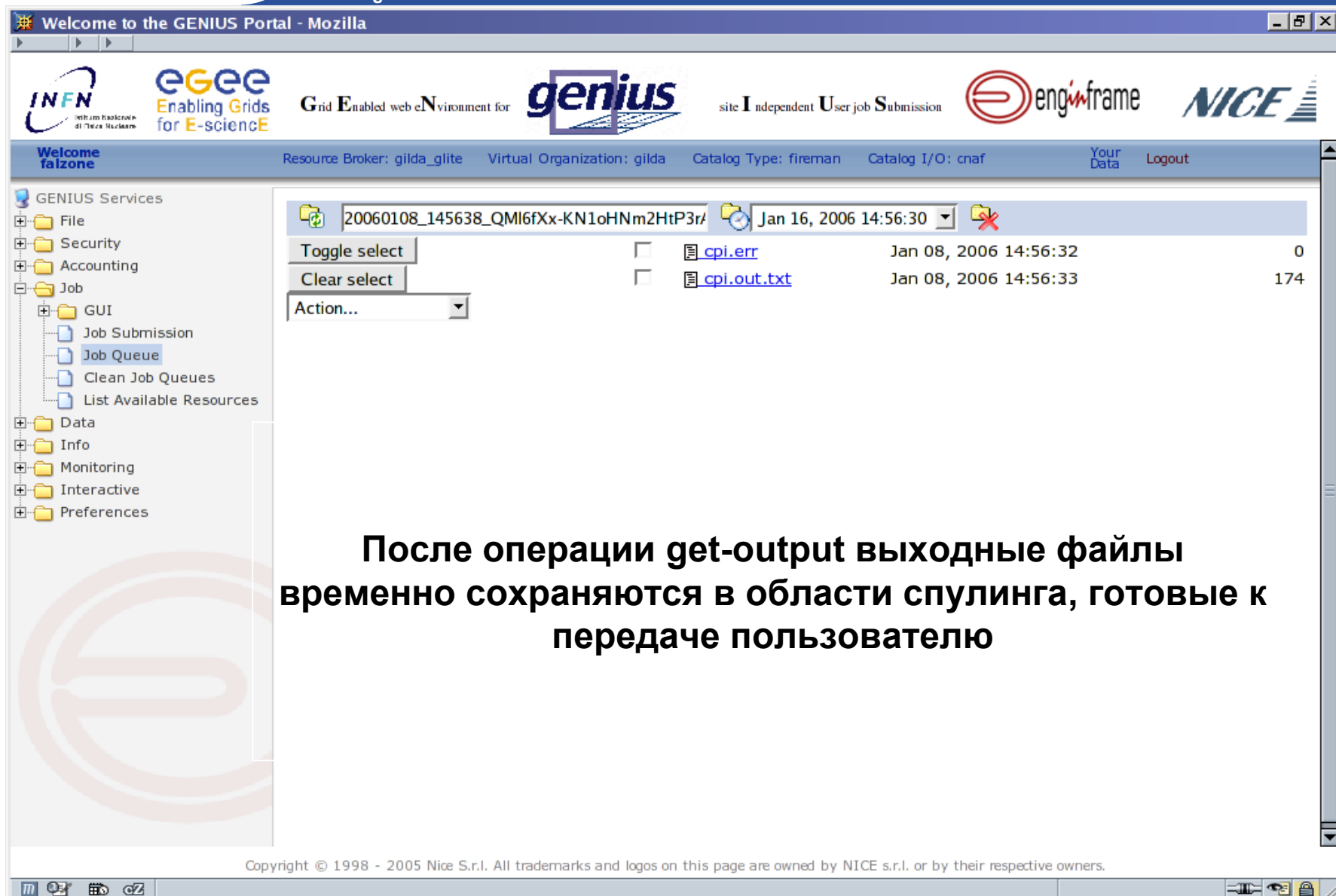




The screenshot shows the GENIUS Portal interface. At the top, there are logos for INFN, eGEE, genius, and NICE. Below the logos, there is a navigation bar with links like 'Welcome falzone', 'Resource Broker: gilda\_glite', 'Virtual Organization: gilda', 'Catalog Type: fireman', 'Catalog I/O: cnaf', 'Your Data', and 'Logout'. On the left, there is a sidebar menu for 'GENIUS Services' including File, Security, Accounting, Job, Data, Info, Monitoring, Interactive, and Preferences. The main content area displays a 'Job Queue' table with columns for job ID, URL, date, status, and location. A dialog box is overlaid on the table, asking for confirmation to get the output of a specific job.

Job ID	URL	Date	Status	Location	Exit Code
29	<a href="https://nbaitna.ct.infn.it">vKearNjYtYjnlTjaaeaAA</a>	2006 Jan 2 16:43	Done	egee008.cnar.infn.it:2119/blah-pbs-long	0
24	<a href="https://nbaitna.ct.infn.it">nNW0pQgp_vTNVaTGcAU8rQ</a>	2005 Dec 28 20:15	Done	glite-ce.ct.infn.it:2119/blah-pbs-long	0
22	<a href="https://nbaitna.ct.infn.it">XpUvqJo6wKba0upDX9V-8g</a>	2005 Dec 28 19:59	Done	glite-ce.ct.infn.it:2119/blah-pbs-short	0
21	<a href="https://nbaitna.ct.infn.it">MIZ-y3MIPkNLfxBcivit5A</a>	2005 Dec 28 19:59	Done	lxcde01.pd.infn.it:2119/blah-pbs-infinite	0
20	<a href="https://nbaitna.ct.infn.it">XuxWQMDawn3NRI3W_yLp9g</a>	2005 Dec 28 18:11	Done	glite-ce.ct.infn.it:2119/blah-pbs-short	0
17	<a href="https://nbaitna.ct.infn.it">eciQWny4UoPbTZmgRhfjA</a>	2005 Dec 28 16:52	Done	gilda-ce-01.pd.infn.it:2119/jobmanager-lcgpbs-short	0
16	<a href="https://nbaitna.ct.infn.it">rvZJgqldmlEBWC-4jgv1tg</a>	2005 Dec 28 15:08	Done	glite-ce.ct.infn.it:2119/blah-pbs-short	0
3	<a href="https://nbaitna.ct.infn.it">LXplqV3AlcoQssrJWpTofA</a>	2005 Dec 27 23:12	Done	grid004.iucc.ac.il:2119/jobmanager-lcgpbs-long	0
2	<a href="https://nbaitna.ct.infn.it">X4PZT3vFMk_EOaHF0bq7zw</a>	2005 Dec 27 23:12	Done	grid004.iucc.ac.il:2119/jobmanager-lcgpbs-infinite	0
1	<a href="https://nbaitna.ct.infn.it">oKUA3k-0_CIEyTpiXBtYyA</a>	2005 Dec 27 23:11	Done	grid004.iucc.ac.il:2119/jobmanager-lcgpbs-infinite	0

**Дополнительное подтверждение!**



The screenshot shows the GENIUS Portal interface in a Mozilla browser window. The page title is "Welcome to the GENIUS Portal - Mozilla". The header includes logos for INFN, eGEE, genius, and NICE, along with the text "Grid Enabled web eNvironment for" and "site Independent User job Submission". Below the header, there are navigation links for "Welcome falzone", "Resource Broker: gilda\_glite", "Virtual Organization: gilda", "Catalog Type: fireman", "Catalog I/O: cnaf", "Your Data", and "Logout".

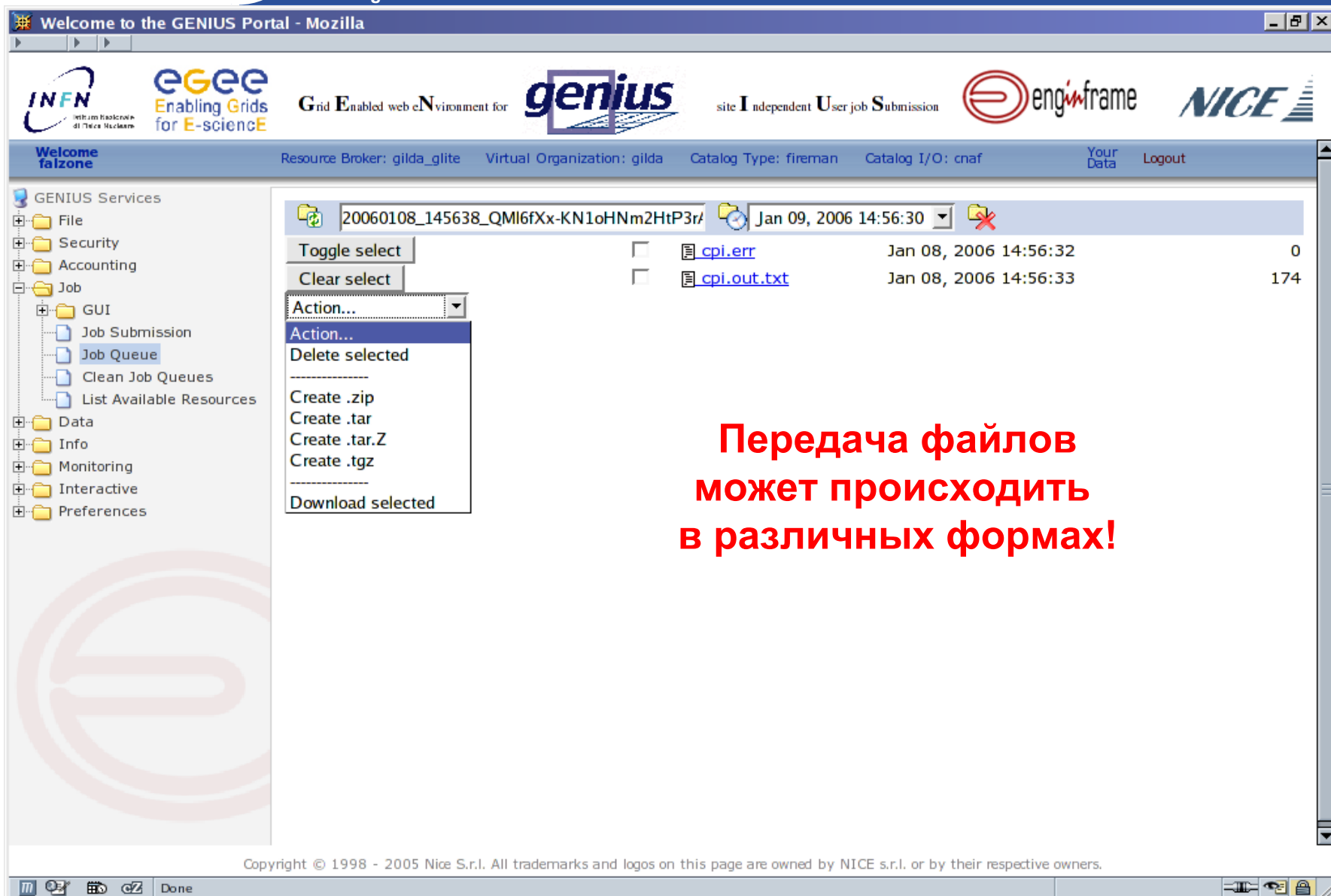
The main content area displays a list of job results. The selected job is identified by the ID "20060108\_145638\_QMI6fXx-KN1oHNm2HtP3r/" and has a status of "Jan 16, 2006 14:56:30". Below this, there are two files listed:

File Name	Timestamp	Size
<a href="#">cpi.err</a>	Jan 08, 2006 14:56:32	0
<a href="#">cpi.out.txt</a>	Jan 08, 2006 14:56:33	174

On the left side of the interface, there is a "GENIUS Services" menu with options like File, Security, Accounting, Job, GUI, Data, Info, Monitoring, Interactive, and Preferences. The "Job" folder is expanded, showing sub-options: Job Submission, Job Queue, Clean Job Queues, and List Available Resources.

At the bottom of the page, there is a copyright notice: "Copyright © 1998 - 2005 Nice S.r.l. All trademarks and logos on this page are owned by NICE s.r.l. or by their respective owners."

**После операции get-output выходные файлы временно сохраняются в области спулинга, готовые к передаче пользователю**



The screenshot shows the GENIUS Portal interface in a Mozilla browser window. The page title is "Welcome to the GENIUS Portal - Mozilla". The header includes logos for INFN, eGEE, genius, and NICE, along with the text "Grid Enabled web Environment for site Independent User job Submission". Below the header, there are navigation links for "Welcome falzone", "Resource Broker: gilda\_glite", "Virtual Organization: gilda", "Catalog Type: fireman", "Catalog I/O: cnaf", "Your Data", and "Logout".

The main content area displays a file listing for a specific job. The selected file is "20060108\_145638\_QMI6fXx-KN1oHNm2HtP3r/". The listing shows two files:

File Name	Size	Created
<a href="#">cpi.err</a>	0	Jan 08, 2006 14:56:32
<a href="#">cpi.out.txt</a>	174	Jan 08, 2006 14:56:33






An "Action..." menu is open over the file listing, showing the following options:

- Action...
- Delete selected
- 
- Create .zip
- Create .tar
- Create .tar.Z
- Create .tgz
- 
- Download selected

At the bottom of the page, there is a copyright notice: "Copyright © 1998 - 2005 Nice S.r.l. All trademarks and logos on this page are owned by NICE s.r.l. or by their respective owners."

**Передача файлов  
может происходить  
в различных формах!**

Welcome to the GENIUS Portal - Mozilla



 Grid Enabled web eNvironment for 
 site Independent User job Submission  

Welcome falzone    Resource Broker: gilda\_glite    Virtual Organization: gilda    Catalog Type: fireman    Catalog I/O: catania    Your Data    Logout


GENIUS Services

- File
- Security
- Accounting
- Job
  - GUI
  - Job Submission
  - Job Queue
  - Clean Job Queues
  - List Available Resources
- Data
- Info
- Monitoring
- Interactive
- Preferences

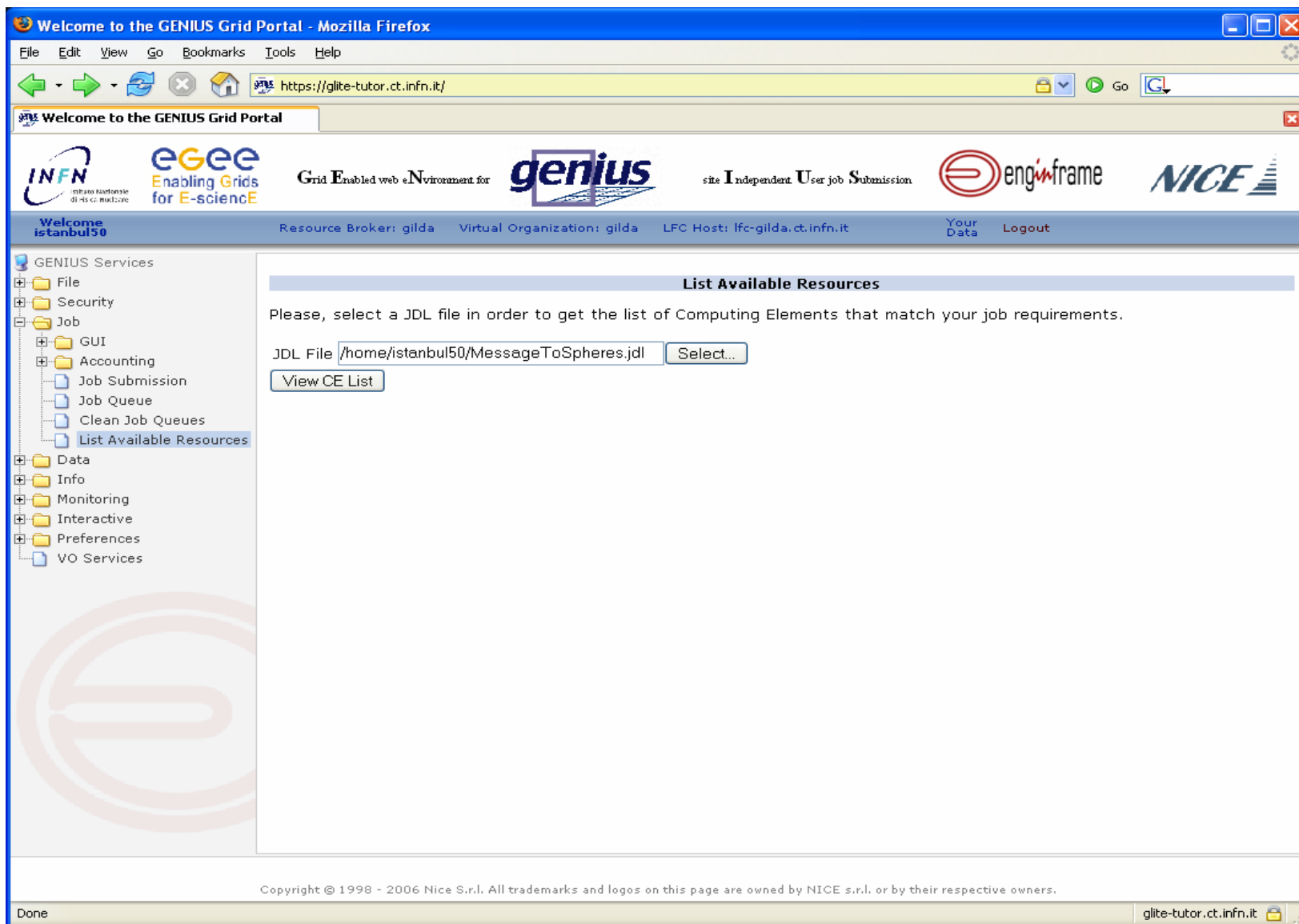
20060108\_211105\_fx2vwJQZv6Jlak89sVMXXv    Jan 09, 2006 21:10:57

Toggle select	<input type="checkbox"/>	<a href="#">ball.out</a>	Jan 08, 2006 21:10:58	0
Clear select	<input type="checkbox"/>	<a href="#">final_ball.gif</a>	Jan 08, 2006 21:11:00	915033
Action...	<input type="checkbox"/>	<a href="#">ball.err.txt</a>	Jan 08, 2006 21:10:59	186804

final\_ball.gif (GIF Image, 320x250 pixels) - Mozilla



Copyright © 1998 - 2005 Nice S.r.l. All trademarks and logos on this page are owned by NICE s.r.l. or by their respective owners.








Welcome to the GENIUS Grid Portal - Mozilla Firefox

File Edit View Go Bookmarks Tools Help

https://glite-tutor.ct.infn.it/

Welcome to the GENIUS Grid Portal

Welcome istanbul50 Resource Broker: gilda Virtual Organization: gilda LFC Host: lfc-gilda.ct.infn.it Your Data Logout

GENIUS Services

- File
- Security
- Job
  - GUI
  - Accounting
  - Job Submission
  - Job Queue
  - Clean Job Queues
  - List Available Resources
- Data
- Info
- Monitoring
- Interactive
- Preferences
- VO Services

**List Available Resources**

Please, select a JDL file in order to get the list of Computing Elements that match your job requirements.

JDL File

Copyright © 1998 - 2006 Nice S.r.l. All trademarks and logos on this page are owned by NICE s.r.l. or by their respective owners.

Done glite-tutor.ct.infn.it

The screenshot shows the GENIUS Grid Portal interface in a Mozilla Firefox browser window. The browser title is "Welcome to the GENIUS Grid Portal - Mozilla Firefox" and the address bar shows "https://glite-tutor.ct.infn.it/". The page header includes logos for INFN, eGEE (Enabling Grids for E-science), genius, and NICE. Below the header, there are navigation links for "Resource Broker: gilda", "Virtual Organization: gilda", "LFC Host: lfc-gilda.ct.infn.it", "Your Data", and "Logout".

The main content area is titled "List Available Resources" and displays the following text:

```
Selected Virtual Organisation name (from proxy certificate extension): gilda
Connecting to host glite-rb.ct.infn.it, port 7772

*****
COMPUTING ELEMENT IDs LIST
The following CE(s) matching your job requirements have been found:

*CEId*
dgt01.ui.savba.sk:2119/jobmanager-lcgpbs-long
dgt01.ui.savba.sk:2119/jobmanager-lcgpbs-short
gilda-ce-01.pd.infn.it:2119/jobmanager-lcgpbs-infinite
gilda-ce-01.pd.infn.it:2119/jobmanager-lcgpbs-long
gilda-ce-01.pd.infn.it:2119/jobmanager-lcgpbs-short
gilda01.ihep.ac.cn:2119/jobmanager-lcgpbs-infinite
gilda01.ihep.ac.cn:2119/jobmanager-lcgpbs-long
gilda01.ihep.ac.cn:2119/jobmanager-lcgpbs-short
gildace01.roma3.infn.it:2119/jobmanager-lcgpbs-infinite
gildace01.roma3.infn.it:2119/jobmanager-lcgpbs-long
gildace01.roma3.infn.it:2119/jobmanager-lcgpbs-short
grid004.iucc.ac.il:2119/jobmanager-lcgpbs-long
grid004.iucc.ac.il:2119/jobmanager-lcgpbs-short
grid010.ct.infn.it:2119/jobmanager-lcgpbs-long
grid010.ct.infn.it:2119/jobmanager-lcgpbs-short
trigrgrid-ce00.unime.it:2119/jobmanager-lcgpbs-infinite
trigrgrid-ce00.unime.it:2119/jobmanager-lcgpbs-long
trigrgrid-ce00.unime.it:2119/jobmanager-lcgpbs-short
trigrgriden00.unime.it:2119/jobmanager-lcgpbs-infinite
trigrgriden00.unime.it:2119/jobmanager-lcgpbs-long
trigrgriden00.unime.it:2119/jobmanager-lcgpbs-short
trigrgriden00.unime.it:2119/jobmanager-lcgpbs-short
trigrgriden00.unime.it:2119/jobmanager-lcgpbs-long
trigrgriden00.unime.it:2119/jobmanager-lcgpbs-short
```

At the bottom of the page, there is a copyright notice: "Copyright © 1998 - 2006 Nice S.r.l. All trademarks and logos on this page are owned by NICE s.r.l. or by their respective owners."

- Работа с файлами
- Запуск задач
- **Мониторинг**
- Работа с данными

http://alifarm7.ct.infn.it:50080 - INFN - GridICE - Grid Monitoring Service - Mozilla Firefox

**GridICE**  
the eyes of the Grid

Geo view Site view VO view Help About

is monitoring **GILDA**  
GRID INFN LABORATORY for DISSEMINATION ACTIVITIES

GridICE >> Site::ALL

General **Gris** Host Job Charts Network

Computing Resources Storage Resources

Site	GK#	Q#	RunJob	WaitJob	SlotLoad	MH#	Power	WN#	CPU#	CPUload	Available	Total	%	
CECUM-ME	1	3	0	0	0%	2	12K	1	2	3%	64.7 GB	67.8 GB	5%	
CNR-ROMA	1	3	0	0	0%	6	4K	3	3	34%	12.8 GB	17.2 GB	26%	
DIST-GENOVA	-	-	-	-	-	1	-	-	-	-	669.7 GB	740.9 GB	10%	
GILDA-ROMA3	1	3	0	0	0%	4	10K	1	2	0%	767.7 GB	767.8 GB	0%	
IHEP-BEIJING	1	3	2	0	5%	-	-	-	-	-	101.9 GB	110.6 GB	8%	
IISAS-GILDA	1	4	1	0	10%	7	24K	5	5	0%	27.2 GB	28.9 GB	6%	
INAF-CATANIA	1	2745	0	0	1%	-	-	-	-	-	66.3 GB	69.9 GB	5%	
INFN-CNAF	1	4	0	4	0%	8	95K	5	18	0%	141.1 GB	159.8 GB	12%	
INFN-GILDA-CATANIA	1	3	1	1	8%	-	-	-	-	-	2.8 TB	3.6 TB	23%	
INFN-PADOVA	1	3	0	0	-	8	42K	6	12	0%	330.9 GB	332.9 GB	1%	
ING-MESSINA	1	3	1	0	5%	6	36K	4	6	0%	155 GB	173.7 GB	11%	
IUCC-LCG2	1	3	1	0	10%	7	16K	5	10	10%	857.1 GB	870.1 GB	2%	
TRIGRID-UNIPA	-	-	-	-	-	2	-	-	-	-	3 GB	4.6 GB	34%	
prague_cesnet_gilda	-	-	-	-	-	3	-	-	-	-	2.6 TB	9.6 TB	73%	
<b>TOTAL</b>	<b># 14</b>	<b>11</b>	<b>2777</b>	<b>6</b>	<b>5</b>	<b>19%</b>	<b>54</b>	<b>238K</b>	<b>30</b>	<b>58</b>	<b>6%</b>	<b>8.5 TB</b>	<b>16.5 TB</b>	<b>15%</b>

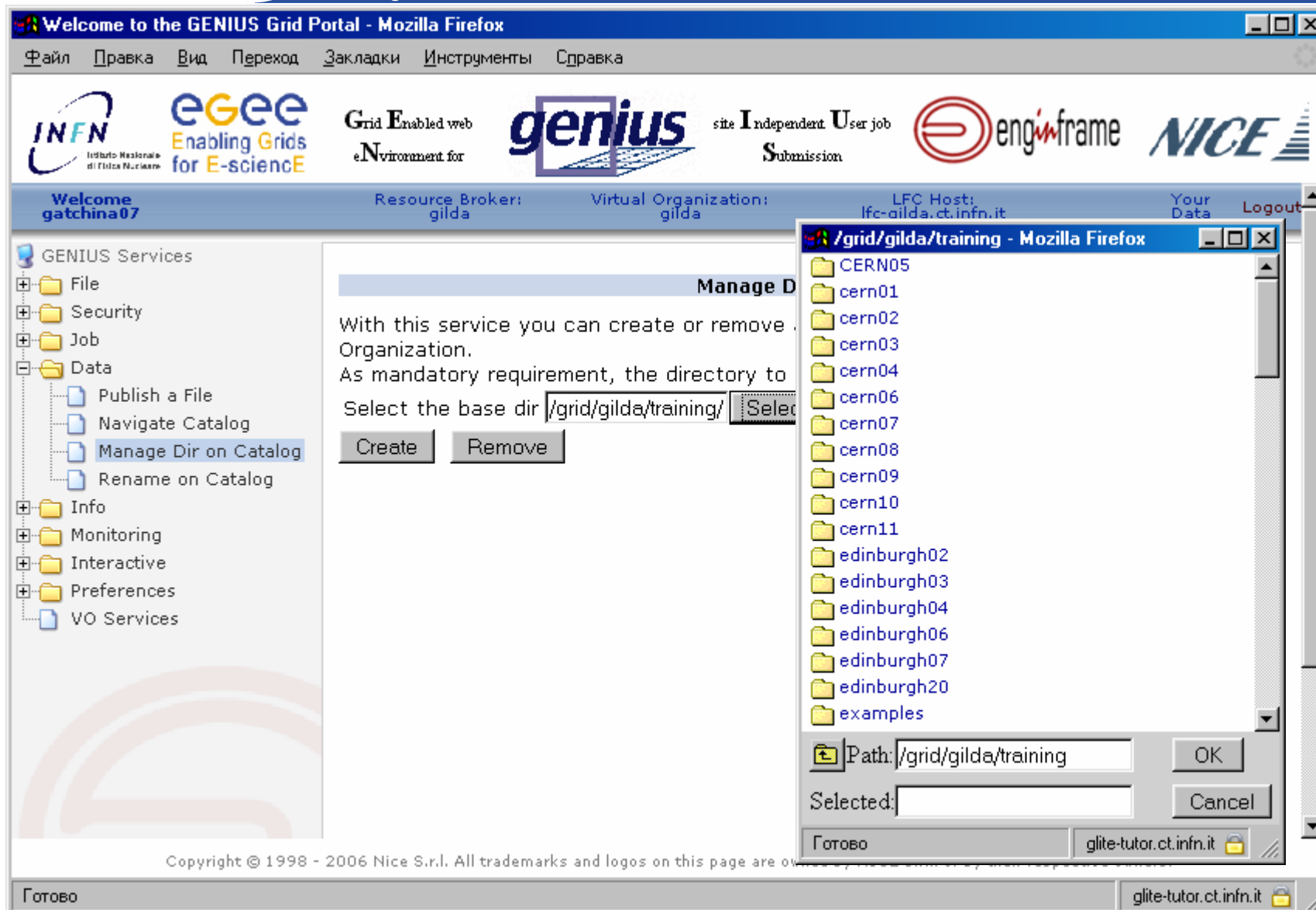
Generated: Thu, 29 Jun 2006 16:29:50 +0200 [GridICE Homepage](#)

Copyright © 1998 - 2006 Nice S.r.l. All trademarks and logos on this page are owned by NICE s.r.l. or by their respective owners.

glite-tutor.ct.infn.it



- Работа с файлами
- Запуск задач
- Мониторинг
- **Работа с данными**



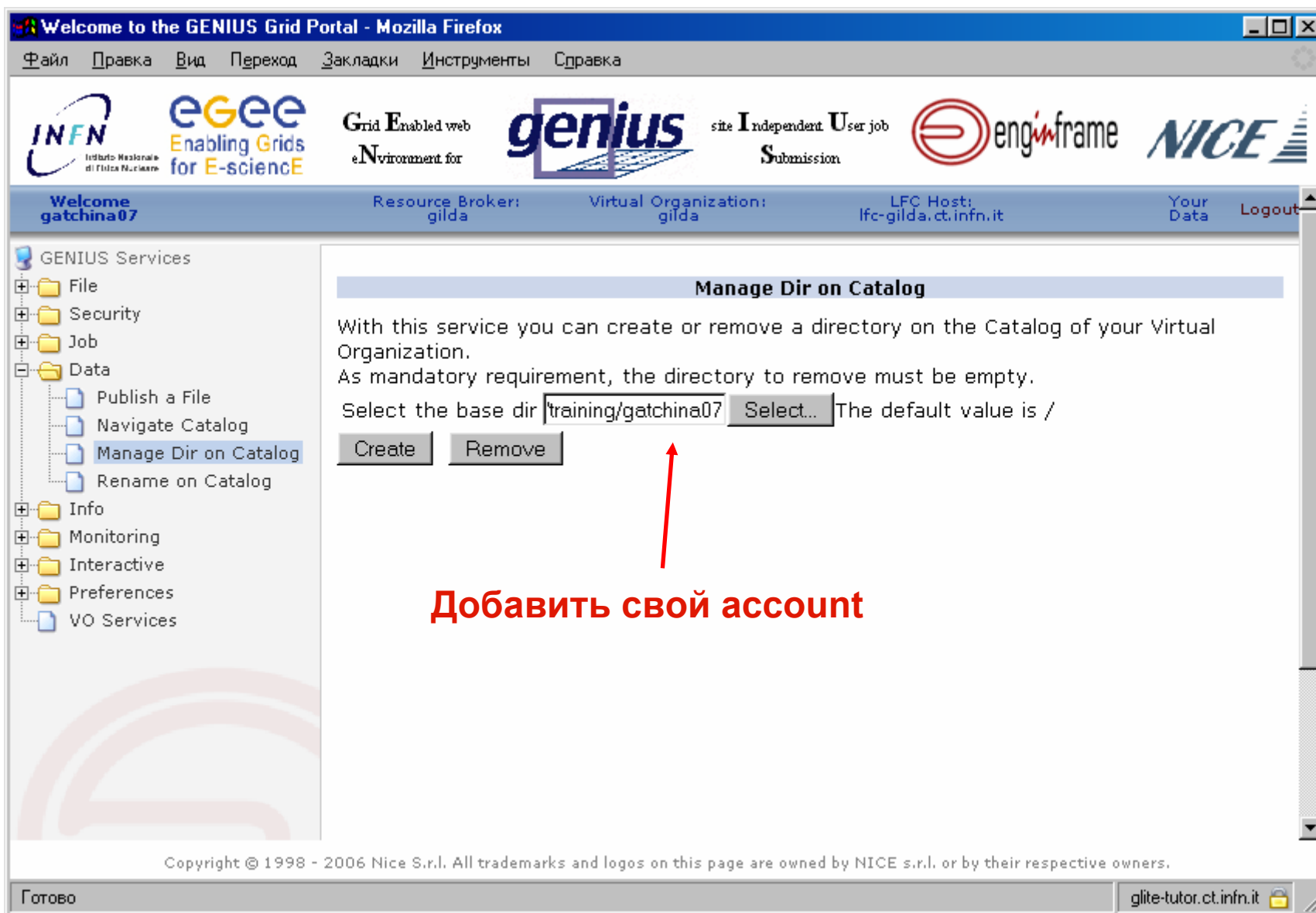
The screenshot shows the GENIUS Grid Portal interface in a Mozilla Firefox browser window. The main content area displays the "Manage Dir" service, which allows users to create or remove directories. A text input field contains the path `/grid/gilda/training/`, and a "Select" button is visible next to it. Below the input field are "Create" and "Remove" buttons.

An overlay window titled `/grid/gilda/training - Mozilla Firefox` is open, showing a file manager view of the `/grid/gilda/training` directory. The directory contains the following subdirectories:

- CERN05
- cern01
- cern02
- cern03
- cern04
- cern06
- cern07
- cern08
- cern09
- cern10
- cern11
- edinburgh02
- edinburgh03
- edinburgh04
- edinburgh06
- edinburgh07
- edinburgh20
- examples

The "Path" field in the file manager window is set to `/grid/gilda/training`. The "Selected:" field is empty. The window includes "OK", "Cancel", and "Готово" (Ready) buttons.

At the bottom of the browser window, the copyright notice reads: "Copyright © 1998 - 2006 Nice S.r.l. All trademarks and logos on this page are owned by their respective owners."







Copyright © 1998 - 2006 Nice S.r.l. All trademarks and logos on this page are owned by NICE s.r.l. or by their respective owners.

**Добавить свой account**



Welcome to the GENIUS Grid Portal - Mozilla Firefox

Файл Правка Вид Переход Закладки Инструменты Справка

Grid Enabled web eNvironment for site Independent User job Submission

Welcome gatchina07 Resource Broker: gilda Virtual Organization: gilda LFC Host: lfc-gilda.ct.infn.it Your Data Logout

GENIUS Services

- File
- Security
- Job
- Data
  - Publish a File
  - Navigate Catalog
  - Manage Dir on Catalog
  - Rename on Catalog
- Info
- Monitoring
- Interactive
- Preferences
- VO Services

**Manage Dir on Catalog**






The directory /grid/gilda/training/gatchina07 has been created successfully on Catalog.

Copyright © 1998 - 2006 Nice S.r.l. All trademarks and logos on this page are owned by NICE s.r.l. or by their respective owners.

Готово gite-tutor.ct.infn.it

Welcome to the GENIUS Grid Portal - Mozilla Firefox

Файл Правка Вид Переход Закладки Инструменты Справка

Welcome gatchina07    Resource Broker: gilda    Virtual Organization: gilda    LFC Host: lfc-gilda.ct.infn.it    Your Data    Logout

GENIUS Services

- File
- Security
- Job
- Data
  - Publish a File**
  - Navigate Catalog
  - Manage Dir on Catalog
  - Rename on Catalog
- Info
- Monitoring
- Interactive
- Preferences
- VO Services

**Publish a File**

With this service you can publish local data on the Catalog of your Virtual Organization and save it on a Storage Element.

Choose SE

Choose File/Directory  Обзор...

Choose Remote File/Directory  Select...  
Clean






Base Directory on Catalog  Select...

Copyright © 1998 - 2006 Nice S.r.l. All trademarks and logos on this page are owned by NICE s.r.l. or by their respective owners.

Готово gite-tutor.ct.infn.it

Welcome to the GENIUS Grid Portal - Mozilla Firefox

Файл Правка Вид Переход Закладки Инструменты Справка

Welcome gatchina07    Resource Broker: gilda    Virtual Organization: gilda    LFC Host: lfc-gilda.ct.infn.it    Your Data    Logout

**GENIUS Services**  
 + File  
 + Security  
 + Job  
 - Data  
   - Publish a File  
   - Navigate Catalog  
   - Manage Dir on Catalog  
   - Rename on Catalog  
 + Info  
 + Monitoring  
 + Interactive  
 + Preferences  
 - VO Services

**Publish a File**

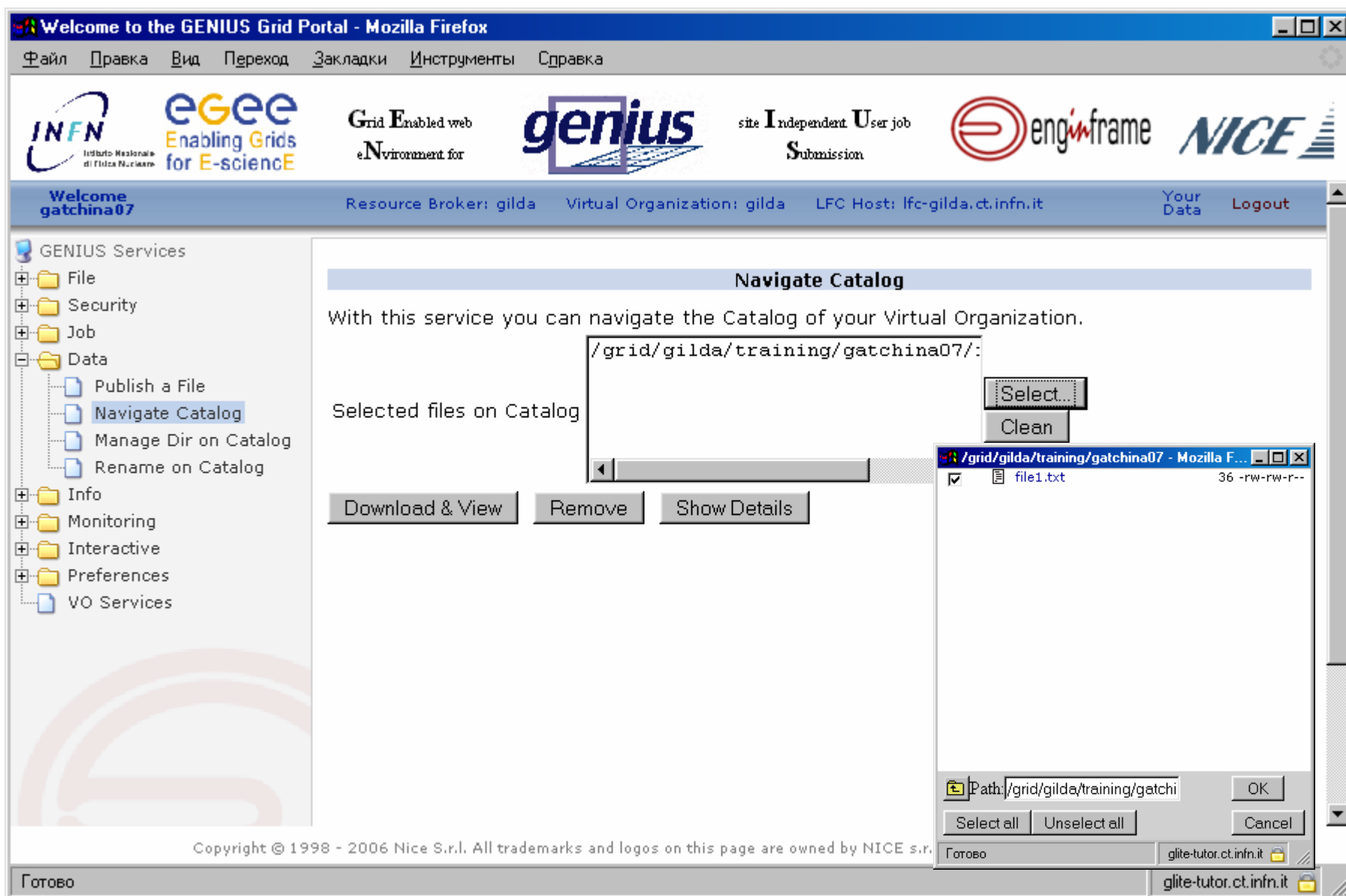
```

Using grid catalog type: lfc
Using grid catalog : lfc-gilda.ct.infn.it
Source URL: file:///home/gatchina07/.genius/filestopublish/file1.txt
File size: 36
VO name: gilda
Destination specified: trigrid-ce01.unime.it
Destination URL for copy: gsiftp://trigrid-ce01.unime.it/trigrid-ce01.unime.it:/data/gilda/2006-10-18/fi
# streams: 1
# set timeout to 0 seconds
Alias registered in Catalog: lfn:/grid/gilda/training/gatchina07/file1.txt

Transfer took 1080 ms
Destination URL registered in Catalog: srm://trigrid-ce01.unime.it/dpm/unime.it/home/gilda/generated/200
guid:6b94a6f5-6732-4b83-b3f5-381818dfc3b1
  
```







Copyright © 1998 - 2006 Nice S.r.l. All trademarks and logos on this page are owned by NICE s.r.l. or by their respective owners.

Готово glite-tutor.ct.infn.it



Welcome to the GENIUS Grid Portal - Mozilla Firefox

Файл Правка Вид Переход Закладки Инструменты Справка





 site Independent User job Submission
 


Welcome gatchina07 Resource Broker: gilda Virtual Organization: gilda LFC Host: lfc-gilda.ct.infn.it Your Data Logout

**GENIUS Services**

- File
- Security
- Job
- Data
  - Publish a File
  - Navigate Catalog**
  - Manage Dir on Catalog
  - Rename on Catalog
- Info
- Monitoring
- Interactive
- Preferences
- VO Services

**Navigate Catalog**

With this service you can navigate the Catalog of your Virtual Organization.

/grid/gilda/training/gatchina07/:

Selected files on Catalog

file1.txt 36 -rw-rw-r--

Path: /grid/gilda/training/gatchi

Select all Unselect all

Готово glite-tutor.ct.infn.it

Copyright © 1998 - 2006 Nice S.r.l. All trademarks and logos on this page are owned by NICE s.r.l.

Готово

- **OGCE - Open Grid Computing Environments Collaboratory**  
<http://www.collab-ogce.org/nmi/index.jsp>
- **PACI HotPage Grid Computing Portal**  
<https://hotpage.paci.org/>
- **Sakai project**  
<http://collab.sakaiproject.org/portal>
- **CCT HPC Portal**  
<https://portal.cct.lsu.edu/gridsphere/gridsphere>
- **TeraGrid User Portal**  
<https://portal.teragrid.org/gridsphere/gridsphere>
- **GridSphere Project**  
<http://www.gridsphere.org/gridsphere/gridsphere>
- **P-GRADE Portal**  
<http://www.lpds.sztaki.hu/pgportal/>